

Research Reporting: New Tools & More to Come for UGA Researchers

Jill Tincher, Executive Director, Sponsored Projects Administration
Shawn Hill, Director, Programs & Change Management

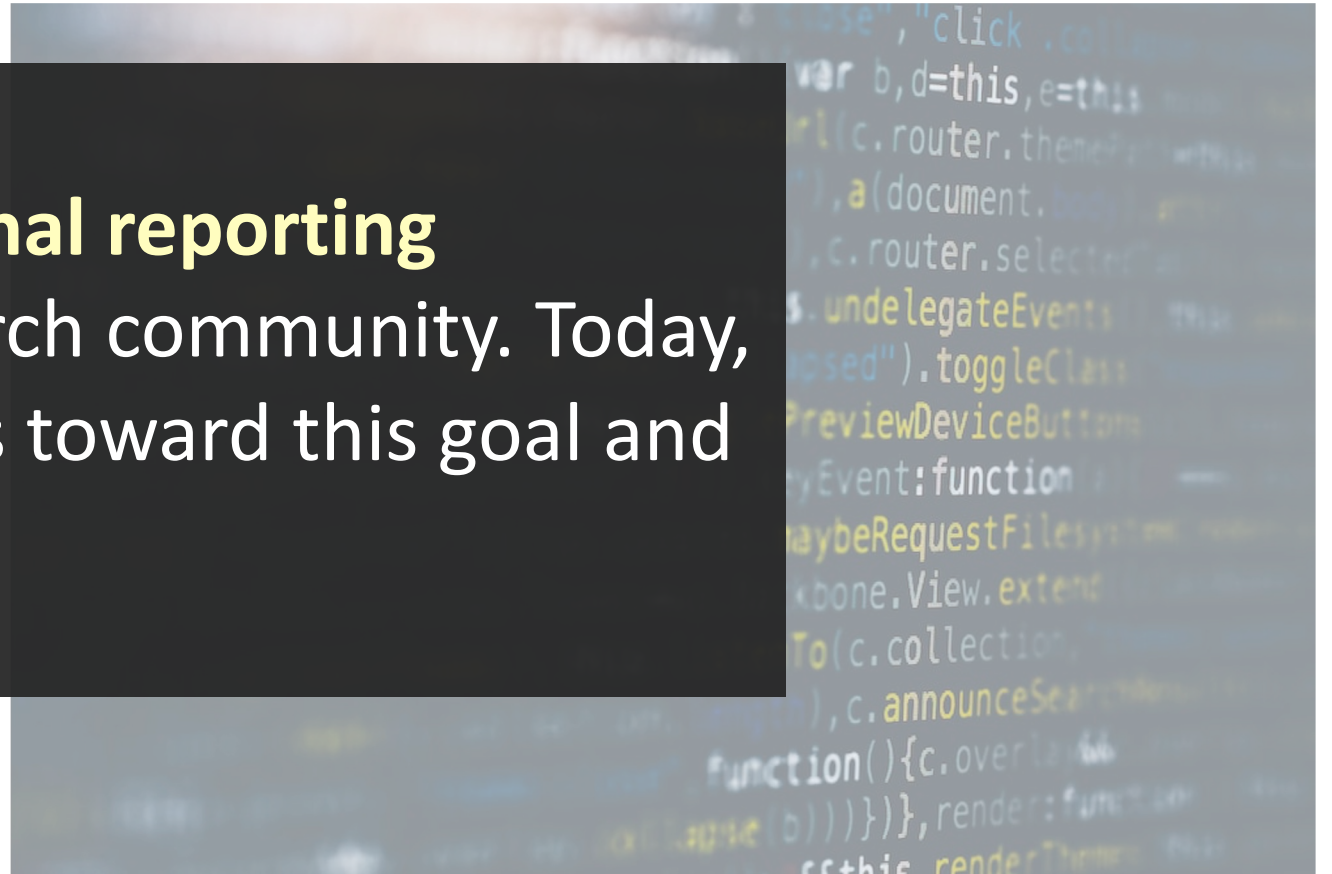
Research **Live**



UNIVERSITY OF
GEORGIA

Our Goal

Our goal is to deliver **exceptional reporting infrastructure** for UGA's research community. Today, we will discuss recent progress toward this goal and answer your questions.

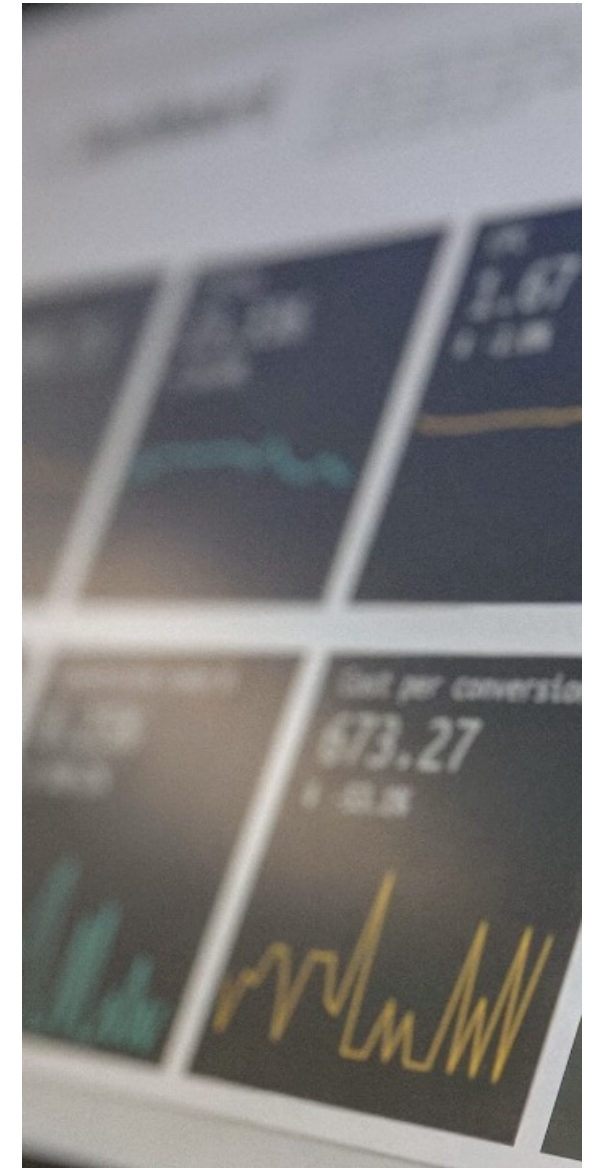


Now Available

Among others, these sponsored project reports are now available:

- [Individual Investigator Report](#)
- [Research Enterprise Expenditures Report](#)
- [Project Status Report Lite](#)

Side note: The [Budget Status Report Lite](#) is also available for non-project budgets.



Operational Reports Portal

To access these reports, navigate to oir.uga.edu and click on [Operational Reports](#). You must be on the VPN to access these reports outside the Athens campus network.

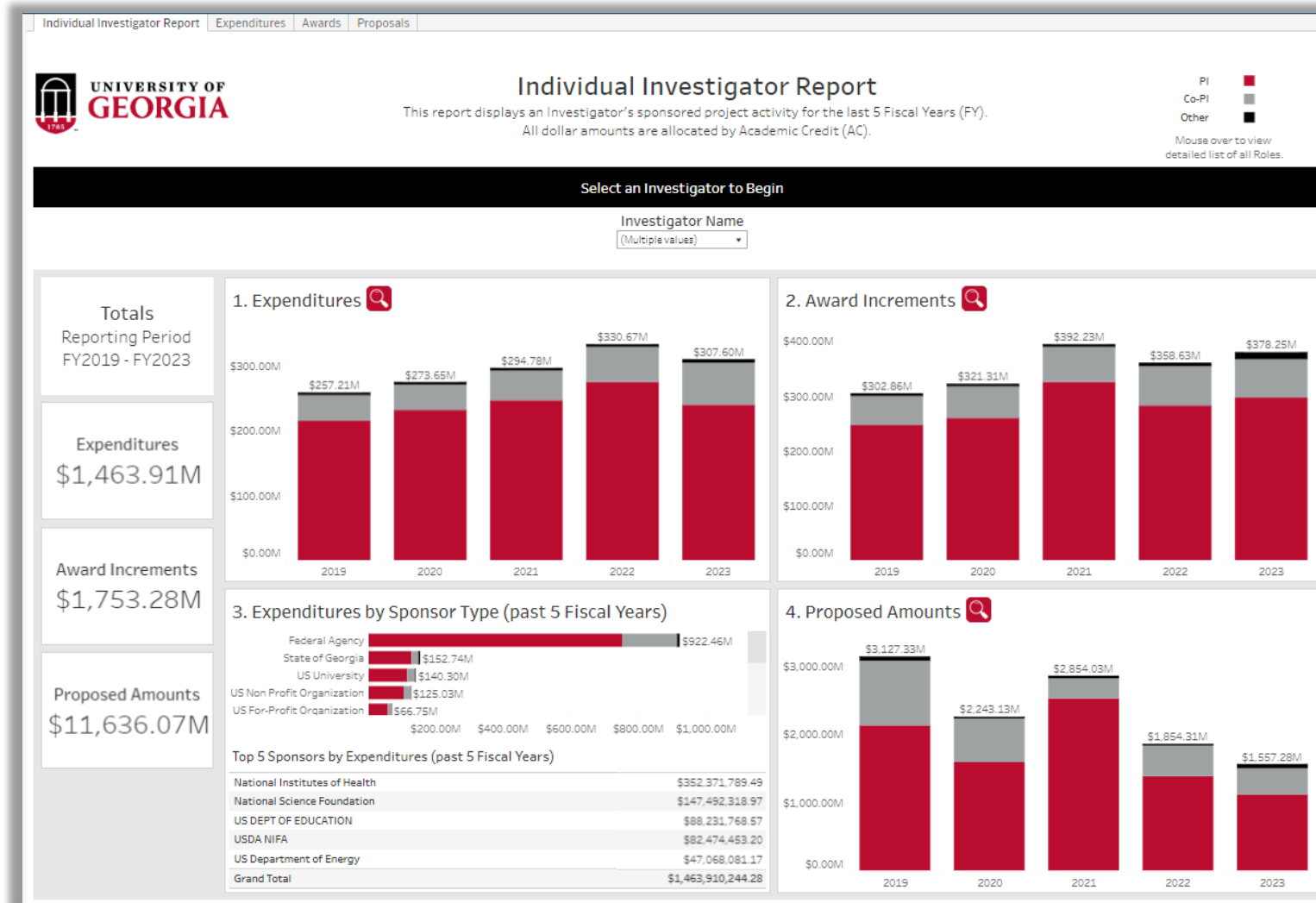
The screenshot shows the 'Operational Reports' page. At the top, there is a title 'Operational Reports' and a paragraph explaining that it is an online self-service reporting tool developed by the Office of Institutional Research, based on daily snapshots of transactional data from various University of Georgia systems. Below this is a navigation bar with six tabs: 'Financials', 'HCM/Personnel', 'Student/Course', 'Research' (which is highlighted in red), 'Facilities', and 'Access Mgmt'. To the right of the navigation bar is a search box labeled 'Search'. Below the navigation bar is a list of three report categories, each with a red circular icon containing a white plus sign to its right: 'Project Status', 'Research Enterprise Expenditures Report', and 'Individual Investigator Report'.

Individual Investigator Report

- Year-over-year trends in proposals, awards, and expenditures.
- Ability to drill down to source data.
- Displayed by academic credit.




Individual Investigator Report



Individual Investigator Report

Individual Investigator Report
Expenditures
Awards
Proposals



Individual Investigator Report

This report displays an Investigator's sponsored project activity for the selected Fiscal Years (FY).
All dollar amounts are allocated by Academic Credit (AC).

PI ■

Co-PI ■

Other ■

Mouse over to view detailed list of all Roles.

Select Filters to Begin

Investigator Name

(Multiple values)

Fiscal Year (FY)

(Multiple values)

Expenditures

FY 2019 to 2023

Expenditures reflect expenditure debit and credit amounts and are reflected within the Fiscal Year/s (FY) when the expenditures post. The values below have been allocated by Academic Credit (AC).

Role	Project Title	Sponsor Name	AC %	2019	2020	2021	2022	2023
PI	1/2- B-SNIP: Algorithmic Diagnostics for Efficient Prescription of Treatments (ADEPT)	National Institutes of Health	80				\$190,908.46	\$49,541.13
	2/2- REGIONAL GEOHEALTH HUB CENTERED IN PERU-US	EMORY UNIVERSITY	100	\$20,243.71	\$18,161.27	\$19,272.52		\$-0.41
	3-0-sulfation of heparan sulfate as a regular of protein function	National Institutes of Health	50			\$464,744.04	\$513,013.46	\$247,899.58
	3D ISLET CULTURE PROGRAM - EXPLORATORY PRELIMINARY DATA	VICAPSYS INC	100					\$-0.01
	3D MICROFLUIDIC HUMAN LIVER MODELS FOR MALARIA DRUGS	VARIOUS-NONGIFT	50	\$911,037.25	\$294,600.83	\$28,866.08	\$233,703.72	\$-0.40
	4-D molecular tracking using kilohertz framerate multi-modal microscopy	Research Corporation	100				\$22,075.99	\$32,782.27
	4-H Army Wounded Warrior Youth Camp	Kansas State University	20				\$5,504.12	\$12,382.54
	4-H Tech Changemaker Project	MISSISSIPPI STATE UNIVERSITY	100			\$2,500.00		
	4/5 CAPER: Computerized assessment of psychosis risk	National Institutes of Health	100			\$186,711.43	\$352,695.97	\$199,385.18
	5/5 - Biomarkers/Biotypes, Course of Early Psychosis and Specialty Services (BICEPS)	National Institutes of Health	60					\$110,868.81
5/5 BIPOLAR-SCHIZOPHRENIA NETWORK FOR	National Institutes of Health	70						

Report generated: 8/28/2023.
Data source: Union Exp Awd Prop | 8/23/2023 10:51:03 AM

Individual Investigator Report

COMING SOON!

1) Ability to filter by major unit and department.

UNIVERSITY OF GEORGIA

Individual Investigator Report

This report displays an Investigator's sponsored activity for the last 5 Fiscal Years.
All dollar amounts are allocated by Collaborator Contribution.

PI ■
Co-PI ■
Other ■

Select a College/Unit Select a Department Select an Investigator


College of Agricultural and Crop and Soil Sciences

1. Expenditures 2. Awarded Amounts

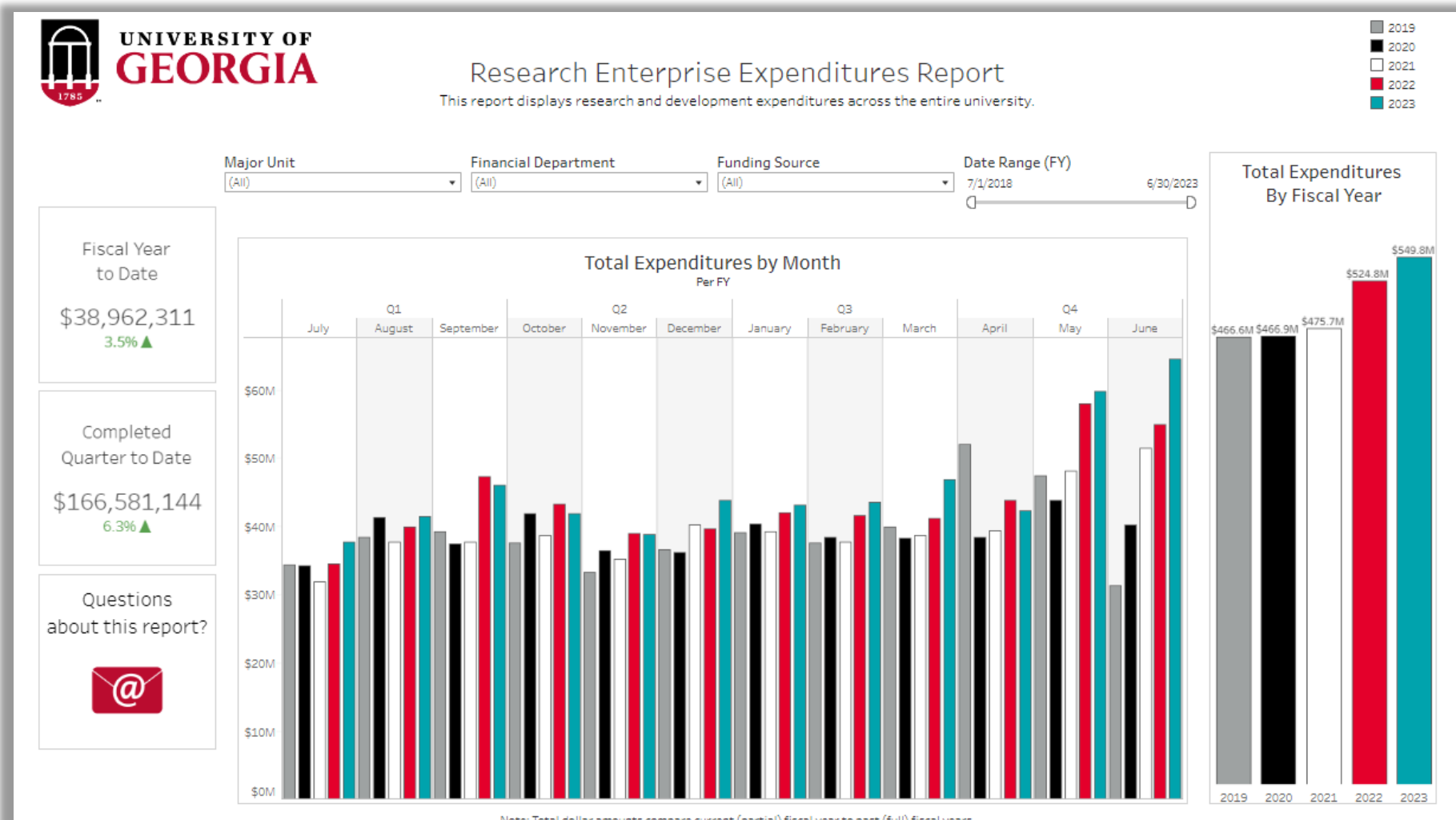
2) Ability to filter by Center & Institute Credit.

Research Enterprise Expenditures Report

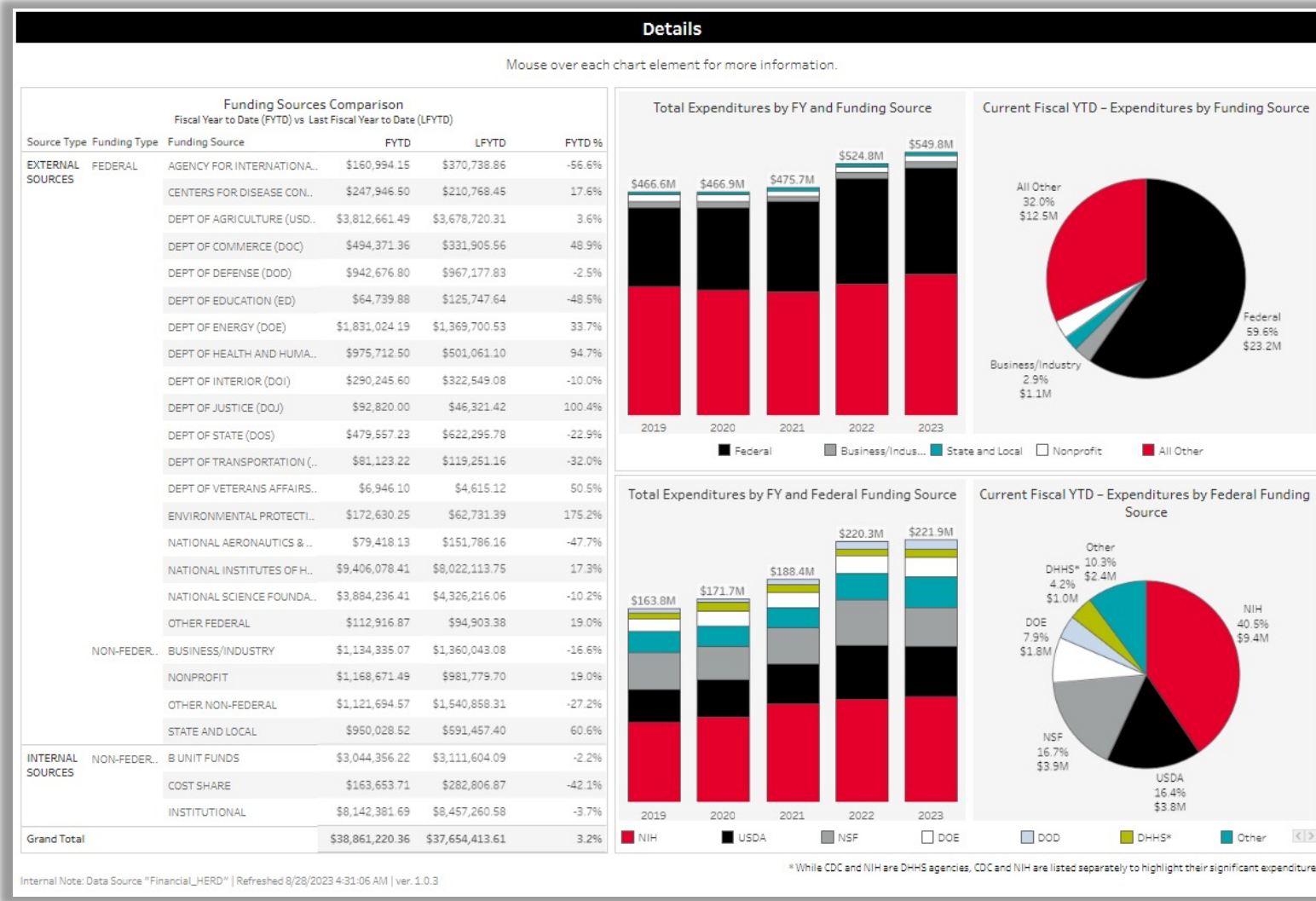
- Research expenditure trends across the University.
 - Sponsored and non-sponsored
 - Limited to "research and development"
- Filter by major unit or financial department.
- View trends by unit or sponsor.



Research Enterprise Expenditures Report

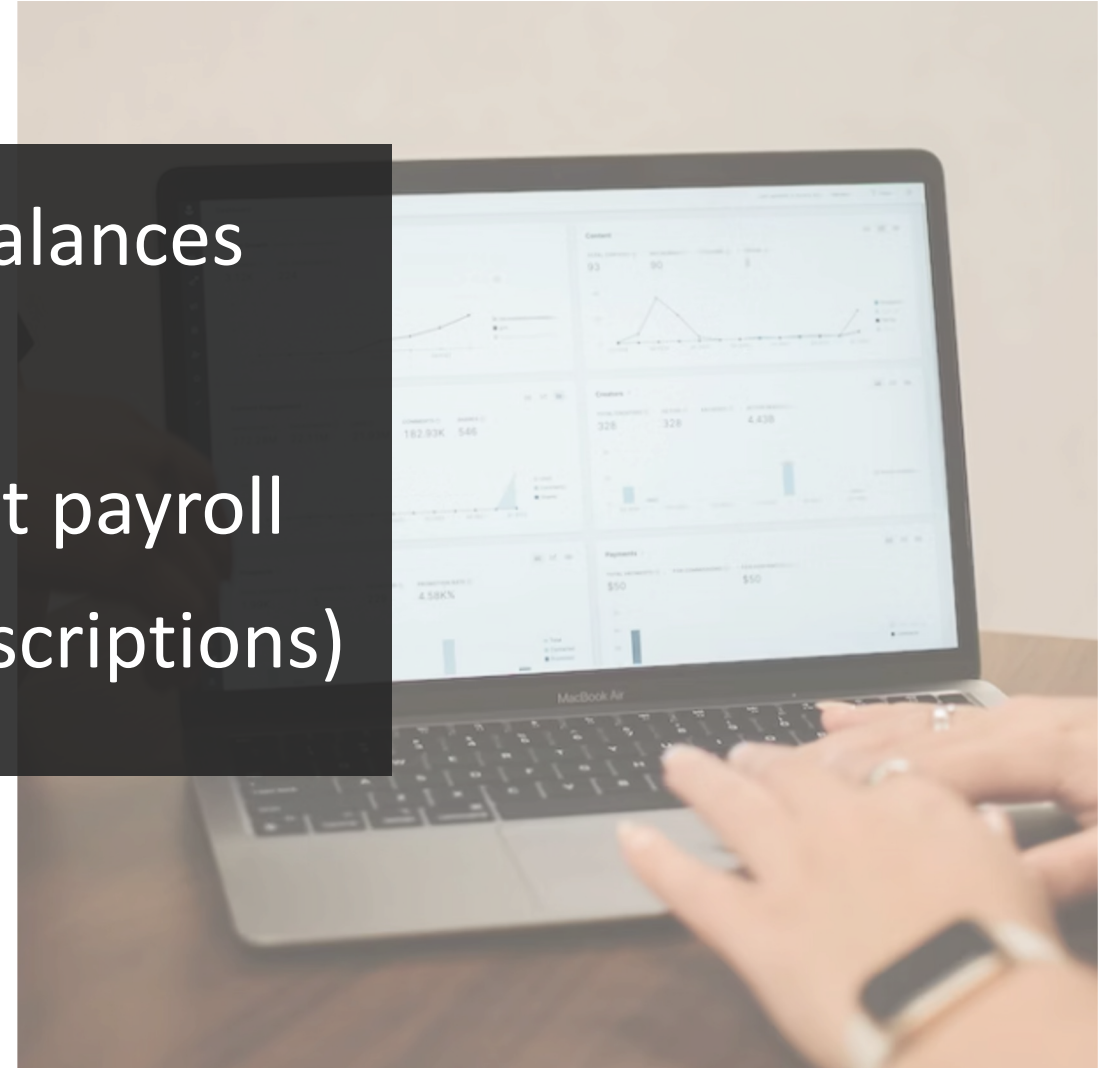


Research Enterprise Expenditures Report



Project Status Report (PSR) Lite

- Shows current available project balances
- Like a bank statement
- Show recent transactions & recent payroll
- Receive monthly statements (subscriptions)

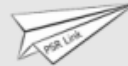


PSR Lite

PSR Lite Transaction List Payroll List

PSR Lite

Project: RCENI0001276001 - Centivax-Flu Ferret Challenge
 Date Range: 12/3/2020 - 5/31/2024
 Project Manager: [REDACTED]



PM Name [REDACTED] Project ID Desc RCENI0001276001 - Centivax-... Project Activity ID Desc A00 - Centivax-Flu Ferret Chall...



Account Summary

Proj Budget Type	Account Level 2	Budget Amount	Encumbrance Amount	Actual Amount	Balance
Sponsor Funded	Personal Services Expense	\$433,415.00	\$50,238.00	\$156,149.51	\$227,027.49
	Travel	\$3,000.00	\$0.00	\$0.00	\$3,000.00
	Op Supplies & Expenses	\$655,582.00	\$0.00	\$597,433.07	\$58,148.93
	Subtotal	\$1,091,997.00	\$50,238.00	\$753,582.58	\$288,176.42

Transactions

[Go to Full Transaction List](#)

Date	Vendor ID Name	PS Doc Descr	Actual Amount
8/18/2023	#NA	PRE - Pre-approved by Central Office - URAR July 2023 Second Billing	\$20,592.60
8/2/2023	VN0000405 - AIRGAS SOUTH INCAIRGAS USA LLC	Cyl Processing Fee	\$61.60
8/2/2023	VN0000405 - AIRGAS SOUTH INCAIRGAS USA LLC	USP Medical Grade Oxygen, Size	\$50.96
7/28/2023	VN0001453 - SIGMA ALDRICH INC	FLUBHA-994-P4, ConfigurationID	\$302.00
7/28/2023	VN0001453 - SIGMA ALDRICH INC	Transportation and Handling Ch	\$10.00
7/24/2023	VN0000002 - FISHER SCIENTIFIC CO LLC	PBS 1X W/O CA MG 6X500 6/CSPB	\$873.80
7/24/2023	VN0000002 - FISHER SCIENTIFIC CO LLC	SUPER SANI-CLOTH LG 160/PKSUP	\$206.50
7/24/2023	VN0000002 - FISHER SCIENTIFIC CO LLC	VAC PLS SST RED/GRY8.5MLC/PKRX	\$2,918.04

Payroll

[Go to Full Payroll Transaction List](#)

Date	Name Emplid BadgeNo	Encumbrance Amount	Actual Amount
7/14/2023	HUA [REDACTED]	\$0.00	\$496.02
6/30/2023	HUA [REDACTED]	\$0.00	\$1,136.65
6/30/2023	JAR [REDACTED]	\$0.00	\$5,295.01

Budget Status Report (BSR) Lite

- Shows current available non-project balances
- Like a bank statement
- Show recent transactions & recent payroll
- Receive monthly statements (subscriptions)



BSR Lite

BSR Lite | Transaction List | Payroll List

BSR Lite

Department:
 Fund: All
 FY:2024 Bud Ref:2024

Department	Fiscal Year
<input type="text"/>	2024
Fund Descr	Bud Ref
(All)	2024



Accounts Summary

Bud Ref	Fund Descr	Chartfield1	Account Level 2	Budget	Encumbrance	Actuals	Balance
2024	10000 - RI-State Appropriations	#NA	500000 - Personal Services Expense	\$490,204.91	\$429,696.05	\$54,331.42	\$6,177.44
			600000 - Travel	\$0.00	\$0.00	\$1,077.80	(\$1,077.80)
			700000 - Op Supplies & Expenses	\$5,000.00	\$0.00	\$89.00	\$4,911.00
			Total	\$495,204.91	\$429,696.05	\$55,498.22	\$10,010.64
Grand Total				\$495,204.91	\$429,696.05	\$55,498.22	\$10,010.64

Transactions

[Go to Full Transaction List](#)

Date	Vendor Name	Document ID	Document Descr	Budget	Encumbrance	Actuals
8/25/2023	#NA	BENS000001	Benefit Budget Allocation	(\$39.33)	\$0.00	\$0.00
8/25/2023	#NA	P000315501	PAY - Payroll Processing - Payroll Expense	\$0.00	\$0.00	\$9,405.25
8/25/2023	#NA	PENC315502	PAY - Payroll Processing - HR Payroll - Encumbrances	\$0.00	(\$9,220.42)	\$0.00
8/25/2023	#NA	PENCP15663	PAY - Payroll Processing - Encumbrance Projection	\$0.00	\$429,696.05	\$0.00

Payroll

[Go to Full Payroll Transaction List](#)

Date	Name Emplid BadgeNo	Encumbrance Amount	Actual Amount
8/25/2023	<input type="text"/>	\$0.00	\$91.20
8/25/2023	<input type="text"/>	\$0.00	\$78.00
8/25/2023	<input type="text"/>	\$0.00	\$3,048.67
8/25/2023	<input type="text"/>	\$0.00	\$2,808.92
8/25/2023	<input type="text"/>	\$0.00	\$3,378.46



COMING SOON

- Dept/College filters on Individual Investigator Report.
- Center & Institute Credit Reporting.
- List view with trends of all investigators in a dept.

Q & A

