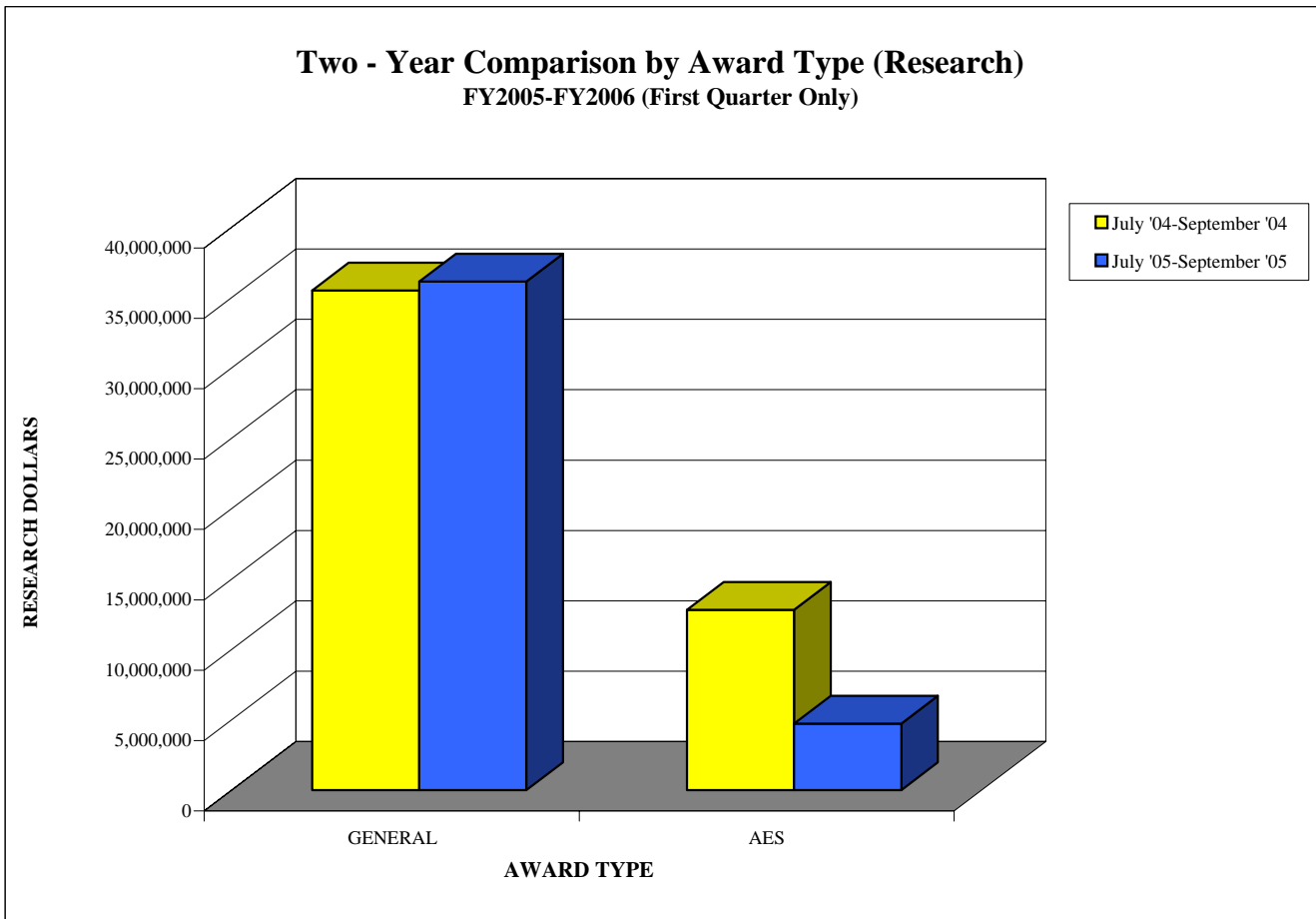


Two-Year Comparison by Award Type (Research)

FY2005-FY2006 (First Quarter Only)

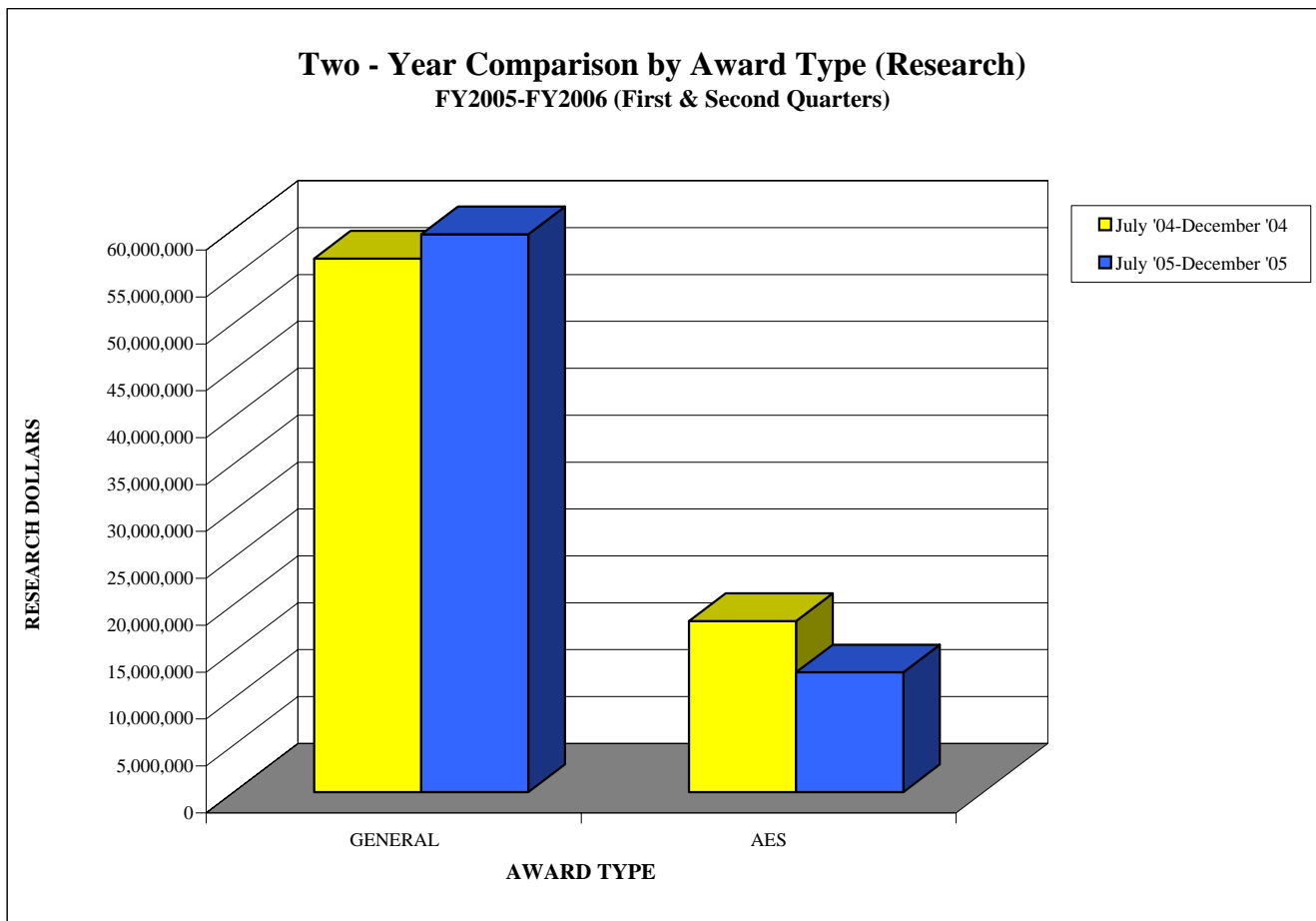
SPONSORS	July '04-September '04		July '05-September '05		Net Change (%)	
	COUNT	AMOUNT	COUNT	AMOUNT	COUNT	AMOUNT
RESEARCH						
GENERAL	345	35,505,947	344	36,141,108	-0.29	1.79
COLLEGE OF AGRIC & ENVIRON SCIENCE	202	12,816,711	142	4,714,199	-29.70	-63.22
TOTAL RESEARCH AWARDS	547	48,322,658	486	40,855,307	-11.15	-15.45



Two-Year Comparison by Award Type (Research)

FY2005-FY2006 (First & Second Quarters)

SPONSORS	July '04-December '04		July '05-December '05		Net Change (%)	
	COUNT	AMOUNT	COUNT	AMOUNT	COUNT	AMOUNT
RESEARCH						
GENERAL	516	56,883,926	563	59,461,112	9.11	4.53
COLLEGE OF AGRIC & ENVIRON SCIENCE	347	18,237,851	275	12,753,376	-20.75	-30.07
TOTAL RESEARCH AWARDS	863	75,121,777	838	72,214,488	-2.90	-3.87



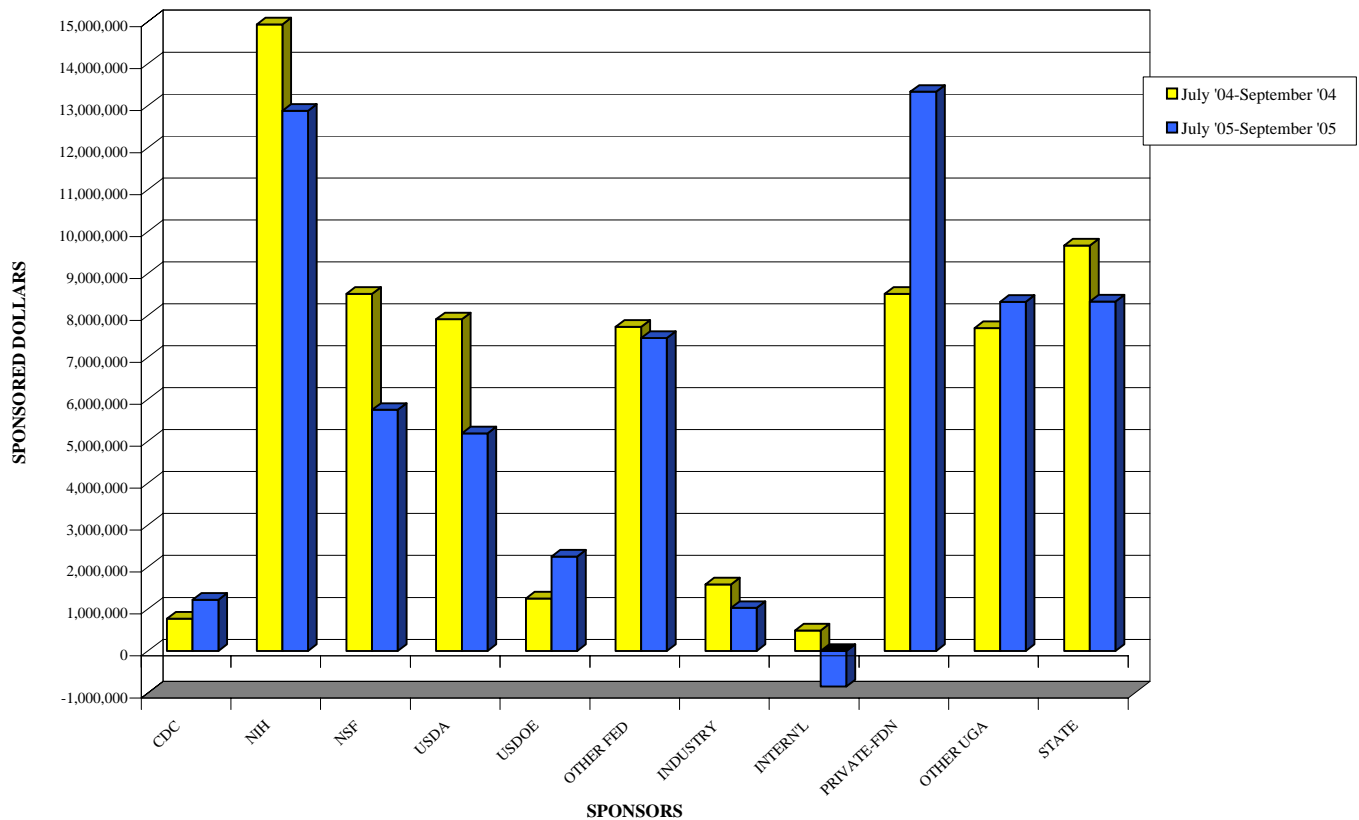
Two - Year Award Comparison by Sponsor

FY2005-FY2006 (First Quarter Only)

SPONSORS	July '04-September '04		July '05-September '05		Net Change (%)	
	COUNT	AMOUNT	COUNT	AMOUNT	COUNT	AMOUNT
FEDERAL AGENCIES						
CENTERS FOR DISEASE CONTROL	6	770,959	5	1,221,758	-16.67	58.47
NATIONAL INSTITUTES OF HEALTH	41	14,939,692	39	12,881,002	-4.88	-13.78
NATIONAL SCIENCE FOUNDATION	50	8,515,579	28	5,749,845	-44.00	-32.48
US DEPARTMENT OF AGRICULTURE	68	7,908,350	44	5,189,109	-35.29	-34.38
US DEPARTMENT OF ENERGY	9	1,249,412	13	2,249,993	44.44	80.08
OTHER FEDERAL AGENCIES	48	7,727,119	87	7,460,690	81.25	-3.45
TOTAL FEDERAL AGENCIES	222	41,111,111	216	34,752,397	-2.70	-15.47
INDUSTRIAL/CORPORATE	38	1,587,344	28	1,027,143	-26.32	-35.29
INTERNATIONAL FDN/ORG	8	490,292	5	-848,011	-37.50	-272.96
PRIVATE - FOUNDATIONS	288	8,515,532	300	13,331,677	4.17	56.56
PRIVATE - OTHER UGA RELATED	255	7,700,237	294	8,321,250	15.29	8.06
STATE AGENCIES	91	9,667,627	81	8,329,193	-10.99	-13.84
TOTAL SPONSORED AWARDS	902	69,072,143	924	64,913,649	2.44	-6.02

Two - Year Award Comparison by Sponsor

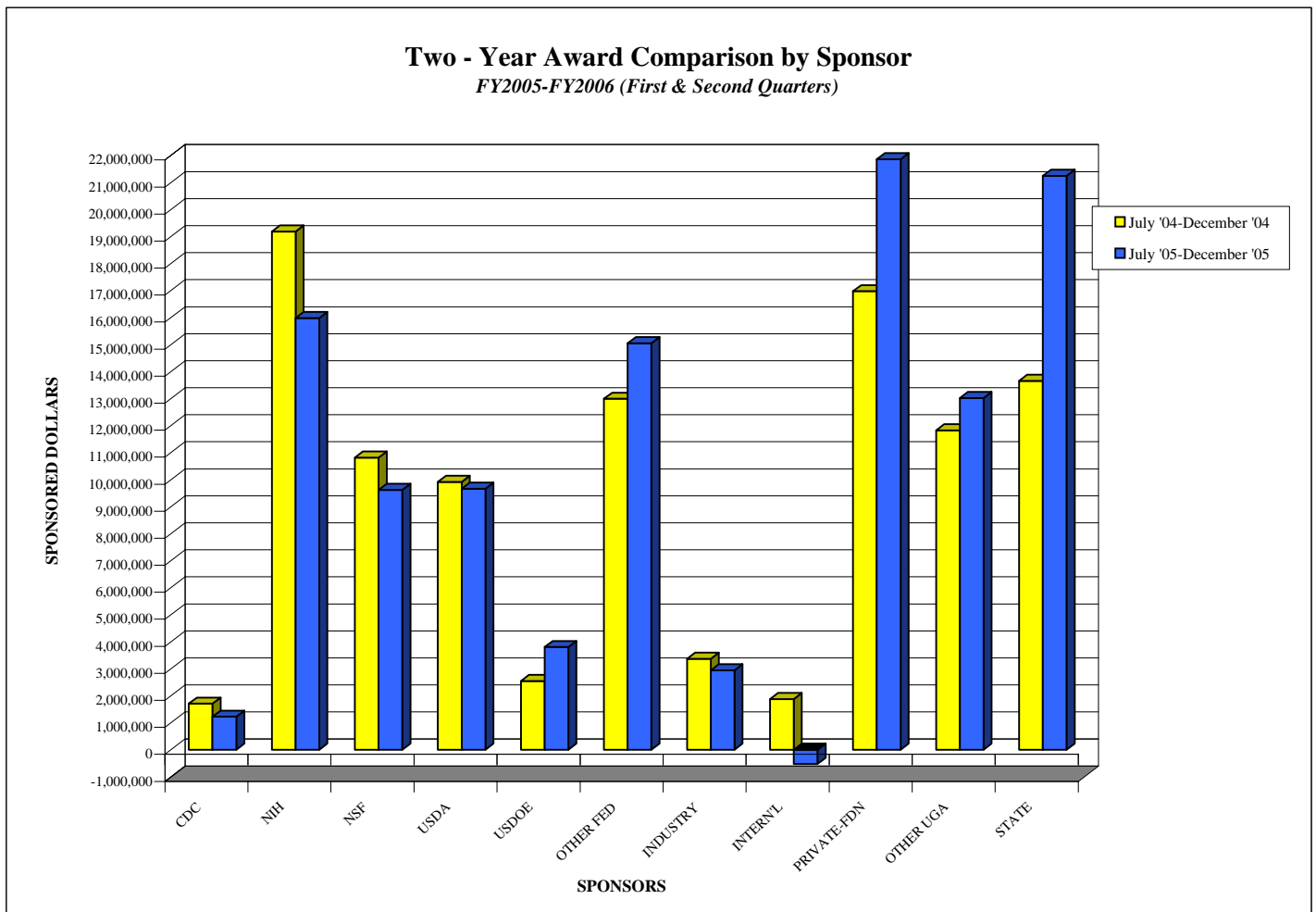
FY2005-FY2006 (First Quarter Only)



Two - Year Award Comparison by Sponsor

FY2005-FY2006 (First & Second Quarters)

SPONSORS	July '04-December '04		July '05-December '05		Net Change (%)	
	COUNT	AMOUNT	COUNT	AMOUNT	COUNT	AMOUNT
FEDERAL AGENCIES						
CENTERS FOR DISEASE CONTROL	8	1,704,480	5	1,221,758	-37.50	-28.32
NATIONAL INSTITUTES OF HEALTH	59	19,183,104	54	15,977,513	-8.47	-16.71
NATIONAL SCIENCE FOUNDATION	57	10,816,656	38	9,620,748	-33.33	-11.06
US DEPARTMENT OF AGRICULTURE	101	9,915,183	96	9,661,335	-4.95	-2.56
US DEPARTMENT OF ENERGY	14	2,544,964	20	3,800,291	42.86	49.33
OTHER FEDERAL AGENCIES	112	12,990,233	155	15,048,826	38.39	15.85
TOTAL FEDERAL AGENCIES	351	57,154,620	368	55,330,471	4.84	-3.19
INDUSTRIAL/CORPORATE	74	3,369,439	56	2,934,380	-24.32	-12.91
INTERNATIONAL FDN/ORG	14	1,873,874	11	-527,802	-21.43	-128.17
PRIVATE - FOUNDATIONS	535	16,971,407	547	21,853,497	2.24	28.77
PRIVATE - OTHER UGA RELATED	313	11,823,426	389	13,020,403	24.28	10.12
STATE AGENCIES	177	13,656,711	158	21,243,418	-10.73	55.55
TOTAL SPONSORED AWARDS	1,464	104,849,477	1,529	113,854,367	4.44	8.59



Three-Year Comparison by Major College & Department
FY2004-FY2006 (1st Quarter Only)

COLLEGE/SCHOOL/UNIT/DEPARTMENT	July '03-September '03				July '04-September '04				July '05-September '05			
	PROP CNT	PROPOSED AMOUNT	AWD CNT	FUNDED AMOUNT	PROP CNT	PROPOSED AMOUNT	AWD CNT	FUNDED AMOUNT	PROP CNT	PROPOSED AMOUNT	AWD CNT	FUNDED AMOUNT
COLL OF AGRIC & ENV SCI - AES												
AG & APPLIED ECON RSCH COLLEGE	5	754,111	4	174,000	3	79,700	4	114,700	5	49,963	1	3,192
AG & APPLIED ECON RSCH GEORGIA	1	70,000	1	70,000	0	0	0	0	1	15,540	2	50,540
ANIMAL SCIENCE RSCH COASTAL	2	23,350	5	68,850	4	25,590	4	25,590	5	74,203	4	49,203
ANIMAL SCIENCE RSCH COLLEGE	20	829,787	14	704,321	11	345,002	9	382,942	7	554,130	7	389,761
ASSIST DEAN'S OFF - GEORGIA	2	11,591	3	11,591	3	155,677	3	93,727	1	75	3	448,293
BIOLOGICAL AG ENG RSCH COASTAL	3	15,500	4	33,500	3	203,417	2	46,000	1	4,000	1	0
BIOLOGICAL AG ENG RSCH COLLEGE	13	474,808	10	232,802	13	697,792	9	383,501	4	11,784	5	-3,175
BIOLOGICAL AG ENG RSCH GEORGIA	4	336,784	2	23,000	5	262,294	4	903,561	5	218,626	3	-3,515
CENTER FOR FOOD SAFETY-GEORGIA	10	1,022,920	9	377,159	9	643,746	8	1,000,890	6	529,865	6	275,831
CROP & SOIL SCIENCES COASTAL	18	219,941	17	215,441	11	85,300	15	942,502	7	86,638	7	89,638
CROP & SOIL SCIENCES COLLEGE	9	776,147	6	364,439	12	704,085	12	281,130	8	593,267	7	413,214
CROP & SOIL SCIENCES GEORGIA	8	56,006	9	76,661	10	315,230	12	369,538	6	237,847	7	355,535
CTR APPLIED GEN TECH - COLLEGE	5	103,213	5	211,858	13	734,081	10	347,882	12	1,033,121	9	694,694
ENTOMOLOGY RESEARCH COASTAL	9	55,030	15	173,730	10	211,623	8	58,902	8	76,407	7	63,840
ENTOMOLOGY RESEARCH COLLEGE	10	1,030,852	10	445,565	8	385,342	6	420,034	10	166,375	10	189,579
ENTOMOLOGY RESEARCH GEORGIA	5	45,502	6	45,502	6	52,001	6	52,001	6	138,925	5	69,026
ENVIRONM HEALTH SCI COLLEGE	7	747,863	4	266,029	5	554,901	6	179,073	0	0	0	0
FOOD SCI & TECHNOLOGY COLLEGE	5	530,114	5	179,522	5	245,921	4	151,938	6	144,275	5	363,078
FOOD SCI & TECHNOLOGY-GEORGIA	1	12,500	5	217,739	7	623,268	8	512,303	8	284,635	3	58,935
GENERAL EXPENSE COASTAL	11	650,732	13	1,291,240	16	1,142,637	14	1,745,910	5	499,318	9	739,554
HORTICULTURE RESEARCH COASTAL	2	63,500	4	95,000	2	225,945	1	8,000	1	4,000	0	0
HORTICULTURE RESEARCH COLLEGE	5	62,444	4	33,044	8	74,526	6	38,026	6	55,559	6	55,559
HORTICULTURE RESEARCH GEORGIA	4	3,589	4	3,589	1	2,000	1	2,000	3	12,060	5	62,060
MOUNTAIN RSCH & ED CTR GEORGIA	0	0	0	0	0	0	1	31,002	1	28,579	1	28,579
OFF OF GLOBAL PROGRAMS - RSCH	1	2,500,000	1	2,500,000	2	4,924,323	1	2,500,000	1	439,048	0	0
OFFICE OF COLLEGE ADVANCEMENT	0	0	0	0	0	0	0	0	2	44,000	1	22,000
PLANT PATHOLOGY RESEARCH	5	1,150,931	8	603,940	8	719,750	9	1,453,744	8	290,390	7	174,326
PLANT PATHOLOGY RESRCH GEORGIA	7	97,213	6	34,608	11	93,568	12	122,703	9	80,352	11	89,352
PLANT PATHOLOGY RSCH COASTAL	15	357,421	17	154,875	12	88,639	9	53,639	4	41,000	5	50,500
POULTRY SCIENCE RSCH COLLEGE	6	139,082	4	32,959	11	114,695	8	27,556	5	11,600	6	11,600
SOUTHEAST RSCH&ED CTR COASTAL	1	7,500	1	7,500	0	0	0	0	0	0	0	0
SOUTHWEST RSCH&ED CTR COASTAL	0	0	0	0	0	0	1	7,500	0	0	0	0
TIFTON - INSTRUCTION	0	0	0	0	0	0	1	45,511	1	75,520	0	0
	194	12,148,431	196	8,648,464	209	13,711,053	194	12,301,805	152	5,801,102	143	4,741,199
COLL OF AGRIC & ENV SCI - GEN												
AG. LEAD, EDUC & COMM	0	0	0	0	1	30,000	0	0	0	0	0	0
AGRICULTURAL & APPLIED ECONOM	1	45,271	0	0	0	0	0	0	0	0	0	0
ANIMAL AND DAIRY SCIENCE	0	0	1	0	0	0	0	0	0	0	0	0

Three-Year Comparison by Major College & Department
FY2004-FY2006 (1st Quarter Only)

COLLEGE/SCHOOL/UNIT/DEPARTMENT	July '03-September '03				July '04-September '04				July '05-September '05			
	PROP CNT	PROPOSED AMOUNT	AWD CNT	FUNDED AMOUNT	PROP CNT	PROPOSED AMOUNT	AWD CNT	FUNDED AMOUNT	PROP CNT	PROPOSED AMOUNT	AWD CNT	FUNDED AMOUNT
ASSOC DEAN'S OFF ACADEMIC AFFAI	0	0	0	0	0	0	0	0	1	474,287	2	559,287
BIOLOGICAL AGRICUL ENGINEERING	2	191,052	1	4,078	4	64,295	2	2,961	4	11,056	4	11,056
CROP & SOIL SCIENCES	1	166	1	166	2	333	2	333	2	486,723	1	168
ENTOMOLOGY	0	0	1	-1,000	2	9,500	2	9,500	3	278,200	2	6,000
ENVIRONMENTAL HEALTH SCI	2	78,423	1	7,351	1	14,038	1	14,038	5	73,448	4	52,589
EXTENSION FAMILY & CONSUMER SC	6	2,424,880	3	63,805	5	585,471	6	1,851,300	4	60,000	5	1,078,380
FOOD SCIENCE & TECHNOLOGY	0	0	0	0	1	4,744	1	4,744	0	0	1	276,000
HORTICULTURE	0	0	0	0	0	0	0	0	1	47,868	0	0
OFF OF GLOBAL PROGRAMS - INST	2	55,646	2	55,646	2	158,508	2	106,189	2	77,117	2	77,117
POULTRY SCIENCE	0	0	0	0	1	384,205	0	0	1	2,278,894	0	0
	14	2,795,438	10	130,046	19	1,251,094	16	1,989,065	23	3,787,593	21	2,060,597
COLL OF JOURNALISM & MASS COMM												
COLL OF JOURNALISM & MASS COMM	13	606,071	13	606,071	12	513,204	10	412,973	16	1,469,861	18	1,527,596
NEW MEDIA INSTITUTE	0	0	0	0	4	80,000	4	80,000	0	0	0	0
	13	606,071	13	606,071	16	593,204	14	492,973	16	1,469,861	18	1,527,596
COLLEGE OF ARTS & SCIENCES												
ANTHROPOLOGY	10	186,413	9	79,218	6	78,368	4	41,657	11	239,996	6	65,972
ART	3	164,166	2	54,266	3	62,739	3	62,740	4	56,078	5	56,078
ARTS & SC-SPECIAL PROGRAMS	0	0	2	173,763	1	99,013	3	312,919	1	99,840	1	99,840
ARTS & SCIENCES - DEAN'S OFFICE	1	1,000	1	1,000	4	55,510	4	55,510	3	46,522	3	46,522
BIOCHEMISTRY & MOLECULAR BIOL	29	7,248,338	14	5,424,362	27	7,182,335	21	6,139,987	22	5,617,190	13	4,081,380
BIOLOGICAL SCIENCES	0	0	0	0	0	0	0	0	1	1	1	1
CELLULAR BIOLOGY	4	937,092	2	83,033	6	1,346,598	3	390,057	13	2,414,473	6	278,043
CHEMISTRY	10	816,407	8	629,287	14	1,180,827	12	583,767	10	964,641	8	633,845
COMPUTER SCIENCE	4	547,700	3	62,000	8	982,552	2	214,152	4	343,401	2	132,000
CTR FOR COMP QUANTUM CHEMISTRY	3	139,816	3	225,844	2	256,128	2	194,816	2	172,466	1	114,816
CTR FOR REMOTE SENSE & MAP SCI	0	0	0	0	4	207,638	2	188,000	4	1,065,063	1	0
DANCE	1	7,500	0	0	1	1,863	1	1,863	1	3,594	1	3,595
DRAMA AND THEATRE	2	164,879	2	164,879	0	0	0	0	2	215,244	1	10,000
ENGLISH	6	150,756	6	150,756	10	681,724	8	164,222	9	205,490	6	139,888
GENETICS	15	1,357,330	12	1,158,649	9	1,782,222	8	1,885,497	10	946,563	8	792,404
GEOGRAPHY	1	30,243	3	62,337	4	121,846	7	175,719	6	388,939	4	80,236
GEOLOGY	5	184,478	3	59,853	2	92,648	0	0	2	39,619	1	13,000
HISTORY	6	83,015	6	83,015	6	68,571	7	73,572	6	92,601	6	92,600
LINGUISTICS	0	0	0	0	2	17,768	0	0	0	0	0	0
MATHEMATICS	4	129,534	6	298,595	6	946,628	6	769,665	6	220,939	3	22,330
MICROBIOLOGY	15	1,747,259	10	816,759	8	1,620,358	6	520,796	8	954,000	8	729,770
MUSEUM OF NATURAL HISTORY	0	0	1	2,500	3	3	3	30,500	2	4,667	2	4,666

Three-Year Comparison by Major College & Department
FY2004-FY2006 (1st Quarter Only)

COLLEGE/SCHOOL/UNIT/DEPARTMENT	July '03-September '03				July '04-September '04				July '05-September '05			
	PROP CNT	PROPOSED AMOUNT	AWD CNT	FUNDED AMOUNT	PROP CNT	PROPOSED AMOUNT	AWD CNT	FUNDED AMOUNT	PROP CNT	PROPOSED AMOUNT	AWD CNT	FUNDED AMOUNT
MUSIC	2	19,800	4	24,800	3	20,434	4	27,324	8	119,915	8	98,561
PHILOSOPHY	1	10,847	1	10,847	0	0	0	0	0	0	0	0
PHYSICS AND ASTRONOMY	11	1,207,423	8	1,376,795	8	865,946	8	379,026	3	136,926	2	76,268
PLANT BIOLOGY	15	4,252,621	11	3,448,382	12	2,401,931	11	2,482,539	14	1,901,474	13	2,728,068
PSYCHOLOGY	8	655,476	7	196,684	6	241,290	4	147,414	8	311,927	6	203,374
RELIGION	1	2,500	1	2,500	1	1	0	0	1	2,500	2	3,900
SCHOOL OF MARINE PROGRAMS	20	1,824,430	9	521,700	25	2,240,642	12	880,729	12	1,390,510	5	801,373
SOCIOLOGY	2	56,060	1	21,060	0	0	0	0	1	10,022	1	0
SPEECH COMMUNICATION	1	1	1	228,060	0	0	1	33,708	3	80,030	2	55,019
STATISTICS	3	168,440	3	116,273	2	126,438	1	21,040	3	283,757	1	-5,944
	183	22,093,524	139	15,477,217	183	22,682,021	143	15,777,219	180	18,328,388	127	11,357,605
COLLEGE OF EDUCATION												
COMM SCI & SPECIAL ED	13	1,712,660	11	2,701,384	9	1,548,470	7	823,599	5	1,583,258	4	621,505
COUNSELING & HUMAN DEVEL	0	0	0	0	0	0	0	0	8	25,917	9	150,848
ED PSYCHOLOGY & INST TECH	0	0	0	0	0	0	0	0	7	741,001	4	413,614
EDUCATION - DEAN'S OFFICE	12	3,911,175	5	-258,079	19	6,637,133	11	3,985,049	13	4,815,699	13	3,805,116
ELEMENTARY & SOCIAL STUDIES	0	0	0	0	0	0	0	0	4	12,308	4	12,308
KINESIOLOGY	18	882,361	18	760,025	18	1,394,682	14	752,641	12	533,605	13	1,205,271
LANGUAGE & LITERACY ED	3	213,988	3	154,204	3	147,706	5	517,546	0	0	0	-14
LIFELONG ED, ADMIN & POLICY	0	0	0	0	0	0	0	0	1	5,000	0	0
MATHEMATICS & SCIENCE ED	0	0	0	0	0	0	0	0	2	235,200	1	86,079
WKFORCE LEADERSHIP & SOC FND	2	449,070	1	250,475	5	510,340	1	472,760	4	579,324	2	231,687
	48	7,169,254	38	3,608,009	54	10,238,331	38	6,551,595	56	8,531,312	50	6,526,414
COLLEGE OF ENVIRONMENT & DESIGN												
COLLEGE ENVIRONMENT & DESIGN	0	0	0	0	1	16,960	1	16,960	0	0	0	0
INSTITUTE OF ECOLOGY	2	416,833	0	0	16	4,257,037	16	615,990	10	1,404,549	6	114,744
SCHOOL OF ENVIRONMENTAL DESIGN	11	779,476	9	178,922	5	440,103	2	413,015	1	90,000	2	90,000
	13	1,196,309	9	178,922	22	4,714,100	19	1,045,965	11	1,494,549	8	204,744
COLLEGE OF FAMILY & CONSUM SCI												
CHILD & FAMILY DEVELOPMENT	6	665,629	7	559,287	7	243,698	7	850,931	6	1,297,513	6	4,483
COLLEGE OF FAMILY & CONSUM SCI	2	65,000	4	264,971	1	15,297	1	15,296	3	23,102	4	198,091
FOOD & NUTRITION	11	2,681,722	2	27,000	6	643,466	8	107,878	8	287,789	7	82,870
HOUSING & CONSUMER ECONOMICS	4	74,926	3	55,870	3	31,284	4	97,943	1	5,000	3	36,965
INST ON HUMAN DEV & DISABILITY	5	386,641	5	539,216	5	1,151,608	4	174,893	4	771,982	4	531,312
TEXTILES-MERCHANDISE-INTERIORS	3	93,250	2	17,000	2	52,930	2	105,800	1	34,859	2	34,859
	31	3,967,168	23	1,463,344	24	2,138,283	26	1,352,741	23	2,420,245	26	888,580

Three-Year Comparison by Major College & Department
FY2004-FY2006 (1st Quarter Only)

COLLEGE/SCHOOL/UNIT/DEPARTMENT	July '03-September '03				July '04-September '04				July '05-September '05			
	PROP CNT	PROPOSED AMOUNT	AWD CNT	FUNDED AMOUNT	PROP CNT	PROPOSED AMOUNT	AWD CNT	FUNDED AMOUNT	PROP CNT	PROPOSED AMOUNT	AWD CNT	FUNDED AMOUNT
COLLEGE OF PHARMACY												
CLINICAL AND ADMIN PHARMACY	3	74,657	4	150,084	7	944,328	5	3,383	4	197,129	5	494,941
COLLEGE OF PHARMACY	5	91,200	5	91,200	7	172,630	7	172,630	7	527,372	6	217,257
PHARMACEUTICAL & BIOMED SCIENC	12	1,237,819	12	1,548,282	12	947,623	13	797,143	12	1,059,318	8	188,467
	20	1,403,676	21	1,789,566	26	2,064,581	25	973,156	23	1,783,819	19	900,665
COLLEGE OF PUBLIC HEALTH												
GERONTOLOGY	0	0	3	8,000	3	1,695,551	0	0	1	96,855	3	1,646,709
HEALTH PROMOTION & BEHAVIOR	0	0	0	0	1	8,191	0	0	5	1,798,621	6	2,415,211
	0	0	3	8,000	4	1,703,742	0	0	6	1,895,476	9	4,061,920
COLLEGE OF VETERINARY MEDICINE												
ANATOMY AND RADIOLOGY	0	0	0	0	0	0	1	44,950	0	0	2	311,322
ATHENS DIAGNOSTIC LAB	0	0	0	-68,873	1	96,000	1	96,000	0	0	0	0
DIAGNOSTIC LABS STAFF BENEFITS	0	0	0	0	0	0	0	0	0	0	2	1
INFECTIOUS DISEASES	4	597,201	3	476,445	14	2,165,342	2	17,577	13	3,102,664	5	601,216
LARGE ANIMAL MEDICINE	5	160,888	8	740,896	6	266,825	5	417,819	5	72,501	6	219,581
PARASITOLOGY	0	0	1	0	0	0	0	0	0	0	0	0
PATHOLOGY	8	624,268	3	195,690	7	473,967	5	300,112	7	539,802	3	8,551
PHYSIOLOGY AND PHARMACOLOGY	6	610,917	7	626,740	6	246,749	7	674,046	5	276,938	6	626,538
POPULATION HEALTH	8	260,357	6	62,824	11	143,172	9	45,916	6	161,083	8	1,410,758
SMALL ANIMAL MEDICINE	7	219,745	4	45,759	6	32,519	6	140,650	8	484,379	6	261,988
TIFTON DIAGNOSTIC LAB	1	55,402	1	-11,101	0	0	1	50,085	0	0	1	0
VET MED ANIMAL RESOURCES	0	0	0	0	0	0	0	0	1	0	1	0
VETERINARY MEDICINE-DEAN'S OFF	13	484,143	13	484,143	19	531,712	20	924,344	23	788,271	24	1,093,216
WILDLIFE DISEASE STUDY	4	352,326	5	468,451	8	847,567	3	384,992	5	620,307	3	492,523
	56	3,365,247	51	3,020,974	78	4,803,853	60	3,096,491	73	6,045,945	67	5,025,694
COOPERATIVE EXTENSION SERVICE												
AG & APPLIED ECONOMICS-CES	2	17,500	1	15,000	0	0	0	0	2	3,623	2	1,000
AGRI LEAD EDUC & COMM	1	11,000	0	0	0	0	0	0	0	0	0	0
ANIMAL SCIENCE - CES	2	13,213	3	5,836	1	750	1	750	1	1,000	1	1,000
ASSISTANT DEAN/GRIFFIN CAMPUS	0	0	0	0	1	11,574	1	11,574	1	33,828	1	33,828
ASSOC DEAN FOR EXTENSION	3	176,547	3	88,497	9	367,913	9	418,143	3	295,835	5	288,500
BIOLOGICAL AG ENG-CES	3	434,400	6	55,300	7	568,776	2	51,045	4	56,300	4	86,739
CAES BUSINESS OFFICE-CES	0	0	1	20,000	0	0	1	20,000	0	0	0	0
CAES HUMAN RESOURCES DEPT	2	2	0	0	0	0	0	0	0	0	0	0
CONTINUING EDUCATION - CES	2	35,000	2	35,000	1	17,500	1	17,500	2	17,500	2	17,500
CROP AND SOIL SCIENCES-CES	14	80,010	16	146,110	12	162,200	14	172,370	11	118,826	9	140,187
ENTOMOLOGY-CES	14	213,623	15	463,508	17	335,258	11	52,887	13	97,312	8	128,822

Three-Year Comparison by Major College & Department
FY2004-FY2006 (1st Quarter Only)

COLLEGE/SCHOOL/UNIT/DEPARTMENT	July '03-September '03				July '04-September '04				July '05-September '05			
	PROP CNT	PROPOSED AMOUNT	AWD CNT	FUNDED AMOUNT	PROP CNT	PROPOSED AMOUNT	AWD CNT	FUNDED AMOUNT	PROP CNT	PROPOSED AMOUNT	AWD CNT	FUNDED AMOUNT
EXT FAMILY & CONSUMER SCI	0	0	2	415,287	0	0	0	0	0	0	0	0
FOOD SCI & TECHNOLOGY-CES	3	133,650	0	0	0	0	0	0	0	0	0	0
HORTICULTURE-CES	2	7,100	2	7,100	3	19,604	2	4,600	0	0	2	6,000
NORTHEAST DISTRICT - CES	4	51,130	11	723,552	4	41,068	4	41,068	4	49,764	5	49,764
NORTHWEST DISTRICT - CES	5	57,620	12	356,475	6	81,385	14	273,409	17	403,347	16	402,067
OFFICE OF INFORM TECHNOLOGY	2	77,329	2	11,000	2	41,950	1	5,950	0	0	0	0
PESTICIDE & HAZARDOUS WASTE LB	2	195,930	1	11,000	0	0	0	0	1	21,600	1	21,600
PLANT PATHOLOGY-CES	9	87,050	14	62,300	5	40,500	4	18,500	5	127,900	7	140,625
POULTRY SCIENCE-CES	1	18,150	0	0	3	71,030	1	30,000	2	8,750	3	33,720
SOIL, PLANT & WATER LAB	2	78,100	0	0	0	0	0	0	0	0	0	0
SOUTHEAST DISTRICT - CES	5	22,238	8	256,652	6	154,258	7	169,551	3	31,839	3	31,839
SOUTHWEST DISTRICT - CES	0	0	4	306,313	3	109,104	3	109,104	3	126,024	3	126,024
WEST DISTRICT - CES	4	44,474	6	472,725	0	0	0	0	0	0	1	0
4-H AND YOUTH-CES	0	0	0	0	0	0	0	0	4	359,262	3	304,215
	82	1,754,066	109	3,451,655	80	2,022,870	76	1,396,451	76	1,752,710	76	1,813,430
OFFICE OF THE PRESIDENT												
PRESIDENTS OFFICE	2	2,000	1	1,000	0	0	0	0	0	0	0	0
	2	2,000	1	1,000	0	0	0	0	0	0	0	0
SCH OF PUBLIC & INTL AFFAIRS												
CNTR FOR INTERNTL TRADE & SEC	0	0	0	0	6	957,938	8	1,239,250	15	1,005,270	14	585,414
GLOBIS CENTER	0	0	0	0	0	0	0	0	1	5,000	1	5,000
INTERNATIONAL AFFAIRS - SPIA	9	130,319	9	84,628	7	129,317	7	95,714	0	0	0	-222
POLITICAL SCIENCE	0	0	1	115,632	3	124,203	2	71,453	1	98,461	0	0
PUBLIC ADMIN & POLICY	3	42,000	3	42,000	3	6,806,020	2	24,000	5	196,421	2	26,045
SCH PUBLIC & INTRNTL AFFAIRS	0	0	0	0	2	816	2	816	2	6,144	2	6,144
	12	172,319	13	242,260	21	8,018,294	21	1,431,233	24	1,311,296	19	622,381
SCHOOL OF FOREST RESOURCES												
FOREST RES/AQUACULTURE-CES	3	5,000	3	122,853	0	0	0	0	0	0	0	0
FORESTRY COOPERATIVE EXT SRVC	0	0	0	0	0	0	0	0	3	105,500	1	15,000
FORESTRY RESEARCH	7	656,902	8	589,491	5	153,500	5	106,200	23	1,024,994	10	430,883
FORESTRY RESEARCH COLLEGE	16	707,204	15	603,129	9	563,419	9	560,417	0	0	0	0
SCHOOL OF FOREST RESOURCES	30	2,643,022	26	1,006,835	34	1,466,646	27	874,653	44	1,742,560	49	1,946,314
	56	4,012,128	52	2,322,308	48	2,183,565	41	1,541,270	70	2,873,054	60	2,392,197
SCHOOL OF LAW												
LAW SCHOOL LIBRARY	3	19,000	3	19,000	3	-558	3	-558	3	5,500	3	5,500
SCHOOL OF LAW	19	888,540	21	2,062,952	19	486,560	22	1,579,334	20	726,782	20	726,783

Three-Year Comparison by Major College & Department
FY2004-FY2006 (1st Quarter Only)

COLLEGE/SCHOOL/UNIT/DEPARTMENT	July '03-September '03				July '04-September '04				July '05-September '05			
	PROP CNT	PROPOSED AMOUNT	AWD CNT	FUNDED AMOUNT	PROP CNT	PROPOSED AMOUNT	AWD CNT	FUNDED AMOUNT	PROP CNT	PROPOSED AMOUNT	AWD CNT	FUNDED AMOUNT
	22	907,540	24	2,081,952	22	486,002	25	1,578,776	23	732,282	23	732,283
SCHOOL OF SOCIAL WORK												
SCHOOL OF SOCIAL WORK	6	506,098	10	2,392,544	2	179,191	4	1,944,616	4	158,998	5	1,790,122
	6	506,098	10	2,392,544	2	179,191	4	1,944,616	4	158,998	5	1,790,122
SR VP ACADEMIC AFFAIRS UNITS												
EITS SPECIAL SYSTEMS SUPPORT	0	0	0	0	1	438,581	0	0	0	0	0	-1,009,599
ENGINEERING	5	346,038	0	0	6	1,069,669	1	61,788	6	165,960	5	191,279
GEORGIA MUSEUM OF ART	4	184,541	5	192,541	8	366,898	7	237,452	11	1,331,193	11	254,392
GRADUATE SCHOOL	1	392,000	1	392,000	2	230,000	1	30,000	3	352,424	2	108,424
HONORS PROGRAM	5	49,266	4	44,266	1	17,935	1	17,935	4	37,385	3	12,385
LIBRARIES-BOOKS	6	123,988	7	123,988	8	51,956	8	51,954	9	236,383	9	236,382
LIBRARIES-GENERAL OPERATIONS	1	4	1	4	2	325,000	1	13,729	3	58,959	4	58,959
OFFICE INT'L AFFAIRS/EDUCATION	1	15,000	0	0	2	29,750	3	39,750	3	28,968	3	28,968
SR VP OFFICE ACADEMIC AFFAIRS	0	0	0	0	1	0	1	0	1	15,000	1	15,000
UNIVERSITY PRESS	0	0	1	0	0	0	0	0	1	14,250	0	0
	23	1,110,837	19	752,799	31	2,529,789	23	452,608	41	2,240,522	38	-103,810
SR VP FOR EXTERNAL AFF UNITS												
CAREER CENTER	2	19,300	2	19,300	5	26,347	5	26,347	2	50,913	2	50,913
PUBLIC AFFAIRS	0	0	0	0	3	12,126	3	12,126	4	38,327	4	38,327
SR VP FOR EXTERNAL AFFAIRS	0	0	0	0	0	0	0	0	1	500,000	1	500,000
	2	19,300	2	19,300	8	38,473	8	38,473	7	589,240	7	589,240
SR VP FOR FINANCE & ADMIN												
ENVIRONMENTAL SAFETY DIVISION	0	0	0	0	2	106,728	0	0	0	0	0	0
FACILITIES PLANNING OFFICE	3	358,475	3	358,475	0	0	0	0	2	1,678,381	2	1,678,381
PAYROLL DEPARTMENT	0	0	0	0	0	0	0	0	1	0	0	0
	3	358,475	3	358,475	2	106,728	0	0	3	1,678,381	2	1,678,381
TERRY COLLEGE OF BUSINESS												
BANKING AND FINANCE	0	0	1	189,911	0	0	0	0	2	10,770	3	10,770
ECONOMICS	3	91,591	3	91,591	7	81,395	6	86,999	6	89,368	6	89,370
INS/LEGAL STUD & REAL ESTATE	1	38,029	2	50,629	0	0	0	0	3	51,633	3	51,633
J M TULL SCH OF ACCOUNTING	5	234,064	5	234,064	4	200,174	4	200,173	4	162,778	4	162,779
MANAGEMENT	4	75,962	4	75,962	4	79,187	4	79,186	4	54,246	4	54,246
MANAGEMENT INFORMATION SYSTEMS	0	0	0	0	1	4,205	1	4,205	1	4,035	1	4,035
MARKETING AND DISTRIBUTION	2	306,988	2	306,988	1	106,551	1	106,551	1	204,825	1	204,824
SIMON S SELIG JR CTR ECON GROW	1	90,000	1	90,000	2	72,953	2	72,953	2	63,017	1	48,018

Three-Year Comparison by Major College & Department
FY2004-FY2006 (1st Quarter Only)

COLLEGE/SCHOOL/UNIT/DEPARTMENT	July '03-September '03				July '04-September '04				July '05-September '05			
	PROP CNT	PROPOSED AMOUNT	AWD CNT	FUNDED AMOUNT	PROP CNT	PROPOSED AMOUNT	AWD CNT	FUNDED AMOUNT	PROP CNT	PROPOSED AMOUNT	AWD CNT	FUNDED AMOUNT
TERRY COLLEGE - DEAN'S OFFICE	25	1,387,644	26	1,417,643	24	1,182,961	23	1,158,007	27	1,030,610	26	846,541
	41	2,224,278	44	2,456,788	43	1,727,426	41	1,708,074	50	1,671,282	49	1,472,216
VP FOR INSTRUCTION UNITS												
DIV OF ACADEMIC ENHANCEMENT	4	1,178,954	4	1,458,449	0	0	0	0	2	645,941	3	1,093,807
INSTITUTE OF HIGHER EDUCATION	1	302,707	0	0	0	0	1	321,500	3	264,784	2	22,500
	5	1,481,661	4	1,458,449	0	0	1	321,500	5	910,725	5	1,116,307
VP FOR PUBSV & OUTREACH UNITS												
BOTANICAL GARDEN	7	126,034	7	76,034	9	110,633	10	160,133	7	126,999	6	107,110
CARL VINSON INSTITUTE OF GOVT	30	3,912,613	28	1,575,946	23	1,827,121	18	1,104,440	19	1,631,056	21	2,426,073
CONT ED: LEARNING SERVICES	9	284,504	9	544,699	3	143,690	1	75	2	324,105	1	-25,312
DISTANCE LEARNING	4	56,677	3	12,613	2	10,188	2	10,188	0	0	0	0
FANNING INST FOR LEADERSHIP	2	11,001	1	11,000	1	12,375	1	12,375	0	0	0	0
FANNING INSTITUTE	0	0	0	0	0	0	0	0	3	669,500	3	669,500
INTL PUBLIC SERVICE & OUTREACH	0	0	1	0	0	0	0	0	0	0	0	0
MARINE EXTENSION SERVICE	7	431,640	8	3,517,020	4	123,014	4	12,300	6	440,754	3	73,821
OFC OF INFO TECH OUTREACH SERV	3	403,146	1	369,522	2	476,552	5	906,583	0	0	0	0
OFFICE OF ACAD SPECIAL PROGRAM	4	27,000	3	7,500	1	5,200	1	5,200	1	10,400	1	10,400
SMALL BUSINESS DEVELOPMENT CTR	34	2,327,875	34	29,789	3	2,275,364	3	96,590	22	14,432	35	24,411
VPPSO & ASSOCIATE PROVOST	0	0	1	0	1	48,272	1	48,272	2	506,000	0	0
	100	7,580,490	96	6,144,123	49	5,032,409	46	2,356,156	62	3,723,246	70	3,286,003
VP FOR RESEARCH UNITS												
BIOMED & HEALTH SCI INSTITUTE	3	140,652	3	89,395	11	6,416,257	6	189,214	8	571,713	6	-12,466
CANCER CENTER OF EXCELLENCE	0	0	0	0	2	97,250	2	97,250	3	154,025	2	140,400
COMPLEX CARBOHYDRATE CENTER	18	1,344,294	21	4,120,840	19	3,475,559	16	2,821,434	24	3,271,815	16	3,643,722
CTR APPLIED GEN TECH - RI	11	2,775,333	8	2,019,105	9	1,481,381	3	837,381	8	418,542	4	213,179
CTR FOR APPLIED ISOTOPE STUDY	1	81,391	2	81,391	0	0	0	0	0	0	0	0
CTR TROP EMERGING GLOB DISEASE	1	179,125	1	415,930	1	12,531	3	991,583	4	814,159	2	325,117
INSTITUTE FOR BEHAVIORAL RSCH	10	1,348,056	13	5,070,903	25	4,668,281	17	4,704,860	17	3,240,266	13	5,510,931
INSTITUTE OF BIOINFORMATICS	0	0	0	0	0	0	0	0	1	361,859	0	0
INSTITUTE OF ECOLOGY-RESEARCH	8	377,172	10	581,645	8	592,365	8	325,125	7	336,459	5	170,277
MARINE INSTITUTE	4	74,998	4	74,998	4	43,403	4	43,403	4	20,331	4	20,331
SAVANNAH RIVER ECOLOGY LAB	19	843,874	16	559,362	13	383,667	12	380,005	15	5,322,852	10	323,728
SEA GRANT PROGRAM	0	0	1	89,758	1	1	2	259,292	2	1,193	5	136,593
UGARF SR FACULTY RSCH GRANT	12	1,625,000	12	1,625,000	4	580,000	5	1,880,000	11	1,284,726	11	1,284,726
VP OFFICE FOR RESEARCH	6	2,294,394	4	319,019	1	120,237	1	120,237	1	224,850	1	199,346
	93	11,084,289	95	15,047,346	98	17,870,932	79	12,649,784	105	16,022,790	79	11,955,884

Three-Year Comparison by Major College & Department
FY2004-FY2006 (1st Quarter Only)

COLLEGE/SCHOOL/UNIT/DEPARTMENT	July '03-September '03				July '04-September '04				July '05-September '05			
	PROP CNT	PROPOSED AMOUNT	AWD CNT	FUNDED AMOUNT	PROP CNT	PROPOSED AMOUNT	AWD CNT	FUNDED AMOUNT	PROP CNT	PROPOSED AMOUNT	AWD CNT	FUNDED AMOUNT
VP FOR STUDENT AFFAIRS UNITS												
RECREATIONAL SPORTS	1	32,000	1	32,000	1	72,388	1	72,388	1	69,999	1	69,999
STUDENT ACTIVITIES - PROGRAMS	1	2,700	1	2,700	0	0	0	0	0	0	1	4,002
UNIVERSITY HEALTH CENTER	1	1,708	1	0	0	0	0	0	0	0	0	0
VP OFFICE FOR STUDENT AFFAIRS	4	14,127	4	14,127	1	-196	1	-196	1	200,000	1	200,000
WORK STUDY	0	0	0	900,000	0	0	0	0	0	0	0	0
	7	50,535	7	948,827	2	72,192	2	72,192	2	269,999	3	274,001
GRAND TOTAL	1,026	86,009,134	982	72,608,440	1,041	104,168,133	902	69,072,143	1,035	85,492,815	924	64,913,650

Total Percent Change					
Between FY04 & FY05		Between FY04 & FY06		Between FY05 & FY06	
<u>Proposed Amt</u>	<u>Funded Amt</u>	<u>Proposed Amt</u>	<u>Funded Amt</u>	<u>Proposed Amt</u>	<u>Funded Amt</u>
21.11%	-4.87%	-0.60%	-10.60%	-17.93%	-6.02%

Three-Year Comparison by Major College & Department
FY2004-FY2006 (First & Second Quarters)

COLLEGE/SCHOOL/UNIT/DEPARTMENT	July '03-December '03				July '04-December '04				July '05-December '05			
	PROP CNT	PROPOSED AMOUNT	AWD CNT	FUNDED AMOUNT	PROP CNT	PROPOSED AMOUNT	AWD CNT	FUNDED AMOUNT	PROP CNT	PROPOSED AMOUNT	AWD CNT	FUNDED AMOUNT
COLL OF AGRIC & ENV SCI - AES												
AG & APPLIED ECON RSCH COLLEGE	7	815,791	7	737,435	7	237,495	4	114,700	5	49,963	5	103,042
AG & APPLIED ECON RSCH GEORGIA	2	71,500	3	76,500	0	0	0	0	5	510,540	2	50,540
AG LEAD, EDUC & COMM - COLLEGE	1	33,500	0	0	0	0	0	0	0	0	0	0
ANIMAL SCIENCE RSCH COASTAL	5	43,350	7	83,850	5	33,590	7	41,590	7	89,203	7	89,203
ANIMAL SCIENCE RSCH COLLEGE	38	1,700,716	27	1,148,189	34	1,349,451	19	952,960	22	1,341,419	19	1,035,364
ASSIST DEAN'S OFF - COASTAL	0	0	0	0	0	0	0	0	1	208,500	1	208,500
ASSIST DEAN'S OFF - GEORGIA	11	127,506	13	201,392	7	179,343	7	171,021	3	8,739	5	514,231
BIOLOGICAL AG ENG RSCH COASTAL	5	182,917	4	33,500	4	208,516	4	208,516	4	112,670	3	655,000
BIOLOGICAL AG ENG RSCH COLLEGE	18	629,839	15	502,869	14	701,642	10	387,351	11	373,936	10	163,057
BIOLOGICAL AG ENG RSCH GEORGIA	5	339,784	6	373,117	6	312,294	6	957,061	8	423,436	5	156,485
CENTER FOR FOOD SAFETY-GEORGIA	18	1,383,005	19	1,353,919	14	893,041	14	1,485,530	15	1,159,713	12	435,331
CROP & SOIL SCIENCES COASTAL	29	705,341	27	648,441	28	714,749	28	1,326,579	14	560,544	12	198,106
CROP & SOIL SCIENCES COLLEGE	18	1,018,289	17	1,467,185	20	907,105	17	371,156	17	1,093,661	14	618,929
CROP & SOIL SCIENCES GEORGIA	16	147,350	18	500,382	17	359,995	19	414,303	10	306,680	11	424,364
CTR APPLIED GEN TECH - COLLEGE	10	267,926	7	254,896	18	729,496	18	1,297,050	25	2,095,226	18	1,552,752
DEAN & DIRECTORS OFFIC GENERAL	0	0	0	0	0	0	0	0	1	24,000	0	0
ENTOMOLOGY RESEARCH COASTAL	18	214,136	21	221,209	22	282,827	20	121,882	17	222,369	13	119,142
ENTOMOLOGY RESEARCH COLLEGE	18	1,227,633	15	746,722	15	909,573	12	665,936	25	482,346	23	818,819
ENTOMOLOGY RESEARCH GEORGIA	12	145,040	11	95,540	10	107,680	10	107,680	16	274,587	10	182,921
ENVIRONM HEALTH SCI COLLEGE	9	1,039,863	10	1,013,437	7	786,760	9	1,110,673	0	0	0	0
FOOD SCI & TECHNOLOGY COLLEGE	13	601,356	11	188,978	16	1,222,976	11	468,587	12	744,057	9	667,590
FOOD SCI & TECHNOLOGY-GEORGIA	14	528,722	10	335,426	11	935,763	10	662,516	19	1,065,329	7	221,658
GENERAL EXPENSE COASTAL	16	869,547	19	1,574,055	17	1,187,637	19	2,412,161	14	1,817,918	13	874,565
HORTICULTURE RESEARCH COASTAL	5	125,000	5	100,000	10	996,172	3	59,700	9	210,070	2	39,150
HORTICULTURE RESEARCH COLLEGE	16	156,926	13	125,626	15	465,998	11	100,358	22	457,840	17	132,115
HORTICULTURE RESEARCH GEORGIA	8	14,889	6	9,589	7	20,200	4	13,100	5	18,560	6	64,060
MOUNTAIN RSCH & ED CTR GEORGIA	1	2,000	1	2,000	1	3,000	2	34,002	2	28,599	2	28,599
OFF OF GLOBAL PROGRAMS - RSCH	5	2,841,512	5	4,026,712	4	5,285,960	1	2,500,000	1	439,048	1	2,550,000
OFFICE OF COLLEGE ADVANCEMENT	0	0	0	0	0	0	0	0	2	44,000	1	22,000
PLANT PATHOLOGY RESEARCH	14	1,214,922	15	626,731	16	884,530	15	1,468,724	12	338,790	10	579,054
PLANT PATHOLOGY RESRCH GEORGIA	14	126,986	11	49,381	16	133,150	18	174,285	13	102,466	14	87,711
PLANT PATHOLOGY RSCH COASTAL	27	496,421	27	858,498	35	1,089,441	24	157,962	17	262,372	12	137,600
POULTRY SCIENCE RSCH COLLEGE	14	274,382	13	198,259	15	126,733	15	128,224	11	50,488	12	50,488
SOUTHEAST RSCH&ED CTR COASTAL	1	7,500	1	7,500	0	0	0	0	0	0	0	0
SOUTHWEST RSCH&ED CTR COASTAL	0	0	0	0	0	0	1	7,500	1	5,000	0	0
TIFTON - INSTRUCTION	0	0	0	0	0	0	1	45,511	1	75,520	1	75,520
	388	17,353,649	364	17,561,338	391	21,065,117	339	17,966,618	347	14,997,589	277	12,855,896

Three-Year Comparison by Major College & Department
FY2004-FY2006 (First & Second Quarters)

COLLEGE/SCHOOL/UNIT/DEPARTMENT	July '03-December '03				July '04-December '04				July '05-December '05			
	PROP CNT	PROPOSED AMOUNT	AWD CNT	FUNDED AMOUNT	PROP CNT	PROPOSED AMOUNT	AWD CNT	FUNDED AMOUNT	PROP CNT	PROPOSED AMOUNT	AWD CNT	FUNDED AMOUNT
COLL OF AGRIC & ENV SCI - GEN												
AG - DEAN & DIRECTORS OFFICE	0	0	0	0	1	0	1	0	0	0	0	0
AG. LEAD, EDUC & COMM	2	30,001	0	0	1	30,000	1	30,000	0	0	1	70,568
AGRICULTURAL & APPLIED ECONOM	1	45,271	0	0	0	0	0	0	0	0	0	0
ANIMAL AND DAIRY SCIENCE	0	0	1	0	1	50,000	0	0	1	10,500	0	0
ASSOC DEAN'S OFF ACADEMIC AFFAI	1	5,147	0	0	0	0	0	0	2	1,015,380	2	559,287
BIOLOGICAL AGRICUL ENGINEERING	3	191,053	2	6,078	6	194,115	4	67,871	8	155,155	6	11,806
CROP & SOIL SCIENCES	1	166	1	166	2	333	2	333	2	486,723	1	168
ENTOMOLOGY	2	12,075	2	3,500	5	222,125	3	17,000	4	316,200	3	44,000
ENVIRONMENTAL HEALTH SCI	2	78,423	1	7,351	1	14,038	1	14,038	11	629,372	7	162,211
EXTENSION FAMILY & CONSUMER SC	14	3,278,282	4	-17,090	6	589,971	8	1,903,410	8	264,863	8	2,044,243
FOOD SCIENCE & TECHNOLOGY	0	0	0	0	1	4,744	1	4,744	0	0	1	276,000
HORTICULTURE	0	0	0	0	0	0	0	0	1	47,868	0	0
OFF OF GLOBAL PROGRAMS - INST	2	55,646	2	55,646	3	158,576	3	106,257	4	125,617	4	125,617
PLANT PATHOLOGY	1	58,660	0	0	0	0	0	0	0	0	0	0
POULTRY SCIENCE	0	0	0	0	2	396,666	1	12,461	1	2,278,894	0	0
	29	3,754,724	13	55,651	29	1,660,568	25	2,156,114	42	5,330,572	33	3,293,900
COLL OF JOURNALISM & MASS COMM												
COLL OF JOURNALISM & MASS COMM	21	1,035,180	19	802,795	19	902,775	19	816,692	19	1,512,341	21	1,570,076
NEW MEDIA INSTITUTE	1	25,000	0	0	5	105,000	4	80,000	1	40,000	1	40,000
	22	1,060,180	19	802,795	24	1,007,775	23	896,692	20	1,552,341	22	1,610,076
COLLEGE OF ARTS & SCIENCES												
ANTHROPOLOGY	17	397,971	12	149,223	13	331,100	11	130,941	15	265,996	13	203,372
ANTHROPOLOGY/ARCHEOLOGY	1	65,781	0	0	0	0	0	0	0	0	0	0
ART	4	163,616	3	53,716	4	63,989	4	63,990	4	56,078	5	56,078
ARTS & SC-SPECIAL PROGRAMS	0	0	2	173,763	2	179,013	3	312,919	2	448,383	1	99,840
ARTS & SCIENCES - DEAN'S OFFICE	2	47,000	1	1,000	5	56,010	5	56,010	4	47,522	4	47,522
BIOCHEMISTRY & MOLECULAR BIOL	49	10,643,710	28	6,887,485	43	29,022,184	26	6,433,644	31	7,755,029	20	4,501,063
BIOLOGICAL SCIENCES	1	379	1	379	0	0	0	0	1	1	1	1
CELLULAR BIOLOGY	8	2,095,920	6	622,939	11	1,937,869	7	581,528	16	3,200,029	7	338,043
CHEMISTRY	22	2,494,076	12	973,040	28	3,229,648	17	937,121	19	2,130,589	12	937,922
COMPARATIVE LITERATURE	0	0	0	0	0	0	0	0	1	122,900	0	0
COMPUTER SCIENCE	12	1,210,176	7	310,964	13	1,675,727	3	234,152	10	944,997	2	132,000
CTR FOR COMP QUANTUM CHEMISTRY	3	139,816	3	225,844	2	256,128	3	254,816	2	172,466	1	114,816
CTR FOR REMOTE SENSE & MAP SCI	2	466,077	2	466,077	4	207,638	2	188,000	5	1,070,063	2	5,000
DANCE	2	8,445	2	10,000	1	1,863	1	1,863	1	3,594	1	3,595
DRAMA AND THEATRE	2	164,879	2	164,879	1	10,000	1	10,000	2	215,244	1	10,000
ENGLISH	8	154,163	8	154,163	14	823,140	10	176,287	10	230,490	7	164,888

Three-Year Comparison by Major College & Department
FY2004-FY2006 (First & Second Quarters)

COLLEGE/SCHOOL/UNIT/DEPARTMENT	July '03-December '03				July '04-December '04				July '05-December '05			
	PROP CNT	PROPOSED AMOUNT	AWD CNT	FUNDED AMOUNT	PROP CNT	PROPOSED AMOUNT	AWD CNT	FUNDED AMOUNT	PROP CNT	PROPOSED AMOUNT	AWD CNT	FUNDED AMOUNT
GENETICS	32	3,118,604	21	1,516,561	30	4,581,765	13	2,091,528	25	3,830,891	13	1,199,005
GEOGRAPHY	5	77,890	3	62,337	7	207,448	7	175,719	8	438,374	7	266,132
GEOLOGY	6	189,478	5	74,853	5	440,265	1	66,046	2	39,619	1	13,000
HISTORY	8	99,451	8	99,451	8	78,473	9	83,474	7	108,601	7	108,600
LINGUISTICS	0	0	0	0	2	17,768	0	0	0	0	0	0
MATHEMATICS	25	1,571,594	7	304,459	20	1,401,230	8	780,651	19	1,397,806	3	22,330
MICROBIOLOGY	25	2,992,564	12	888,967	14	1,873,360	8	562,416	19	2,886,988	11	1,092,970
MUSEUM OF NATURAL HISTORY	0	0	1	2,500	3	3	3	30,500	2	4,667	2	4,666
MUSIC	2	19,800	4	24,800	5	30,434	6	43,923	11	161,252	11	137,651
PHILOSOPHY	1	10,847	1	10,847	1	11,601	1	11,601	0	0	0	0
PHYSICS AND ASTRONOMY	25	3,610,469	14	2,268,750	24	2,322,643	13	674,526	13	865,044	6	542,387
PLANT BIOLOGY	21	4,503,593	18	4,084,180	22	4,730,849	16	3,345,496	25	6,124,517	16	4,713,844
PSYCHOLOGY	14	847,101	10	266,031	9	312,487	5	187,730	14	678,459	8	235,306
RELIGION	1	2,500	1	2,500	2	2,501	1	2,500	2	12,500	2	3,900
ROMANCE LANGUAGES	1	90,837	0	0	0	0	0	0	0	0	0	0
SCHOOL OF MARINE PROGRAMS	33	2,796,762	15	865,552	36	5,526,016	18	3,778,275	19	2,237,757	13	1,385,018
SOCIOLOGY	2	56,060	1	21,060	1	21,060	1	21,060	1	10,022	2	10,022
SPEECH COMMUNICATION	1	1	2	231,667	0	0	1	33,708	3	80,030	2	55,019
STATISTICS	9	604,823	4	117,273	6	344,841	1	21,040	7	580,618	2	1,207
WOMENS STUDIES	1	83,539	0	0	1	83,712	0	0	0	0	0	0
	345	38,727,922	216	21,035,260	337	59,780,765	205	21,291,464	300	36,120,526	183	16,405,197
COLLEGE OF EDUCATION												
COMM SCI & SPECIAL ED	20	2,302,893	19	3,596,137	15	3,024,788	12	1,513,475	12	2,911,033	6	625,508
COUNSELING & HUMAN DEVEL	0	0	0	0	0	0	0	0	11	57,417	12	201,098
ED PSYCHOLOGY & INST TECH	0	0	0	0	0	0	0	0	8	840,649	4	413,614
EDUCATION - DEAN'S OFFICE	16	5,858,274	9	3,547,941	31	9,259,920	17	5,618,507	23	7,931,369	23	9,931,891
ELEMENTARY & SOCIAL STUDIES	0	0	0	0	0	0	0	0	5	38,779	6	81,809
KINESIOLOGY	28	1,546,374	23	809,795	27	2,340,163	20	1,686,992	21	1,546,953	19	1,263,039
LANGUAGE & LITERACY ED	13	3,409,566	7	494,055	8	3,258,403	9	921,212	3	420,186	2	354,491
LIFELONG ED, ADMIN & POLICY	0	0	0	0	0	0	0	0	3	339,611	2	327,381
MATHEMATICS & SCIENCE ED	0	0	0	0	0	0	0	0	3	2,551,669	1	86,079
WKFORCE LEADERSHIP & SOC FND	9	875,386	5	690,958	10	746,280	6	781,961	6	625,860	2	231,687
	86	13,992,493	63	9,138,886	91	18,629,554	64	10,522,147	95	17,263,526	77	13,516,597
COLLEGE OF ENVIRONMENT & DESIGN												
COLLEGE ENVIRONMENT & DESIGN	0	0	0	0	1	16,960	1	16,960	1	20,907	1	20,907
INSTITUTE OF ECOLOGY	6	496,450	2	5,619	26	5,624,141	22	1,819,825	21	3,357,806	14	1,535,427
SCHOOL OF ENVIRONMENTAL DESIGN	19	2,247,954	19	1,810,540	5	340,950	3	433,862	3	121,082	5	224,000
	25	2,744,404	21	1,816,159	32	5,982,051	26	2,270,647	25	3,499,795	20	1,780,334

Three-Year Comparison by Major College & Department
FY2004-FY2006 (First & Second Quarters)

COLLEGE/SCHOOL/UNIT/DEPARTMENT	July '03-December '03				July '04-December '04				July '05-December '05			
	PROP CNT	PROPOSED AMOUNT	AWD CNT	FUNDED AMOUNT	PROP CNT	PROPOSED AMOUNT	AWD CNT	FUNDED AMOUNT	PROP CNT	PROPOSED AMOUNT	AWD CNT	FUNDED AMOUNT
COLLEGE OF FAMILY & CONSUM SCI												
CFCS-CHILD DEVELOPMENT LAB	2	108,595	0	0	0	0	0	0	0	0	0	0
CHILD & FAMILY DEVELOPMENT	16	772,522	15	634,929	9	244,339	10	964,166	9	817,062	11	817,060
COLLEGE OF FAMILY & CONSUM SCI	3	25,000	6	399,968	2	12,591	2	12,589	6	639,730	6	201,314
FOOD & NUTRITION	16	3,068,473	10	703,291	8	750,833	10	335,611	10	544,713	14	388,761
HOUSING & CONSUMER ECONOMICS	4	74,926	4	56,970	3	31,284	4	97,943	2	8,388	5	174,627
INST ON HUMAN DEV & DISABILITY	11	1,295,783	9	864,945	6	1,175,830	9	1,332,313	7	1,425,648	9	1,613,512
TEXTILES-MERCHANDISE-INTERIORS	10	212,138	9	159,371	4	205,059	4	137,930	1	34,859	2	34,859
	62	5,557,437	53	2,819,474	32	2,419,936	39	2,880,552	35	3,470,400	47	3,230,133
COLLEGE OF PHARMACY												
CLINICAL AND ADMIN PHARMACY	8	346,392	5	165,084	14	1,858,789	8	1,034,500	10	926,235	7	688,466
COLLEGE OF PHARMACY	8	416,783	7	114,813	10	193,130	10	193,130	7	527,372	6	201,057
PHARMACEUTICAL & BIOMED SCIENC	16	2,234,225	17	2,267,343	21	3,325,128	15	977,408	25	4,513,500	16	809,648
	32	2,997,400	29	2,547,240	45	5,377,047	33	2,205,038	42	5,967,107	29	1,699,171
COLLEGE OF PUBLIC HEALTH												
COLLEGE PUBLIC HEALTH DEAN OFF	0	0	0	0	0	0	0	0	1	60,722	0	0
GERONTOLOGY	1	27,718	4	400,355	3	1,695,551	3	1,779,033	5	111,625	7	1,990,468
HEALTH PROMOTION & BEHAVIOR	0	0	0	0	1	8,191	0	0	6	1,816,221	9	2,907,579
	1	27,718	4	400,355	4	1,703,742	3	1,779,033	12	1,988,568	16	4,898,047
COLLEGE OF VETERINARY MEDICINE												
ANATOMY AND RADIOLOGY	0	0	0	0	0	0	2	49,234	1	47,979	2	311,231
ATHENS DIAGNOSTIC LAB	0	0	0	-68,873	1	96,000	1	96,000	2	240,043	1	31,250
DIAGNOSTIC LABS STAFF BENEFITS	0	0	0	0	0	0	0	0	0	0	2	1
INFECTIOUS DISEASES	12	1,937,964	7	744,038	23	3,573,958	7	780,922	27	6,296,460	9	1,056,928
LARGE ANIMAL MEDICINE	9	304,548	10	838,097	11	678,936	8	612,221	9	305,114	6	219,581
PARASITOLOGY	0	0	1	0	0	0	0	0	0	0	0	0
PATHOLOGY	11	709,408	7	375,547	15	1,055,238	10	357,452	15	712,386	9	94,845
PHYSIOLOGY AND PHARMACOLOGY	14	1,258,446	13	1,185,761	11	785,524	8	730,311	10	740,890	9	662,049
POPULATION HEALTH	10	372,946	8	190,742	17	1,434,792	11	66,460	16	560,350	15	1,598,383
SMALL ANIMAL MEDICINE	9	232,631	6	152,742	13	244,771	11	161,296	13	635,125	10	480,789
TIFTON DIAGNOSTIC LAB	2	144,976	3	44,302	0	0	1	50,085	1	368,111	1	0
VET MED ANIMAL RESOURCES	0	0	0	0	0	0	0	0	1	0	1	0
VETERINARY MEDICINE-DEAN'S OFF	19	613,980	18	593,980	31	957,567	31	1,330,198	32	1,070,183	33	1,474,728
WILDLIFE DISEASE STUDY	11	962,128	9	563,873	11	1,355,082	3	384,992	12	1,562,243	6	774,743
	97	6,537,027	82	4,620,209	133	10,181,868	93	4,619,171	139	12,538,884	104	6,704,528

Three-Year Comparison by Major College & Department
FY2004-FY2006 (First & Second Quarters)

COLLEGE/SCHOOL/UNIT/DEPARTMENT	July '03-December '03				July '04-December '04				July '05-December '05			
	PROP CNT	PROPOSED AMOUNT	AWD CNT	FUNDED AMOUNT	PROP CNT	PROPOSED AMOUNT	AWD CNT	FUNDED AMOUNT	PROP CNT	PROPOSED AMOUNT	AWD CNT	FUNDED AMOUNT
COOPERATIVE EXTENSION SERVICE												
AG & APPLIED ECONOMICS-CES	7	34,829	2	15,300	3	9,851	3	102,226	4	9,623	6	118,546
AGRI LEAD EDUC & COMM	1	11,000	1	11,000	0	0	0	0	0	0	0	0
ANIMAL SCIENCE - CES	2	13,213	3	5,836	2	850	2	850	2	17,218	1	1,000
ASSISTANT DEAN/GRIFFIN CAMPUS	0	0	0	0	2	45,651	2	45,651	1	33,828	2	76,648
ASSOC DEAN FOR EXTENSION	5	249,788	6	250,510	11	459,403	14	621,633	6	498,734	9	629,234
BIOLOGICAL AG ENG-CES	10	682,985	10	228,900	9	836,367	5	328,541	9	231,820	10	378,454
CAES BUSINESS OFFICE-CES	0	0	1	20,000	0	0	1	20,000	0	0	0	0
CAES HUMAN RESOURCES DEPT	2	2	0	0	0	0	0	0	0	0	0	0
CONTINUING EDUCATION - CES	2	35,000	2	35,000	1	17,500	1	17,500	2	17,500	2	17,500
CROP AND SOIL SCIENCES-CES	23	140,360	27	222,960	29	333,919	26	257,870	25	402,326	24	394,187
CTR OF AGRIBUS & ECO DEVEL CES	0	0	0	0	1	7,500	0	0	0	0	0	0
ENTOMOLOGY-CES	30	424,018	28	591,539	38	610,280	32	208,825	30	430,547	23	303,678
ENVIRONMENTAL HEALTH SCI - CES	1	80,000	0	0	0	0	0	0	0	0	0	0
EXT FAMILY & CONSUMER SCI	2	132,506	3	417,287	2	153,300	0	0	3	295,075	1	11,075
FOOD SCI & TECHNOLOGY-CES	3	133,650	2	50,000	0	0	0	0	1	26,000	1	26,000
HORTICULTURE-CES	13	336,943	5	236,100	9	52,173	8	45,173	9	68,044	4	10,000
NORTHEAST DISTRICT - CES	5	62,592	12	735,014	8	99,925	7	87,653	5	62,376	6	62,376
NORTHWEST DISTRICT - CES	10	269,951	14	380,727	6	81,385	15	278,717	22	458,956	19	386,946
OFF OF GLOBAL PROGRAMS - CES	0	0	0	0	1	660,515	1	660,515	0	0	0	0
OFFICE OF INFORM TECHNOLOGY	2	77,329	2	11,000	2	41,950	2	41,950	0	0	1	37,500
PESTICIDE & HAZARDOUS WASTE LB	3	195,930	2	11,000	0	0	0	0	1	21,600	1	21,600
PLANT PATHOLOGY-CES	21	165,100	19	104,350	14	150,495	11	191,240	19	229,139	15	207,564
POULTRY SCIENCE-CES	1	18,150	0	0	3	71,030	2	49,550	2	8,750	3	33,720
SOIL, PLANT & WATER LAB	3	83,596	2	40,696	0	0	0	0	1	18,000	0	0
SOUTHEAST DISTRICT - CES	7	52,340	10	286,754	8	184,318	9	199,611	5	63,543	5	63,543
SOUTHWEST DISTRICT - CES	1	12,532	4	306,313	5	122,547	5	122,547	5	293,903	4	138,903
WEST DISTRICT - CES	4	44,474	8	495,471	0	0	0	0	0	0	1	0
4-H AND YOUTH-CES	0	0	0	0	0	0	1	5,502	5	534,262	5	549,215
	158	3,256,288	163	4,455,757	154	3,938,959	147	3,285,554	157	3,721,244	143	3,467,689
GENERAL INSTITUTIONAL EXPENSE												
GENERAL INSTITUTIONAL EXPENSE	0	0	0	0	0	0	0	0	1	229,691	1	229,691
	0	0	0	0	0	0	0	0	1	229,691	1	229,691
OFFICE OF THE PRESIDENT												
PRESIDENT'S OFFICE	4	2,000	3	1,000	0	0	0	0	1	400	1	400
	4	2,000	3	1,000	0	0	0	0	1	400	1	400

Three-Year Comparison by Major College & Department
FY2004-FY2006 (First & Second Quarters)

COLLEGE/SCHOOL/UNIT/DEPARTMENT	July '03-December '03				July '04-December '04				July '05-December '05			
	PROP CNT	PROPOSED AMOUNT	AWD CNT	FUNDED AMOUNT	PROP CNT	PROPOSED AMOUNT	AWD CNT	FUNDED AMOUNT	PROP CNT	PROPOSED AMOUNT	AWD CNT	FUNDED AMOUNT
SCH OF PUBLIC & INTL AFFAIRS												
CNTR FOR INTERNTL TRADE & SEC	0	0	0	0	15	1,656,818	12	1,402,320	24	2,962,352	23	1,505,208
GLOBIS CENTER	0	0	0	0	0	0	0	0	1	5,000	1	5,000
INTERNATIONAL AFFAIRS - SPIA	14	595,686	14	406,841	8	148,837	7	95,714	0	0	0	-750
POLITICAL SCIENCE	0	0	1	115,632	3	124,203	2	71,453	2	190,358	0	0
PUBLIC ADMIN & POLICY	3	42,000	3	42,000	5	6,871,050	3	29,045	5	196,421	2	26,045
SCH PUBLIC & INTRNTL AFFAIRS	1	700	1	700	3	1,950	3	1,950	3	6,804	3	6,804
	18	638,386	19	565,173	34	8,802,858	27	1,600,482	35	3,360,935	29	1,542,307
SCHOOL OF FOREST RESOURCES												
FOREST RES/AQUACULTURE-CES	3	5,000	6	127,853	1	5,000	1	5,000	1	3,700	0	0
FORESTRY COOPERATIVE EXT SRVC	0	0	0	0	0	0	0	0	7	295,405	7	224,905
FORESTRY RESEARCH	7	656,902	8	589,491	6	168,500	6	156,200	41	1,643,923	24	1,142,286
FORESTRY RESEARCH COLLEGE	19	714,120	20	714,120	11	572,419	11	569,417	0	0	0	0
SCHOOL OF FOREST RESOURCES	56	3,734,094	48	1,683,788	52	2,096,692	42	1,570,344	59	2,158,761	66	2,354,999
	85	5,110,116	82	3,115,252	70	2,842,611	60	2,300,961	108	4,101,789	97	3,722,190
SCHOOL OF LAW												
LAW SCHOOL LIBRARY	3	19,000	3	19,000	3	-558	3	-558	3	5,500	3	5,500
SCHOOL OF LAW	19	888,540	21	2,062,952	22	584,528	25	1,677,722	22	738,013	22	738,013
	22	907,540	24	2,081,952	25	583,970	28	1,677,164	25	743,513	25	743,513
SCHOOL OF SOCIAL WORK												
SCHOOL OF SOCIAL WORK	10	596,454	14	2,564,550	8	495,211	10	2,260,636	7	298,869	8	2,557,372
	10	596,454	14	2,564,550	8	495,211	10	2,260,636	7	298,869	8	2,557,372
SR VP ACADEMIC AFFAIRS UNITS												
EITS SPECIAL SYSTEMS SUPPORT	0	0	0	0	2	1,695,370	1	1,256,789	0	0	0	-1,009,599
ENGINEERING	10	777,111	3	92,020	12	2,329,546	2	141,788	16	1,976,879	7	1,719,350
GEORGIA MUSEUM OF ART	7	196,696	8	204,696	12	446,973	11	369,936	18	1,643,604	18	470,376
GRADUATE SCHOOL	2	392,001	1	392,000	3	438,500	2	238,500	4	466,005	3	352,424
HONORS PROGRAM	5	49,266	5	49,266	1	17,935	1	17,935	6	47,685	6	47,685
LIBRARIES-BOOKS	8	251,988	9	251,988	11	148,466	11	148,464	13	272,136	13	272,132
LIBRARIES-GENERAL OPERATIONS	1	4	1	4	3	373,455	1	13,729	4	60,859	7	829,106
OFFICE INT'L AFFAIRS/EDUCATION	1	15,000	2	244,550	4	36,500	5	46,500	4	46,468	4	46,468
OFFICE OF INTERNATIONAL EDUC	0	0	0	0	1	59,400	0	0	0	0	0	0
SR VP OFFICE ACADEMIC AFFAIRS	0	0	0	0	1	0	1	0	1	15,000	1	15,000
UNIVERSITY PRESS	1	4,095	2	4,095	0	0	0	0	2	18,248	2	18,248
	35	1,686,161	31	1,238,619	50	5,546,145	35	2,233,641	68	4,546,884	61	2,761,190

Three-Year Comparison by Major College & Department
FY2004-FY2006 (First & Second Quarters)

COLLEGE/SCHOOL/UNIT/DEPARTMENT	July '03-December '03				July '04-December '04				July '05-December '05			
	PROP CNT	PROPOSED AMOUNT	AWD CNT	FUNDED AMOUNT	PROP CNT	PROPOSED AMOUNT	AWD CNT	FUNDED AMOUNT	PROP CNT	PROPOSED AMOUNT	AWD CNT	FUNDED AMOUNT
SR VP FOR EXTERNAL AFF UNITS												
CAREER CENTER	2	19,300	2	19,300	5	26,347	5	26,347	2	50,913	2	50,913
PUBLIC AFFAIRS	0	0	0	0	6	24,206	6	24,206	7	63,097	7	63,097
SR VP FOR EXTERNAL AFFAIRS	0	0	0	0	0	0	0	0	2	500,001	2	500,001
	2	19,300	2	19,300	11	50,553	11	50,553	11	614,011	11	614,011
SR VP FOR FINANCE & ADMIN												
ENVIRONMENTAL SAFETY DIVISION	0	0	0	0	3	714,476	2	106,728	0	0	0	0
FACILITIES PLANNING OFFICE	4	608,475	4	608,475	2	370,612	2	370,612	2	1,678,381	2	1,678,381
PAYROLL DEPARTMENT	0	0	0	0	0	0	0	0	1	0	2	0
	4	608,475	4	608,475	5	1,085,088	4	477,340	3	1,678,381	4	1,678,381
TERRY COLLEGE OF BUSINESS												
BANKING AND FINANCE	1	8,000	2	197,911	0	0	0	0	2	10,770	3	10,770
ECONOMICS	3	91,591	3	91,591	7	81,395	7	91,999	6	89,368	6	89,370
INS/LEGAL STUD & REAL ESTATE	2	43,029	3	55,629	2	26,644	3	59,243	3	51,633	3	51,633
J M TULL SCH OF ACCOUNTING	5	234,064	5	234,064	4	200,174	4	199,551	4	162,778	4	162,779
MANAGEMENT	5	79,250	5	79,250	4	79,187	4	79,186	4	54,246	4	54,246
MANAGEMENT INFORMATION SYSTEMS	0	0	0	0	1	4,205	1	4,205	1	4,035	1	4,035
MARKETING AND DISTRIBUTION	2	306,988	2	306,988	1	106,551	1	106,551	1	204,825	1	204,824
SIMON S SELIG JR CTR ECON GROW	1	90,000	2	105,000	3	87,953	2	72,953	2	63,017	3	73,018
TERRY COLLEGE - DEAN'S OFFICE	27	1,613,951	28	1,643,950	30	2,206,192	29	2,125,139	33	1,999,815	30	1,364,734
	46	2,466,873	50	2,714,383	52	2,792,301	51	2,738,827	56	2,640,487	55	2,015,409
VP FOR INSTRUCTION UNITS												
DIV OF ACADEMIC ENHANCEMENT	6	1,278,447	5	1,459,149	0	0	0	0	2	645,941	3	1,093,807
INSTITUTE OF HIGHER EDUCATION	1	302,707	0	0	0	0	1	321,500	4	273,784	3	31,500
	7	1,581,154	5	1,459,149	0	0	1	321,500	6	919,725	6	1,125,307
VP FOR PUBSV & OUTREACH UNITS												
BOTANICAL GARDEN	14	227,075	13	163,761	17	187,609	19	244,725	10	187,629	9	131,030
CARL VINSON INSTITUTE OF GOVT	51	5,231,961	46	2,351,333	35	2,601,526	28	1,453,462	28	1,885,630	30	2,762,511
CONT ED: LEARNING SERVICES	19	360,322	20	762,517	8	164,636	8	226,934	2	324,105	3	298,793
DISTANCE LEARNING	7	75,219	6	31,155	2	10,188	2	10,188	0	0	0	0
FANNING INST FOR LEADERSHIP	3	206,001	3	229,941	2	212,375	2	212,375	0	0	0	0
FANNING INSTITUTE	0	0	0	0	0	0	0	0	4	711,500	4	711,500
INTL PUBLIC SERVICE & OUTREACH	2	287,444	1	0	0	0	1	187,444	0	0	0	0
MARINE EXTENSION SERVICE	14	771,310	18	3,926,454	11	169,755	9	85,380	13	1,028,890	9	173,415
OFC OF INFO TECH OUTREACH SERV	3	403,146	4	772,668	5	564,290	7	944,078	2	53,895	2	276,120
OFFICE OF ACAD SPECIAL PROGRAM	4	27,000	4	27,000	2	24,700	2	24,700	2	29,900	2	29,900

Three-Year Comparison by Major College & Department
FY2004-FY2006 (First & Second Quarters)

COLLEGE/SCHOOL/UNIT/DEPARTMENT	July '03-December '03				July '04-December '04				July '05-December '05			
	PROP CNT	PROPOSED AMOUNT	AWD CNT	FUNDED AMOUNT	PROP CNT	PROPOSED AMOUNT	AWD CNT	FUNDED AMOUNT	PROP CNT	PROPOSED AMOUNT	AWD CNT	FUNDED AMOUNT
SMALL BUSINESS DEVELOPMENT CTR	84	2,515,397	68	164,343	23	3,259,637	34	111,844	56	2,335,506	67	76,309
VPPSO & ASSOCIATE PROVOST	0	0	1	0	1	48,272	1	48,272	3	527,398	0	0
	201	10,104,875	184	8,429,172	106	7,242,988	113	3,549,402	120	7,084,453	126	4,459,578
VP FOR RESEARCH UNITS												
BIOMED & HEALTH SCI INSTITUTE	8	392,514	4	90,395	13	7,518,084	8	1,014,902	17	980,047	16	1,215,547
CANCER CENTER OF EXCELLENCE	0	0	0	0	3	163,650	3	163,650	3	154,025	2	140,400
COMPLEX CARBOHYDRATE CENTER	29	3,460,069	28	6,192,281	31	8,020,974	21	3,214,318	41	6,863,021	25	4,128,821
CTR APPLIED GEN TECH - RI	15	2,885,798	11	2,425,794	18	5,960,981	7	1,041,399	13	5,146,722	7	775,177
CTR FOR APPLIED ISOTOPE STUDY	1	81,391	2	81,391	0	0	0	0	0	0	0	0
CTR TROP EMERGING GLOB DISEASE	6	1,900,122	3	1,029,122	6	772,526	6	1,044,883	9	2,070,782	5	905,688
INSTITUTE FOR BEHAVIORAL RSCH	19	3,072,732	21	6,357,626	43	8,108,854	21	6,164,241	37	9,221,165	25	7,417,649
INSTITUTE OF BIOINFORMATICS	0	0	0	0	0	0	0	0	5	1,362,634	0	0
INSTITUTE OF ECOLOGY-RESEARCH	11	543,443	17	1,239,663	12	756,211	10	1,108,626	8	515,875	9	415,359
MARINE INSTITUTE	8	119,494	8	119,494	8	119,716	8	119,716	9	96,020	9	96,020
SAVANNAH RIVER ECOLOGY LAB	32	3,657,353	30	3,397,125	29	1,293,873	25	1,312,142	34	3,051,034	28	2,339,329
SEA GRANT PROGRAM	2	1,571,471	2	155,858	3	69,066	5	329,820	6	1,217,548	6	137,048
UGARF SR FACULTY RSCH GRANT	14	5,855,050	14	5,855,050	4	580,000	5	1,880,000	15	4,784,726	15	4,784,726
VP OFFICE FOR RESEARCH	7	2,296,120	7	1,946,120	3	246,230	3	246,230	4	394,066	2	293,562
	152	25,835,557	147	28,889,919	173	33,610,165	122	17,639,927	201	35,857,665	149	22,649,326
VP FOR STUDENT AFFAIRS UNITS												
DISABILITY RESOURCE CENTER	0	0	0	0	1	15,021	1	15,021	1	28,380	0	0
FOREST RESOURCES-SA	1	502,880	0	0	0	0	0	0	0	0	0	0
RECREATIONAL SPORTS	1	32,000	1	32,000	2	92,388	2	92,388	1	69,999	1	69,999
STUDENT ACTIVITIES	1	21,700	0	0	1	18,800	1	18,800	0	0	1	17,800
STUDENT ACTIVITIES - PROGRAMS	1	2,700	1	2,700	0	0	0	0	0	0	1	4,002
UNIVERSITY HEALTH CENTER	1	1,708	1	0	0	0	0	0	0	0	0	0
VP OFFICE FOR STUDENT AFFAIRS	4	14,127	4	14,127	1	-196	1	-196	2	202,323	2	202,323
WORK STUDY	0	0	0	900,000	0	0	0	0	0	0	0	0
	9	575,115	7	948,827	5	126,013	5	126,013	4	300,702	5	294,124
GRAND TOTAL	1,840	146,141,248	1,599	117,888,895	1,811	194,925,285	1,464	104,849,476	1,860	168,828,057	1,529	113,854,368

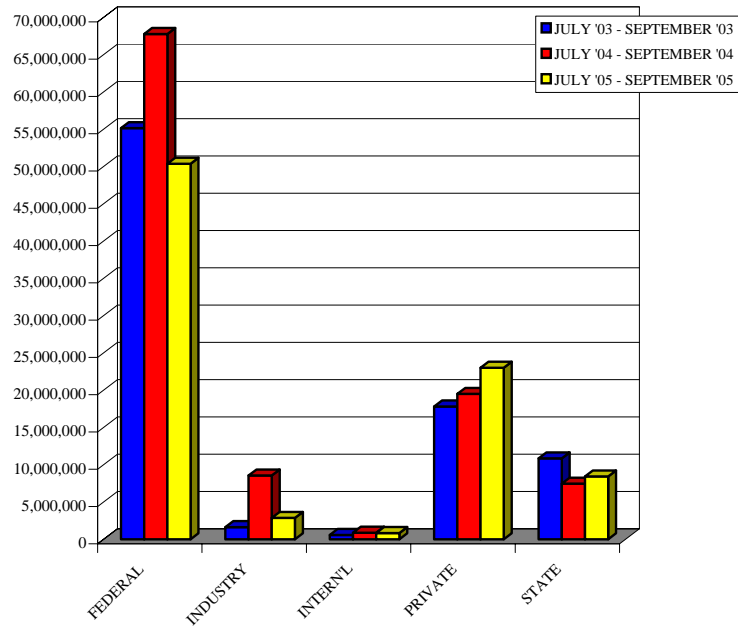
Total Percent Change

Between FY04 & FY05		Between FY04 & FY06		Between FY05 & FY06	
<u>Proposed Amt</u>	<u>Funded Amt</u>	<u>Proposed Amt</u>	<u>Funded Amt</u>	<u>Proposed Amt</u>	<u>Funded Amt</u>
33.38%	-11.06%	15.52%	-3.42%	-13.39%	8.59%

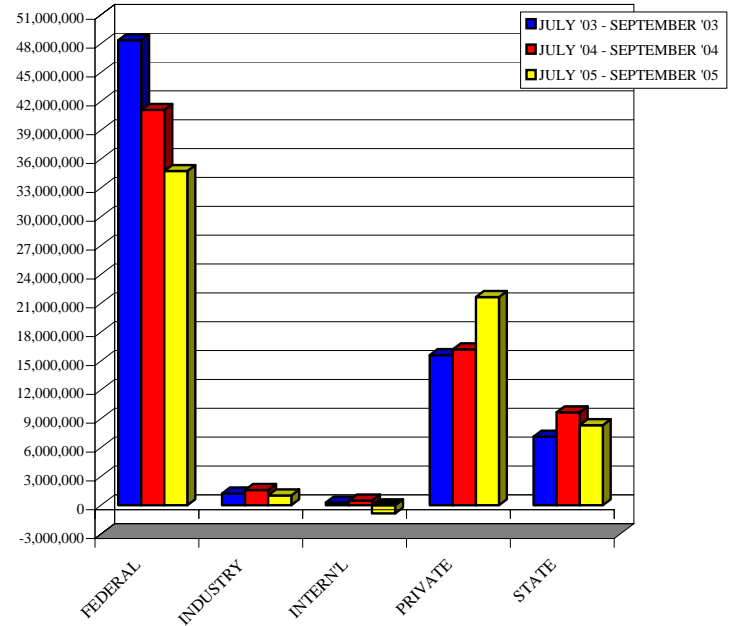
THREE-YEAR COMPARISON BY SPONSOR TYPE FY2004 - FY2006 (First Quarter Only)

SPONSOR TYPE	JULY '03 - SEPTEMBER '03				JULY '04 - SEPTEMBER '04				JULY '05 - SEPTEMBER '05			
	PROP CNT	PROPOSAL AMOUNT	AWD CNT	FUNDED AMOUNT	PROP CNT	PROPOSAL AMOUNT	AWD CNT	FUNDED AMOUNT	PROP CNT	PROPOSAL AMOUNT	AWD CNT	FUNDED AMOUNT
FEDERAL AGENCIES	307	55,141,909	275	48,351,267	310	67,770,290	222	41,111,111	275	50,365,904	216	34,752,397
INDUSTRIAL/CORPORATE	42	1,629,017	29	1,223,133	42	8,550,225	38	1,587,344	46	2,865,673	28	1,027,143
INTERNATIONAL ORGANIZATIONS	13	583,638	6	285,615	11	886,932	8	490,292	11	835,741	5	-848,011
OTHER AGENCIES	551	17,808,544	554	15,612,954	577	19,501,215	543	16,215,769	626	23,000,879	594	21,652,927
STATE AGENCIES	113	10,846,026	118	7,135,470	101	7,459,471	91	9,667,627	77	8,424,618	81	8,329,193
TOTAL SPONOSRED AWARDS	1,026	86,009,134	982	72,608,440	1,041	104,168,133	902	69,072,143	1,035	85,492,815	924	64,913,650

PROPOSAL COMPARISON (GRAPH)



AWARD COMPARISON (GRAPH)

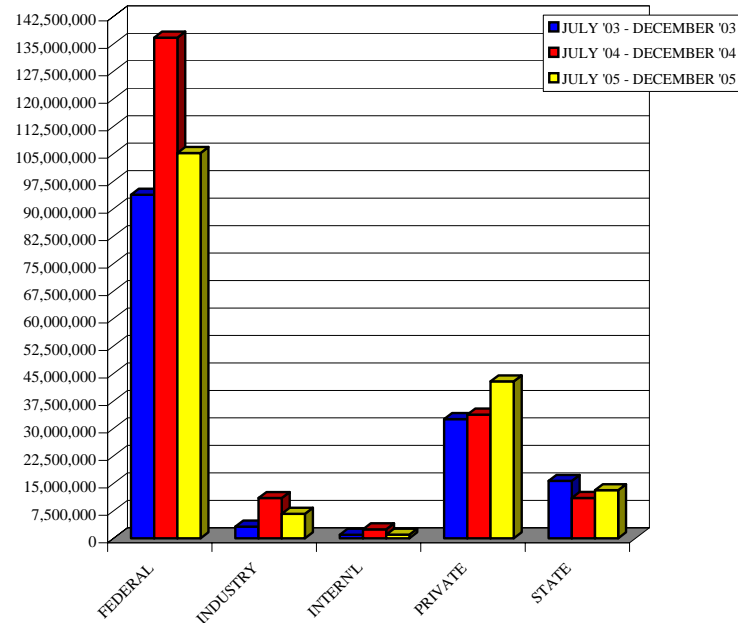


THREE-YEAR COMPARISON BY SPONSOR TYPE

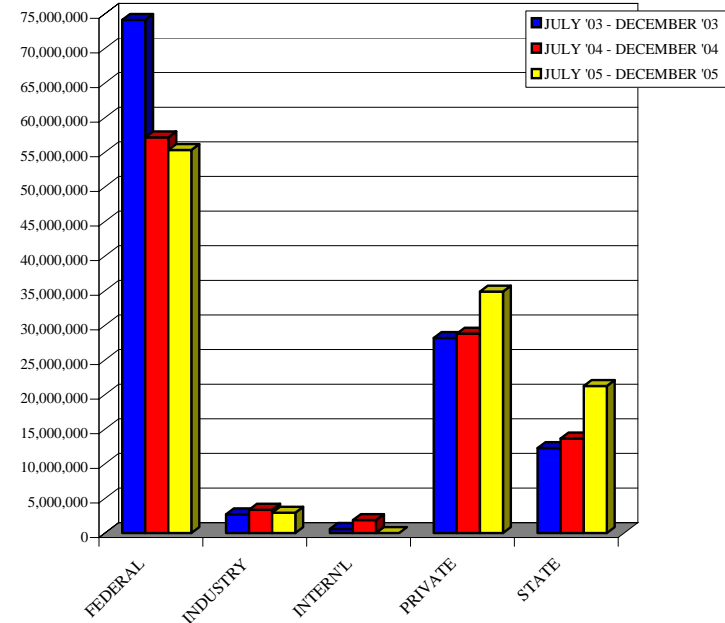
FY2004 - FY2006 (First & Second Quarters)

SPONSOR TYPE	JULY '03 - DECEMBER '03				JULY '04 - DECEMBER '04				JULY '05 - DECEMBER '05			
	PROP	PROPOSAL	AWD	FUNDED	PROP	PROPOSAL	AWD	FUNDED	PROP	PROPOSAL	AWD	FUNDED
	CNT	AMOUNT	CNT	AMOUNT	CNT	AMOUNT	CNT	AMOUNT	CNT	AMOUNT	CNT	AMOUNT
FEDERAL AGENCIES	583	93,779,138	435	74,118,733	576	136,689,155	351	57,154,620	552	105,193,585	368	55,330,471
INDUSTRIAL/CORPORATE	79	3,201,906	63	2,712,248	78	10,982,134	74	3,369,439	89	6,686,341	56	2,934,380
INTERNATIONAL ORGANIZATIONS	25	957,898	12	597,712	24	2,459,506	14	1,873,874	19	982,298	11	-527,802
OTHER AGENCIES	933	32,539,780	867	28,181,236	948	33,773,686	848	28,794,832	1,053	42,832,425	936	34,873,900
STATE AGENCIES	220	15,662,526	222	12,278,966	185	11,020,804	177	13,656,711	147	13,133,408	158	21,243,418
TOTAL SPONOSRED AWARDS	1,840	146,141,248	1,599	117,888,895	1,811	194,925,285	1,464	104,849,476	1,860	168,828,057	1,529	113,854,368

PROPOSAL COMPARISON (GRAPH)



AWARD COMPARISON (GRAPH)

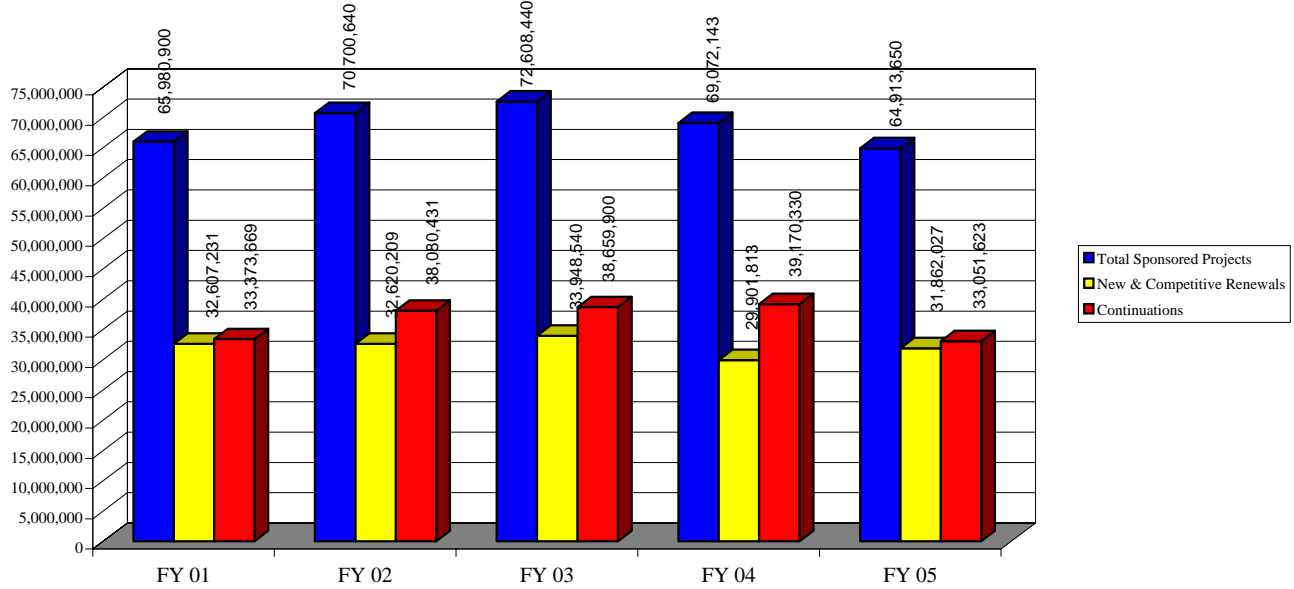


FIVE-YEAR TREND -- AWARDS AND PROPOSALS

FY2002 - FY2006 (First Quarter Only)

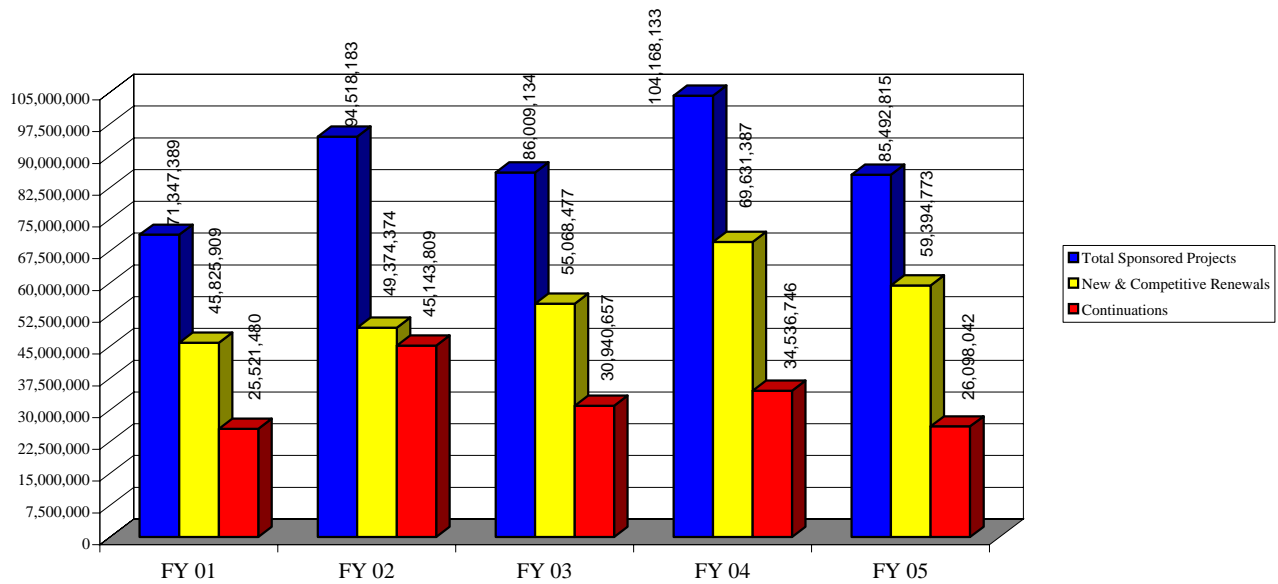
FIVE-YEAR TREND -- TOTAL AWARDS

FY2002 - FY2006 (First Quarter Only)



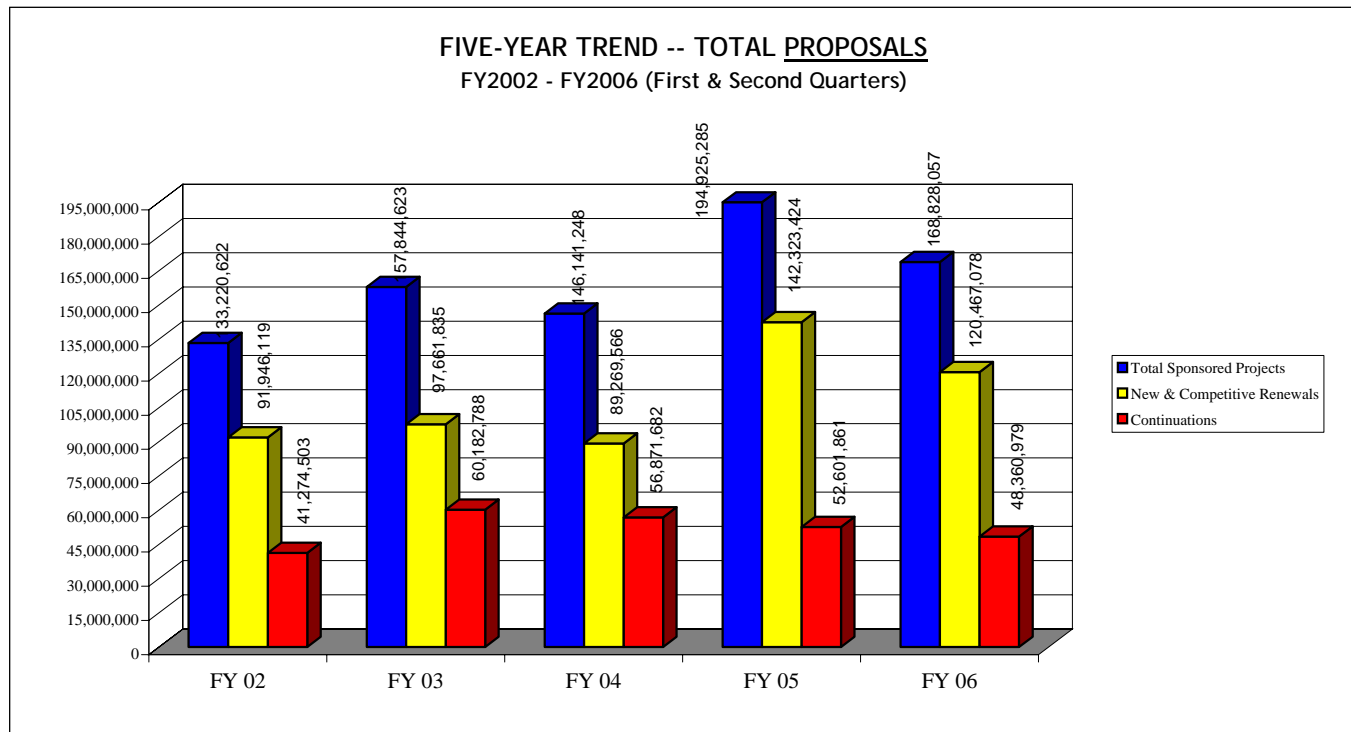
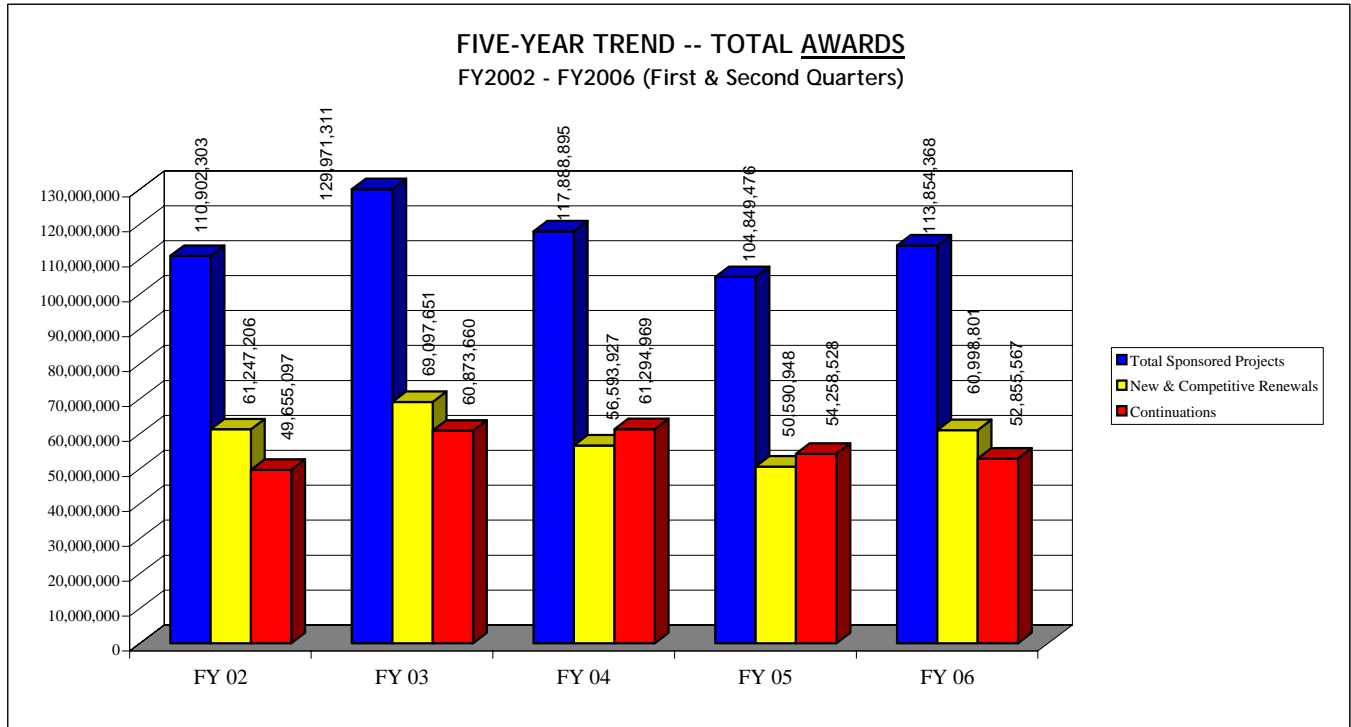
FIVE-YEAR TREND -- TOTAL PROPOSALS

FY2002 - FY2006 (First Quarter Only)



FIVE-YEAR TREND -- AWARDS AND PROPOSALS

FY2002 - FY2006 (First & Second Quarters)



FIVE-YEAR AWARD COMPARISON BY PRIMARY INVESTIGATOR¹

FY 01-02 Through FY 05-06 (First Quarter Only)

PRIMARY INVESTIGATOR	FY 02 AMOUNT	FY 03 AMOUNT	FY 04 AMOUNT	FY 05 AMOUNT	FY 06 AMOUNT
	First Quarter Only				
ADAMS, LAWRENCE ALLAN	0	65,000	369,522	906,583	0
ADAMS, MICHAEL W	181,861	126,761	133,332	494,442	250,000
ADAMS, NIGEL GRAHAM	45,000	200,189	0	0	0
ADAMS, THOMAS TUNSTALL	0	0	0	25,965	-68,000
ADANG, MICHAEL J	201,004	0	80,000	230,000	150,579
ADRIANO, DOMY C	48,450	0	99,906	0	0
AFFOLTER, JAMES M	0	0	0	55,000	0
AKOH, CASIMIR C	0	0	0	0	305,399
ALBER, MERRYL	0	0	0	35,083	0
ALBERSHEIM, PETER	71,914	239,632	0	0	0
ALBERTS, JAMES J	15,436	38,810	74,998	30,242	2
ALEXEEV, VALERY	112,300	0	0	0	0
ALL, JOHN	0	1,000	0	0	0
ALL, JOHN N	0	7,000	-1,000	21,500	2,400
ALLEN JR, DOUGLAS	0	0	0	52,966	98,347
ALLEN, LEWIS R	0	0	0	1,285	-30,697
ALLEN, SHEILA W	0	0	0	595	476,878
ALLINGER, NORMAN L	11,697	0	2,893	7,660	2
ALLISON, JOHN R	0	0	7,500	7,500	0
ALRIDGE, DERRICK P	50,000	0	0	0	0
ALTIZER, SONIA M	0	0	0	0	200,000
ALTMAN, ELLIOT	0	0	0	200,000	-50,000
AMBARTSUMIAN, LEVON	0	0	0	0	15,000
AMES, GLENN C W	0	0	0	0	0
AMMONS, PAUL W	75,000	75,000	0	0	0
AMSTER, I JONATHAN	0	0	205,000	257,600	257,600
ANDERSON, WYATT W	289,794	86,205	90,527	61,696	75,577
ANDRAE, JOHN G	0	0	3,910	6,000	7,820
ANDRESS, ELIZABETH L	0	0	0	0	595,262
ANSEL, HOWARD CARL	4,876	0	0	0	0
ARKIN, GERALD F	153,599	197,688	35,000	52,500	160,934
ARMITAGE, ALLAN M	10,162	14,996	32,267	6,756	13,200
ARMSTRONG, NORRIS A	0	0	0	0	99,285
ARNOLD, JONATHAN	23,000	0	0	499,994	0
ARNOLD, MICHAEL L	96,017	0	5,000	0	0
ASHLEY, GREGORY A	540	0	0	0	0
ATILES, JORGE HORACIO	2,300	2,500	22,044	17,000	0
AULL, LARRY DEAN	2,000	0	0	0	0
AZAIN, MICHAEL J	0	0	15,180	0	0
BACHTEL, DOUGLAS	0	25,000	0	25,000	0
BAILE, CLIFTON A	0	65,539	34,000	20,000	45,540
BAILEY, DERYL F	0	0	10,000	0	0
BAILEY, DOUGLAS A	8,600	4,520	7,100	2,100	8,121
BAKER, FRANCIS TODD	21,452	27,462	0	0	0
BAKER, JEROME F	28,509	33,660	0	0	0
BAKKER, MARK	305,004	274,061	0	0	0
BALDWIN, CHARLES A	66,012	2,148,618	-110,203	0	0
BALDWIN, JOHN A	85,000	85,000	0	0	0
BALES, DIANE W	25,000	0	0	0	0
BAMBER, LINDA S	58,186	41,883	89,568	84,811	39,713
BAR-PELED, MAOR	0	243,000	0	0	0
BAREFIELD, RUSSELL M	81,288	95,607	0	0	0

¹The Amount columns reflect a summary of the actual dollar amount(s) awarded to the principal investigator.

FIVE-YEAR AWARD COMPARISON BY PRIMARY INVESTIGATOR¹

FY 01-02 Through FY 05-06 (First Quarter Only)

PRIMARY INVESTIGATOR	FY 02 AMOUNT	FY 03 AMOUNT	FY 04 AMOUNT	FY 05 AMOUNT	FY 06 AMOUNT
	First Quarter Only				
BARNHART JR, HAROLD M	2,117	2,261	0	0	0
BARRETT, GARY W	23,782	9,773	22,487	10,958	0
BARSANTI, JEANNE A	0	0	0	0	0
BATAL, AMY BETH	0	13,000	10,500	4,025	2,600
BATEMAN, FRED	29,610	37,252	20,090	32,274	13,665
BAUMANN, JAMES F	0	10,000	0	0	0
BAYNES, KAREN BEATRICE	0	50,000	0	184,735	0
BEACH, STEVEN R H	286,016	253,400	253,400	0	1,129,825
BEACH, STEVEN R. H.	0	0	0	20,500	0
BEASLEY, JOHN P	0	25,000	17,500	51,000	14,000
BECK JR, ELWOOD M	0	0	0	0	0
BECK, MICHAEL BRUCE	157,010	172,000	160,038	80,981	176,330
BECK, MICHAEL D	0	0	0	0	239,751
BECKER, LEE B	171,745	0	0	75,000	29,386
BEDNARZ, CRAIG W	56,850	128,140	63,840	439,634	32,350
BELL, WARREN STEPHEN	0	0	0	0	15,000
BELL, WILLIAM C	833,690	0	0	0	0
BENDER, MICHAEL T	283,150	0	194,262	0	0
BENNETT, RODNEY D	0	2,700	2,700	0	0
BENNETZEN, JEFFREY LYNN	0	0	67,529	168,012	145,595
BENSON, DAVID JOHN	0	0	105,000	0	0
BENSON, P GEORGE	212,842	597,900	671,594	421,868	124,788
BENYSHEK, LARRY L	4,003	6,818	0	0	0
BERGSTROM, JOHN	90,000	0	168,000	107,700	3,192
BERISFORD, CHARLES W	67,400	0	52,000	12,000	27,000
BERLIN, OVERTON BRENT	9,894	0	12,000	0	0
BERNARD, JOHN KYLE	16,750	0	15,000	300	0
BERTRAM, KIRK D	0	6,000	0	0	0
BERTRAND, JOSEPH K	52,150	60,000	139,500	155,000	25,000
BERTRAND, PAUL F	6,000	0	5,000	0	0
BERTSCH, GARY K	15,864	82,631	17,458	548,864	24,549
BERTSCH, PAUL M	140,363	2,001,329	236,987	124,505	139,003
BETTINGER, PETER S	0	0	29,450	0	15,000
BEUCHAT, LARRY R	289,005	323,269	4,000	69,794	153,806
BHANDARKAR, SUCHENDRA M	0	280,644	33,300	0	0
BILLARD, LYNNE	0	23,400	0	0	0
BISHOP, DAVID K	0	0	5,800	0	0
BITTNER, JANET S	0	86,100	249,480	0	536,318
BLACK JR, CLANTON C	1,050	0	0	0	0
BLACK, MARSHA C	522,892	0	19,835	25,681	0
BLOUNT, BEN G	0	6,481	17,500	0	0
BOE, BRIAN D	0	0	0	15,230	0
BOERMA, HENRY ROGER	197,347	62,652	15,713	111,142	425,182
BOLING, ANNA DURHAM	105,101	8,932	4,085	318	0
BOONS, GERARDUS JOSEPHUS	90,000	701,780	289,600	322,180	0
BORDERS, BRUCE E	76,000	0	6,000	0	0
BORDNICK, PATRICK S	0	103,871	122,162	42,849	0
BOSTROM, ROBERT P	38,733	41,633	41,675	41,743	43,355
BOUDINOT, FRANK	12,975	0	0	0	0
BOUTON, JOSEPH H	75,714	70,412	-100	3,922	0
BOWEN, JOEL PHILLIP	-7,634	1,715	0	0	0
BOWEN, JOHN M	45,748	0	50,000	0	0
BOWER, DONALD W	184,306	0	46,305	934,300	463,118
BOYANTON, CHARLES E	0	-25,000	0	0	0

FIVE-YEAR AWARD COMPARISON BY PRIMARY INVESTIGATOR¹

FY 01-02 Through FY 05-06 (First Quarter Only)

PRIMARY INVESTIGATOR	FY 02 AMOUNT	FY 03 AMOUNT	FY 04 AMOUNT	FY 05 AMOUNT	FY 06 AMOUNT
First Quarter Only					
BRACKETT, BENJAMIN G	55,925	39,851	2,448	3,242	4
BRAMAN, SUSAN KRISTINE	54,216	2,500	0	0	0
BRAMBLETT, JIMMY	0	100,000	0	0	0
BRANCH, ROBERT C M	0	1,000	0	0	0
BRANCH, WILLIAM D	0	14,636	0	0	0
BRANNEN JR, BARNEY L	4,750	0	0	0	0
BRANNEN, PHILLIP M	0	3,000	34,900	500	7,000
BRENNEMAN, TIMOTHY B	0	21,400	41,000	23,200	24,000
BREWER, PAT B	0	0	75	0	0
BREWIS, ALEXANDRA AVRIL	0	2,990	0	0	0
BRIDGES, DAVID C	0	307,400	305,358	402,532	250,429
BRISBIN JR, I LEHR	0	9,100	0	8,200	0
BRODY, GENE H	23,123	922,949	930,326	723,312	1,491,158
BROOK, GEORGE A	226,463	102,505	36,875	19,411	0
BROOKS, PAUL J	0	37,000	71,200	100,286	176,985
BROSIUS, J PETER	0	0	0	11,490	8,000
BROWN JR, DONALD M	0	0	0	96,000	0
BROWN, CATHY ANN	0	63	0	0	0
BROWN, CORRIE C	39,164	10,250	195,690	299,183	7,784
BROWN, MARK R	50	0	0	0	1,000
BROWN, RONALD HAROLD	7,409	2,877	0	0	0
BROWN, STEVE L	20,150	5,000	29,000	4,000	0
BROWN, STEVEN M	64,000	75,000	66,200	67,500	0
BROWN, VICKY J	0	39,128	46,446	49,915	0
BRUCKNER, JAMES V	15,088	25,000	270,385	20,021	0
BRUDNEY, JEFFREY L	0	0	0	0	26,045
BUCK, JAMES W	122,315	3,000	6,000	25,146	4,500
BUDSBERG, STEVEN C	98,739	26,311	0	0	0
BULLOCK III, CHARLES S	9,565	0	0	0	0
BUNTIN, GEORGE DAVID	50,730	485	1,502	576	397
BURD, ADRIAN BENEDICT	0	91,781	220,241	0	0
BURKE, MACK	0	175,000	175,000	0	0
BURKE, SHANNA	0	75,000	0	0	0
BURPEE, LEON LOUIS	0	15,300	24,100	31,609	45,600
BUSH, PARSHALL B	0	0	11,000	0	21,600
BUTCHART, RONALD E	0	0	0	318,775	0
CABRERA, MIGUEL L	8,000	0	308,500	60,000	0
CAI, HAINI N	178,149	229,105	0	0	0
CAI, WEI-JUN	128,997	8,000	62,555	453,573	0
CALABRIA, ASHLEY	0	0	0	0	15,000
CALDAROLA, NANCY T	0	0	0	0	26,000
CALHOUN, GEORGIA	0	23,278	0	0	0
CALHOUN, GEORGIA B	-4,524	0	0	0	0
CALHOUN, KAREN S	0	0	700	0	0
CAMERON, KENZIE ALYNN	0	25,078	0	0	0
CANERDAY, T DONALD	7,466	0	0	0	0
CANFIELD JR, EARL RODNEY	0	0	0	0	0
CANTARELLA, JASON	0	203,992	0	0	0
CAPOMACCHIA, ANTHONY C	0	194,142	197,907	82,822	2,000
CARLIN MORGAN, KERRY ANN	5,000	0	0	0	0
CARLSON, JON F	144,237	0	0	0	0
CARLSON, RUSSELL W	0	0	0	337,799	60,338
CARR, MARTHA M	134,432	0	0	166,883	162,458
CARREIRA, LIONEL A	0	0	24,770	91,000	91,000

FIVE-YEAR AWARD COMPARISON BY PRIMARY INVESTIGATOR¹

FY 01-02 Through FY 05-06 (First Quarter Only)

PRIMARY INVESTIGATOR	FY 02 AMOUNT	FY 03 AMOUNT	FY 04 AMOUNT	FY 05 AMOUNT	FY 06 AMOUNT
First Quarter Only					
CARROLL, CARL RONALD	8,000	12,000	23,775	8,673	24,000
CARROLL, JOHN P	170,796	62,953	140,621	155,109	129,818
CARROW, ROBERT N	0	49,200	0	0	49,300
CARSWELL, ANDREW THOMAS	0	0	0	0	31,965
CASSIDY, PATRICK DANIEL	0	0	0	0	15,000
CASSITY JR, PRATT W	159,992	6,400	0	38,103	0
CASTENELL, LOUIS ANTHONY	1,944,354	44,650	2,500	1,022,488	49,107
CASTLEBERRY, STEVEN BRYAN	73,000	9,640	10,000	10,000	0
CERVERO, RONALD M	0	0	0	0	-13,779
CHANDRA, SURENDAR	139,838	0	0	0	0
CHANG, CHUNG-JAN	0	5,000	0	6,175	0
CHANG, SHU-MEI	0	0	0	1,000	0
CHASE, PHILIP E	0	1,225	0	0	0
CHEE, PENG WAH	59,250	3,000	0	0	0
CHEN, JIANG	0	0	0	0	0
CHEN, JINRU	0	0	0	75,000	0
CHEN, ZHENBANG	0	0	0	5,000	0
CHILDERS, ERIN E	0	0	13,500	25,080	0
CHINNAN, MANJEET S	33,375	10,000	0	47,100	0
CHISHOLM, MARIE A	0	25,541	257	-87,764	0
CHOI, IKSEON	0	0	97,701	0	0
CHU, CHUNG K	555,814	181,524	164,236	164,075	105,165
CHURCH, HARRIETT G	340,837	359,260	366,445	0	0
CIESZEWSKI, CHRIS J	0	0	147,996	58,000	0
CLANCEY, KEVIN F	9,793	9,221	10,530	0	10,530
CLARK, RICHARD L	0	178,269	30,056	219,048	278,767
CLEMENS, BONNIE	0	0	0	0	27,594
CLEMENTZ, BRETT A	0	75,063	45,122	0	0
CLOUD, JERALDINE N	402,900	0	0	0	0
CLUTTER, MICHAEL LEE	81,197	0	12,000	0	0
COBB, JAMES C	0	40,000	0	0	0
COCHRAN, THOMAS E	30,384	5,000	41,919	72,388	69,999
COFFIELD, JULIE A	0	0	342,756	349,600	349,600
COHEN, ALLAN S	0	0	0	0	61,452
COLANGELO, CARMON	0	7,800	0	0	0
COLE, DANA J	0	0	0	24,952	0
COLEMAN, DAVID C	50,000	77,955	63,430	123,432	0
COLEMAN, THOMAS M	63,245	64,952	64,952	66,963	-2
COLLEY, DANIEL G	7,517	27,734	0	179,125	325,117
COLLINS, BEVERLY S	0	0	0	0	91,462
COMMEYRAS, MICHELLE	49,700	0	0	0	-14
CONDIE, BRIAN G	0	512,025	330,667	289,600	0
CONDIT, CELESTE MICHELE	0	12,742	0	0	26,693
CONDREY, STEPHEN E	0	0	78,400	0	0
CONGDON, JUSTIN D	66,354	0	0	0	0
CONNER, PATRICK JOHN	5,000	0	10,000	0	0
CONROY, MICHAEL J	31,000	30,000	20,000	0	87,418
COOPER, DIANE L	0	0	0	0	9,317
COOPER, ROBERT J	34,500	0	0	0	5,000
CORDONNIER, MICHAEL	540	0	0	0	0
CORN, JOSEPH L	0	0	319,665	200,000	93,183
COTTON, CAROL PHILLIPS	0	0	59,776	0	0
COURTENAY, BRADLEY C	0	0	250,475	0	0
COUVILLON, GARY A	3,686	3,791	0	0	0

FIVE-YEAR AWARD COMPARISON BY PRIMARY INVESTIGATOR¹

FY 01-02 Through FY 05-06 (First Quarter Only)

PRIMARY INVESTIGATOR	FY 02 AMOUNT	FY 03 AMOUNT	FY 04 AMOUNT	FY 05 AMOUNT	FY 06 AMOUNT
First Quarter Only					
COVERT, SARAH F	0	0	0	24,000	9,977
COVICH, ALAN P	0	0	26,250	0	0
COVINGTON, MICHAEL A	0	0	0	0	-1,009,599
COX III, JAMES F	22,645	0	24,183	52,199	8,633
COYLE, CYNTHIA G	0	758,978	9,300	0	500,000
CRAIGE, BETTY JEAN	5,000	0	0	0	0
CRAMER, STEPHEN E	0	388,997	1,281,000	1,263,000	1,563,965
CRASK, MELVIN R	0	0	140,000	0	0
CRESS, MARIE ELAINE	0	0	0	0	12,500
CROW, SUSAN R	0	0	0	0	13,750
CROWELL, WAYNE A	12,380	12,320	9,800	6,010	8,226
CROWLEY, JOHN	0	0	0	0	89,963
CRYSTAL, JONATHON D	0	231,000	181,000	176,180	0
CSINOS, ALEXANDER S	31,500	14,000	48,500	10,000	10,000
CUDE, BRENDA J	789	81,876	0	66,659	0
CULBREATH, ALBERT K	-16,703	25,000	1,000	0	4,000
CULPEPPER, ALFRED STANLEY	1,000	4,000	51,200	424,318	14,500
CUNFER, BARRY M	6,946	647	2,002	6,927	1,056
CUNNINGHAM, DANIS L	5,000	0	0	0	0
CURETON, KIRK J	0	0	0	0	20,465
CZARNOTA, MARK ANDREW	0	0	2,000	0	63,060
DAILEY JR, HARRY A	25,768	32,672	72,353	50,000	0
DALE, NICHOLAS M	12,000	12,000	0	0	0
DALLAS, CHAM E	0	642,842	429,245	209,917	0
DALTON, STEPHEN	0	0	0	30,000	0
DAMIAN, RAYMOND T	20,697	22,879	0	0	0
DANIELS, RICHARD F	64,000	12,000	121,136	0	103,481
DARVILL, ALAN	9,839	80,394	86,407	149,960	945,909
DATTA, SOMNATH	0	15,237	21,040	21,040	0
DATTILO, JOHN P	0	0	34,000	-10,000	0
DAUGHERTY, PATRICIA W	0	0	0	0	4,002
DAVEY, ADAM	0	61,170	-11,991	0	0
DAVIDSON, WILLIAM R	181,000	137,560	0	0	0
DAVIS, RICHARD FREDERICK	4,000	0	0	0	0
DAWE, R KELLY	485,000	510,000	0	1,112,671	1,090,153
DAY, JAMES LADON	3,990	22,160	3,810	450	29,280
DE HASETH, JAMES A	0	0	0	0	34,000
DEAN, JEFFREY F D	0	0	874,827	545,621	0
DECHICCHIS, ALBERT R	225,000	0	0	36,266	37,301
DEEHR, CYNTHIA	10,614	6,666	6,667	0	0
DEJOY, DAVID M	0	0	-8	0	73,600
DEPLANE, KEITH S	200	0	200	20,665	0
DEMPSEY, LAWRENCE STEVEN	0	30,000	0	25,000	0
DENNIS, WILLIAM MICHAEL	0	103,804	10,000	0	0
DEOM, CARL M	0	20,034	5,784	0	0
DERVARTANIAN, DANIEL V	603	625	0	0	1
DEVOS, KATRIEN MARTHA	0	0	0	0	74,804
DICKENS, ERNEST DAVID	363,858	0	10,000	0	0
DICKERSON JR, HARRY W	0	300,000	0	0	0
DIPIRO, JOSEPH T	28,551	69,820	39,400	70,035	-7,372
DIRR, MICHAEL A	-3,000	544	777	420	8,734
DISHMAN, RODNEY K	26,382	70,515	0	0	431,714
DLUHY, RICHARD A	0	193,477	0	0	0
DOCAMPO, ROBERTO	0	0	0	0	57,065

FIVE-YEAR AWARD COMPARISON BY PRIMARY INVESTIGATOR¹

FY 01-02 Through FY 05-06 (First Quarter Only)

PRIMARY INVESTIGATOR	FY 02 AMOUNT	FY 03 AMOUNT	FY 04 AMOUNT	FY 05 AMOUNT	FY 06 AMOUNT
First Quarter Only					
DOLLAR, PATRICE G	0	0	2,500	0	0
DONOVAN, LISA ALAYNE	614	3	17,500	243,578	0
DORE, TIMOTHY	0	0	0	5,000	0
DORFMAN, JEFFREY H	0	9,057	0	0	0
DOUCE, G KEITH	40,000	75,749	40,000	20,000	0
DOUGHERTY, KEITH L	0	0	0	71,453	0
DOVE, CHARLES ROBERT	506	0	0	0	0
DOYLE, J GRIFFIN	193,000	47,000	0	0	0
DOYLE, MICHAEL O	2,260	0	0	0	0
DOYLE, MICHAEL PATRICK	-69,234	43,659	373,159	931,096	122,025
DOZIER, WILLIAM A	30,000	16,750	0	0	0
DUCHARME, LORI	0	0	0	0	99,072
DUCKETT, SUSAN K	0	155,450	0	168,942	162,788
DUDLEY, GARY A	249,350	73,500	425,869	397,511	312,218
DUNCAN, JAMES ROBERT	270	1,537	0	0	0
DUNCAN, MICHAEL A	149,000	224,998	0	103,793	0
DUNCAN, RONNY R	1,017	2,000	0	0	0
DUNNING, ARTHUR N	0	0	0	48,272	0
DURE III, LEON S	5,000	5,000	0	5,000	0
DUSANSKY, RICHARD	34,387	37,804	37,804	35,458	36,289
DUTCHER, JAMES D	7,500	15,000	10,000	13,000	9,500
EASON, MARCUS A	9,232	0	6,350	28,242	7,814
EATON, THOMAS A	-50,935	0	0	0	0
EDWARDS, GAYLEN L	72,400	72,400	0	0	0
EDWARDS, JOHN C	0	-13	0	0	0
EHARDT, CAROLYN L	0	0	5,000	0	11,924
EILAND, WILLIAM U	56,669	15,665	146,095	187,537	254,392
EITEMAN, MARK ANDREW	0	80,118	30,000	0	129,828
EITENMILLER, RONALD R	0	0	153,800	0	0
ELLETT, ALBERTA	343,900	200,000	411,260	582,015	199,716
ELLINGTON, C RONALD	95,839	76,800	81,600	20,563	47,567
ELY, LANE O	0	2,950	2,750	750	1,000
ERGUL, ADVIYE	0	0	0	0	419,920
FAGAN, SUSAN C	0	0	26,717	27,521	27,521
FAIRCHILD, BRIAN DAVID	0	0	0	0	8,750
FARMER, MARK A	0	-65,000	0	0	525
FECHHEIMER, MARCUS	0	0	0	9,412	170,200
FECHO, ROBERT ANTHONY	0	0	5,000	0	0
FELDMAN, STUART	96,890	30,220	0	0	0
FERGUSON, DUNCAN C	58,606	64,823	0	0	0
FERRARA, MICHAEL S	23,805	6,239	19,874	64,336	49,712
FINCHAM, JACK	0	10,000	0	8,900	12,357
FINCHER, CAMERON	0	0	0	0	0
FIRESTONE, EVAN R	20,436	45,000	44,266	40,448	55,503
FIRTH, GERALD R	15	0	0	0	0
FISCHER, JOHN R	111,580	307,560	146,460	194,030	84,340
FISHER, JEFFREY WILLIAM	0	153,674	105,271	86,392	33,000
FISK, AARON THOMAS	0	0	0	0	20,608
FITT, WILLIAM K	5,000	2,200	0	16,823	0
FLETCHER JR, THOMAS DAVID	0	0	2,500	0	0
FLETCHER, STANLEY M	147,000	463,976	70,000	0	0
FLORKOWSKI, WOJCIECH J	0	22,000	0	0	50,540
FONSAH, ESENDUGUE GREG	0	0	0	0	1,000
FORD, CATHERINE ELAINE	0	0	-611	0	0

FIVE-YEAR AWARD COMPARISON BY PRIMARY INVESTIGATOR¹

FY 01-02 Through FY 05-06 (First Quarter Only)

PRIMARY INVESTIGATOR	FY 02 AMOUNT	FY 03 AMOUNT	FY 04 AMOUNT	FY 05 AMOUNT	FY 06 AMOUNT
First Quarter Only					
FORE III, CECIL	0	0	0	0	105,944
FOREHAND, REX L	0	900,000	0	486,833	235,000
FORS, STUART W	13,000	0	131	229,900	68,191
FORSCHLER, BRIAN T	161,700	6,300	15,870	13,000	11,000
FOSTER, MARK R	19,950	333,520	21,450	62,862	21,450
FOUTZ, TIMOTHY LEE	0	3,600	0	0	0
FOWLER, LAURIE A	0	19,930	0	0	0
FRAGASZY, DOROTHY M	125,000	0	12,149	15,000	0
FRANIC, DUSKA M	0	5,000	0	0	0
FRANK, JOSEPH F	35,441	276,451	58,475	0	0
FRANKLIN, CHRISTINE ANNETTE	0	40,000	0	0	0
FRANKLIN, JAMES LEE	0	0	0	0	-1,498
FRAZIER, KENDALL S	0	14,967	0	0	0
FREEMAN, BYRON J	35,000	0	238,262	122,225	68,943
FREER, COBURN	47,262	49,048	74,800	72,156	65,500
FREIMUTH, VICKI S	0	0	0	0	28,326
FRENCH, WARREN A	30,116	29,518	24,958	0	0
FRICK, ANNE LINDSAY	0	3,000	5,721	5,000	0
FROETSCHER, MARK A	0	6,000	4,776	9,000	0
FU, ZHEN	33,000	40,000	0	0	0
FULLER, ALBERTA LORRAINE	0	0	0	1,931	0
GABRIEL, RUSSELL C	1,113,244	1,114,864	1,174,412	609,820	0
GAERTIG, JACEK	0	0	0	80,929	0
GARBER, MELVIN P	0	0	40,000	248,613	32,500
GARBIN, ALBENO	0	0	0	0	0
GARCIA, MARICARMEN	0	0	0	0	48,714
GARDNER, WAYNE A	58,195	53,533	42,000	81,275	58,704
GARNER, JOSEPH C	0	1,500	0	31,002	28,579
GARRISON, ERVAN G	23,533	2,600	13,500	0	22,700
GASCHO, GARY J	41,995	2,000	50,000	0	0
GASKIN, JULIA WEBB	0	0	0	0	32,137
GAST, DAVID L	0	0	0	299,591	0
GATES, KEITH W	0	24,000	100	0	0
GATEWOOD, ROBERT D	8,500	10,550	8,500	0	16,123
GELLER, MICHAEL RAY	0	0	80,000	0	0
GIBBONS, J WHITFIELD	70,677	124,757	119,080	72,738	43,083
GIRAUDO, SILVIA Q	0	181,000	0	0	0
GITAITIS, RONALD D	0	0	0	0	8,500
GLASER, BRIAN A	0	0	15,500	0	16,600
GLENN, TRAVIS C	0	0	0	7,013	0
GLISSON, JOHN R	5,285	4,908	4,455	158,241	242,538
GODT, MARY JO WIERMAA	0	-5,781	0	0	0
GOLD, SCOTT E	0	0	290,000	0	0
GOLDSTEIN, SUSAN T	0	0	0	0	0
GOODIE, ADAM S	0	0	0	0	110,400
GOWATY, PATRICIA ADAIR	0	0	0	30,000	0
GRAGSON, THEODORE L	0	0	12,766	180,700	40,000
GRAHAM, RICHARD MARTIN	8,415	10,000	10,000	0	10,000
GRANVILLE, ANDREW J	97,884	0	0	0	0
GRASSO, MAUREEN	0	0	392,000	30,000	108,424
GRATZEK, JOHN B	7,089	16,156	0	0	0
GRAVES, WILLIAM M	0	0	3,086	0	0
GREEN, GARY TERENCE	0	0	99,500	0	17,160
GREGORY, CHRISTOPHER	0	0	0	77	83

FIVE-YEAR AWARD COMPARISON BY PRIMARY INVESTIGATOR¹

FY 01-02 Through FY 05-06 (First Quarter Only)

PRIMARY INVESTIGATOR	FY 02 AMOUNT	FY 03 AMOUNT	FY 04 AMOUNT	FY 05 AMOUNT	FY 06 AMOUNT
	First Quarter Only				
GREY, TIMOTHY LANE	0	10,100	4,666	0	0
GRIDER, ARTHUR	0	0	0	0	5,400
GROSSMAN, GARY DAVID	15,435	117,502	0	-7,034	0
GROVER, RAJIV	45,128	39,724	39,944	50,763	37,363
GUILLEBEAU, LEE P	0	20,588	2,983	11,075	17,822
GUO, BAOZHU	0	0	28,000	6,000	0
GUSTAVSON, SANDRA G	140,100	344,515	11,875	112,037	115,874
HAHN, MICHAEL G	0	8,668	0	1,011,116	977,552
HAIRE, SUSAN B	0	0	115,632	0	0
HALL, DANIEL B	0	0	20,233	0	0
HALL, JOAN KELLY	0	0	99,204	0	0
HALL, MELVIN R	465	2,050	0	0	0
HALPER, JAROSLAVA T	42,737	0	0	0	0
HAMILTON, ROBERT D	0	73,000	11,000	5,950	0
HAMMOND JR, BILLY R	0	0	0	2,100	0
HAMRICK III, JAMES L	96,528	166,026	114,555	21,869	737
HANNA, WAYNE W	27,650	20,752	57,735	5,500	10,008
HANNAFIN, MICHAEL	0	0	123,176	37,099	20,468
HANULA, GAIL M	10,076	0	2,067,233	0	0
HAPPEK, UWE	0	30,000	0	40,000	0
HARDIN, IAN R	40,134	1,843	5,000	45,800	0
HARDING, JAMES L	4,087	3,959	0	0	0
HARGIS, JERRY L	24,359	20,681	0	0	0
HARGROVE, JAMES LEE	0	0	22,000	0	0
HARMON, BARRY G	0	63	0	0	0
HARNISH, DOROTHY	0	2,523,316	0	472,760	719,929
HARRELL, SUSAN J	105,150	701	0	0	0
HARRIS, RUTH B	239,408	0	0	1,961	0
HARRISON, JUDY A	0	0	0	0	20,000
HARRISON, KERRY A	0	0	7,000	0	0
HARTEL, PETER G	0	0	0	129,994	0
HARTLE, DIANE K	0	0	0	164,000	28,800
HARTMANN, KATRIN	50,817	0	0	0	0
HAY, KENNETH E	271,185	264,540	189,045	0	0
HAYES, HARRY W	0	0	16,450	0	0
HEALD, PAUL J	0	76,860	0	0	0
HEMMER, DAVID J	1,500	0	0	0	0
HENDRICK JR, RONALD L	0	0	0	50,000	0
HENDRIX, PAUL F	4,920	0	10,000	0	0
HENSLEY, S FRANCES	10,000	0	0	1,233,884	0
HERREN, RAY V	0	0	0	0	22,000
HERRMAN, MARGARET S	136	0	13,158	0	0
HERZ, NORMAN	5,000	0	0	0	0
HERZOG, GARY A	52,000	388	0	0	0
HICKEY, DANIEL T	158,062	0	71,316	90,181	-576
HILL, GARY MARTIN	0	31,000	30,500	0	0
HILL, JANETTE R	0	0	0	0	47,539
HILL, MARILYN	0	0	0	0	2,400
HILL, MARY LOUISE	0	0	0	0	175,000
HILL, NICHOLAS S	208	167	3,166	14,967	168
HILL, ROGER BRIAN	22,552	0	0	0	0
HILLIARD, JIMMY E	0	0	39,494	0	0
HILTON, HOWARD N	0	4,969	0	0	0
HINES II, MURRAY E	0	0	99,102	50,085	0

FIVE-YEAR AWARD COMPARISON BY PRIMARY INVESTIGATOR¹

FY 01-02 Through FY 05-06 (First Quarter Only)

PRIMARY INVESTIGATOR	FY 02 AMOUNT	FY 03 AMOUNT	FY 04 AMOUNT	FY 05 AMOUNT	FY 06 AMOUNT
	First Quarter Only				
HINKLE, NANCY C	0	0	43,695	300	1,000
HOBODY-HENDERSON, KAREN C	81,856	0	0	0	0
HODSON, ROBERT E	30,389	27,715	0	0	0
HOENIG, MARGARETHE E	25,040	-50,203	0	0	0
HOFACRE, CHARLES L	0	0	19,258	0	0
HOFER, CHARLES W	29,750	0	0	16,950	0
HOGAN, ROBERT JEFF	0	0	0	0	386,322
HOGUE, JOHN	0	0	0	51,065	43,005
HOHMANN, ANDREA G	72,400	101,457	171,605	177,721	9,936
HOLBROOK, C C	0	0	0	20,000	18,000
HOLLAND, THOMAS P	21,000	13,138	0	0	-253
HOLLIBAUGH, JAMES T	340,097	144,167	45,000	69,694	15,000
HOLLOWAY, STEVEN R	0	0	0	115,954	10,236
HOLMES, CHARLES T	40,932	0	0	0	0
HOLMES, WILLIAM F	8,000	27,000	4,000	0	0
HOOGENBOOM, GERRIT	6,180	11,680	23,000	903,561	-12,360
HOOVER, TIMOTHY R	0	325,000	0	0	0
HORNE, ARTHUR M	0	0	1,092,850	248,525	125,931
HORTON, DAN L	44,808	18,000	5,000	4,000	94,000
HORTON, GERALD T	10,000	10,324	15,486	10,425	10,634
HOWERTH, ELIZABETH W	7,422	0	0	0	0
HOYT, ROBERT E	0	0	12,600	0	5,517
HSU, HUI-CHIN	0	72,400	0	0	0
HUA, GANG	0	0	0	0	0
HUANG, YAO-WEN	0	0	0	35,000	0
HUBBARD, WILLIAM G	37,000	65,000	48,497	189,530	256,000
HUBBELL, STEPHEN P	465,764	79,737	0	0	141,213
HUDSON III, WILLIAM G	2,500	0	0	2,012	0
HUMMER, TERRY R	0	8,000	0	0	0
HUMPHREYS, JEFFREY MATTHEW	0	32,829	90,000	72,953	48,018
HUNG, YEN-CON	96,867	4,896	22,500	390,203	9,200
HUNTER, MARK D	651	0	47,604	0	0
HURLEY, DAVID JOHN	50,000	0	0	6,119	76,304
HUSEMAN, RICHARD C	54,386	57,364	51,976	51,811	27,489
HUSSEY, RICHARD S	-88,521	267	205,011	7,693	15,154
INSOCE, JOHN C	0	0	0	12,600	15,000
IRWIN, REBECCA E	0	64,203	0	374,912	0
JACKSON JR, THOMAS H	0	0	0	12,126	23,327
JACKSON, BEN D	22,511	0	0	0	7,500
JACKSON, C RHETT	0	22,159	22,276	16,000	0
JAGOE, CHARLES H	0	0	68,148	0	0
JASKYTE, KRISTINA	0	0	224,925	0	0
JAWORSKI, ALAN J	0	0	0	0	10,530
JENKINS, TRACIE M	0	0	0	5,150	10,000
JENNINGS, CECIL A	238,974	176,926	20,000	54,265	20,000
JOHNSON III, WILEY C	0	107,000	0	0	0
JOHNSON, JERRY W	3,162	2,102	17,559	40,273	1,717
JOHNSON, JOHN T	0	15,500	0	0	0
JOHNSON, MARY ANN	34,051	0	0	67,037	0
JOHNSON, MICHAEL K	8,401	0	0	0	0
JONES, KAREN H	156,316	157,705	0	0	0
JONES, LAWRENCE F	1,350,000	0	0	0	0
JONES, RICHARD D	10,000	0	0	0	0
JONES, SCOTT A	0	0	0	57,252	42,576

FIVE-YEAR AWARD COMPARISON BY PRIMARY INVESTIGATOR¹

FY 01-02 Through FY 05-06 (First Quarter Only)

PRIMARY INVESTIGATOR	FY 02 AMOUNT	FY 03 AMOUNT	FY 04 AMOUNT	FY 05 AMOUNT	FY 06 AMOUNT
First Quarter Only					
JONES, TONIA	0	0	0	0	366,445
JORDAN, JEFFREY L	5,614	11,857	11,591	11,574	0
JORGENSEN, PETER A	0	9,000	0	0	0
JOST, PHILIP H	0	0	7,000	5,000	92,700
JOYE, SAMANTHA B	111,673	0	0	0	251,975
JURAT FUENTES, JUAN LUIS	0	0	0	0	0
KALIVODA, KAREN S	0	113	0	0	0
KAMPHAUS, RANDY W	13,140	21,927	0	0	0
KANEMASU, EDWARD T	48,104	49,626	55,646	106,189	77,117
KARLS, ANNA CECILIA	100,000	0	0	29,677	29,677
KARLS, RUSSELL KENNETH	0	0	0	17,500	0
KARNOK, KEITH J	7,250	0	15,370	31,300	0
KASTNER, JAMES R	0	0	0	0	35,040
KAZEZ, WILLIAM H	0	0	0	108,000	0
KEITH, CHARLES H	0	0	0	299,716	0
KELLOUGH, J EDWARD	0	0	19,000	24,000	0
KEMERAIT JR, ROBERT C	0	10,000	12,400	14,000	54,625
KENNEDY, GILES W	442,579	560,132	361,800	199,666	318,198
KERR, WILLIAM L	0	0	1,072	1,308	276,000
KEY, JOE L	345,881	0	0	0	0
KHERSONSKY, JULIA A	0	0	0	0	156,355
KHRIPUNOV, IGOR	0	290,000	31,362	337,960	121,961
KIGHTLINGER, KEITH	15,000	15,000	15,000	0	0
KINDER, JACQUELYN S	0	0	1,708	-196	0
KIPREOS, EDWARD T	800,000	0	0	0	0
KISAALITA, WILLIAM S	0	80,984	0	0	104,451
KISSINGER, JESSICA	0	8,500	0	201,239	0
KLEIBER, DOUGLAS A	4,000	16,109	0	4,734	0
KLEIBER, PAMELA B	0	0	0	0	2,050
KLEVEN, STANLEY H	15,040	653,868	38,940	22,897	84,096
KNAPP, STEVEN J	0	0	0	155,819	269,512
KNAUFT, DAVID ALAN	0	0	0	0	559,287
KOBALLA JR, THOMAS R	0	0	50,000	0	0
KOCHERT, GARY D	0	0	0	0	0
KOLOMER, STACEY R	0	29,743	0	0	0
KORNACKI, JEFFREY L	18,440	0	0	0	0
KOTZAN, JEFFREY A	0	7,500	0	0	0
KOWALEWSKI, STEPHEN A	3,667	13,972	0	0	0
KRAMER, ELIZABETH A	164,000	32,445	77,549	8,500	31,961
KRAUSE, DUNCAN C	0	239,375	0	12,000	0
KRETZSCHMAR JR, WILLIAM A	9,210	61,834	0	27,000	9,879
KREWER, GERARD W	3,000	0	0	0	0
KROPF, NANCY P	594	2	9	18,640	14,027
KRUNKOSKY, THOMAS M	0	0	0	92,975	-24,089
KUHNERT, KARL W	0	37,500	19,500	7,900	78,907
KUNDELL, JAMES E	55,575	100,000	19,500	16,127	0
KURTZ, HILDA	0	0	0	11,630	0
KUSHNER, SIDNEY R	303,699	306,003	328,651	331,200	331,200
KUTAL, CHARLES R	83,944	26,159	0	0	0
KVIEN, CRAIG K	157,140	711,114	689,132	605,509	202,625
LACY, MICHAEL P	0	15,732	13,959	7,169	0
LAI, MING-JUN	0	0	114,201	18,000	0
LAING, EMMA E	0	0	0	57,000	0
LANDAU, DAVID P	52,000	15,000	82,302	125,526	76,268

FIVE-YEAR AWARD COMPARISON BY PRIMARY INVESTIGATOR¹

FY 01-02 Through FY 05-06 (First Quarter Only)

PRIMARY INVESTIGATOR	FY 02 AMOUNT	FY 03 AMOUNT	FY 04 AMOUNT	FY 05 AMOUNT	FY 06 AMOUNT
	First Quarter Only				
LANDRUM, THOMAS S	0	0	1,000	0	0
LANDRY JR, GILBERT W	0	1,800	0	0	338,612
LANEHART, SONJA L	0	0	6,726	12,000	0
LANGONE JR, JOHN	0	0	0	0	477,261
LANGSTON JR, DAVID B	7,500	1,500	12,500	4,000	0
LANIER, LANNIE LOVETT	0	0	0	0	31,839
LANZILOTTA, WILLIAM N	0	0	0	55,000	0
LARISCY, RUTH ANN	0	0	0	0	1,000
LARSON, EDWARD J	0	609	0	0	0
LASTRAPES, WILLIAM D	0	0	0	5,756	5,303
LATIMER, KENNETH S	0	0	0	929	767
LAUBER, ERICK	0	50,000	0	0	0
LAUDERDALE, JAMES D	0	0	0	0	50,000
LAUTH, THOMAS P	1,268	0	0	1,816	5,394
LAW, S EDWARD	0	615	1,138	2,508	1
LEASE, A MICHELLE	0	0	0	20,000	0
LECLERC, MONIQUE Y	35,000	368,965	20,655	200,976	271,068
LEDBETTER, JAMES G	0	257	0	0	590,085
LEE, DWIGHT R	33,000	32,500	35,000	22,288	23,812
LEE, MARGIE D	194,750	200,593	0	0	0
LEE, R DEWEY	2,750	60,000	1,800	67,000	60,000
LEGAULT, PASCALE	131,269	132,703	0	0	0
LEIGH, DAVID S	5,205	0	0	17,172	17,000
LEIGH, THOMAS W	58,174	54,036	63,755	49,264	70,848
LEVERY, STEVEN B	0	0	-13,806	0	0
LEWIS III, A JEFFERSON	50,505	125,868	76,034	105,133	107,110
LEWIS, RICHARD D	193,580	0	0	-60,120	0
LINDSTROM JR, ORVILLE M	1,000	1,000	1,250	0	0
LIPP, ERIN K	0	0	99,923	50,000	0
LITTLE, SUSAN D	0	0	0	0	50,000
LITTLE, SUSAN E	0	0	900,000	0	0
LJUNGDAHL, LARS G	45,641	17,906	0	0	0
LOCKHART, LETTIE L	2,003,890	1,359,348	1,580,261	1,301,112	1,575,377
LOGAN JR, HENRY H	26,745	18,389	30,980	590	24,411
LONGMAN, STANLEY V	0	1,176	0	0	0
LORENZINI, DINO J	56,748	0	0	0	0
LOVELL, C A KNOX	42,113	36,155	34,343	29,005	50,655
LOWE, DONALD ROBERT	0	0	0	8,591	24,547
LOWENTHAL, DAVID K	0	75,000	0	164,152	0
LU, D ROBERT	15,000	6,000	6,000	0	0
LUSK, MARK W	0	0	0	39,750	5,968
LYDA, FREDERICK M	0	0	0	2,000	0
LYNCH, RICHARD L	0	420,376	0	0	0
LYNCH, ROBERT E	0	3,000	0	0	0
MACE JR, ARNETT C	906,080	996,546	761,762	608,693	656,566
MADDEN, MARGUERITE	0	0	0	243,263	0
MADEO, SILVIA A	0	0	41,089	0	0
MAGNANI, LORIS ALBERTO	-2,000	0	0	0	0
MAHAFFEY, EDWARD A	80,000	119,805	29,336	16,611	-1,812
MAHAN, ROBERT P	30,000	0	0	0	0
MAIER, ROBERT J	274,060	132,516	218,472	73,600	0
MAJETICH, GEORGE F	0	0	0	0	130,000
MALMBERG, RUSSELL L	109,000	110,000	0	0	0
MANER, EDWIN GORDON	776,785	0	0	0	0

FIVE-YEAR AWARD COMPARISON BY PRIMARY INVESTIGATOR¹

FY 01-02 Through FY 05-06 (First Quarter Only)

PRIMARY INVESTIGATOR	FY 02 AMOUNT	FY 03 AMOUNT	FY 04 AMOUNT	FY 05 AMOUNT	FY 06 AMOUNT
	First Quarter Only				
MARABLE, F GEORGE	151,221	119,231	5,162	2,922	98,799
MARABLE, NINA	0	0	0	0	0
MARKEWITZ, DANIEL	16,463	66,150	119,909	0	164,261
MARKS, HENRY L	1,261	841	0	0	0
MARSH, JOAN E	0	0	0	273,409	402,067
MARTIN, LAMAR G	87,506	0	0	0	0
MARTIN, ROY P	6,924	12,221	0	0	0
MARTIN, SCOTT A	8,886	0	0	0	0
MATIC, GORDANA	28,670	34,121	0	103,769	0
MATTHEWS, D ERIC	0	78,000	115,200	74,361	194,406
MAURER, JOHN J	0	2,970	0	0	890,000
MAURICIO, RODNEY	0	0	8,100	0	0
MAY, OSCAR LLOYD	50,436	30,900	11,200	4,550	0
MAYHEW, STEWART	0	170,102	189,911	0	0
MCCALL, JOHN W	16,694	24,973	0	0	422,240
MCCORMICK, LAURA K	27,000	27,000	0	0	0
MCCORMICK, WILLIAM C	0	0	23,000	24,000	0
MCCRORY, CLINTON G	0	0	0	524,666	0
MCCULLY, KEVIN K	118,556	242,899	0	0	0
MCDONALD, JOHN F	164,989	177,853	0	2,000	0
MCDOUGALD, LARRY R	37,500	1,298	0	9,431	5,000
MCDOWELL, JENNIFER E	0	50,000	117,213	122,414	124,467
MCDUFFIE, CHARLES H	0	0	0	5,000	0
MCEACHERN, MICHAEL J	224,440	944,440	224,440	224,440	0
MCGRRAW, ROYAL A	8,271	4,091	2,449	3,242	2
MCHUGH, JOSEPH V	15,799	5,000	5,000	0	0
MCKILLIP, WILLIAM D	9,926	13,435	0	0	0
MCLAUGHLIN, PHILLIP J	0	167,400	0	0	0
MCLELLAN, DONALD L	0	196	0	0	0
MCPHERSON, ROBERT M	27,300	8,333	41,030	5,500	4,500
MCWATTERS, SUSAN K	0	0	50,000	0	0
MEAD, DANIEL G	0	46,336	0	-10,006	315,000
MEAGHER, RICHARD B	277,795	240,344	0	150,000	150,000
MECKLENBURG, ROY A	6,291	0	0	0	0
MEENTEMEYER, VERNON	0	0	13,462	0	0
MEILE, CHRISTOF D	0	0	0	0	46,697
MELTZER, RICHARD S	1,000	1,000	79,680	1,000	0
MENGAK, MICHAEL THOMAS	0	2,000	8,250	0	0
MENSA-WILMOT, KOJO ANZAH	236,311	72,400	72,400	0	0
MERKLE, SCOTT A	0	0	50,000	0	131,458
MEYER, HENNING HORST H	124,605	0	0	0	0
MEYER, JUDITH L	0	0	0	4,905	0
MEYER, MARY C	0	68,367	0	0	0
MEYERS, J MICHAEL	0	0	0	0	32,782
MIDDLEBROOKS, CAROLE	0	0	0	0	200,000
MILFORD, RICHARD L	361,724	0	45,493	0	0
MILLER, DORIS MARIE	0	1,342,636	-68,873	96,000	1
MILLER, KARL V	666	666	194,499	1,000	49,000
MILLER, LLOYD STEPHEN	0	6,270	0	0	0
MILLER, PATRICIA	0	300	0	0	0
MILLER, WILLIAM LYNN	0	0	0	13,161	20,329
MILLS JR, DAVID P	0	34,200	0	12,375	0
MILLS, GARY L	40,291	0	0	0	0
MILLS, HELEN H	0	212,900	0	0	0

FIVE-YEAR AWARD COMPARISON BY PRIMARY INVESTIGATOR¹

FY 01-02 Through FY 05-06 (First Quarter Only)

PRIMARY INVESTIGATOR	FY 02 AMOUNT	FY 03 AMOUNT	FY 04 AMOUNT	FY 05 AMOUNT	FY 06 AMOUNT
	First Quarter Only				
MISZTAL, IGNACY	99,200	54,800	108,000	0	0
MITCHELL, ELAINE K	200,047	110,180	37,740	70,660	127,542
MOHNEN, DEBRA	0	0	407,955	0	51,835
MOMANY, MICHELLE	9,628	115,000	0	0	0
MON, KIN KEUNG	0	22,000	0	24,500	0
MOORE, J MICHAEL	10,000	0	0	4,300	0
MOORE, JAMES N	163,464	108,400	185,932	862	134,022
MOORE, JULIE MARIELLE	308,108	324,043	0	0	0
MORAN, MARY A	882,593	56,386	70,880	115,861	0
MOREHEAD, JERE W	0	47,049	44,266	17,935	10,335
MOREMEN, KELLEY W	0	408,293	0	394,857	0
MORGAN, ROBERT N	0	3,000	0	0	0
MORRIS, LAWRENCE A	8,250	0	0	42,000	0
MORRIS, LIBBY V	0	120,000	0	0	0
MORRISON, DARREL	22,061	15,802	0	16,960	0
MOSHI, LIOBA	168,435	151,818	173,763	312,919	99,840
MOTE, THOMAS L	0	0	0	30,243	53,000
MRAZEK, JAN	0	0	0	0	73,000
MULLIS, REBECCA MCNEILL	26,910	29,426	0	42,000	30,000
MUNNELL, JOHN F	376	11	0	0	0
MURPHY, TIMOTHY R	36,250	58,350	32,300	92,850	33,450
MURRAY, THOMAS F	143,801	150,772	129,936	133,962	40,792
MURRY, VELMA MCBRIDE	715,673	675,882	636,820	681,177	0
NACKERUD, LARRY G	0	10,000	47,260	0	1,255
NAEHER, LUKE PETER	39,296	19,467	41,000	50,070	3,173
NAIR, VASU	0	17,406	176,429	156,308	0
NAIRN III, CAMPBELL JOSEPH	0	0	0	0	7,000
NATHANI, SUNEETI	0	0	0	85,139	0
NEAL, ANDREW L	0	0	15,181	0	0
NEIDLE, ELLEN LEE	190,329	309,867	0	0	264,593
NESBIT, RYAN A	205,000	0	100,000	0	1,678,381
NESMITH, D SCOTT	0	0	0	0	5,000
NESTOR, ROBERT I	186	225	60	323	180
NETTLES JR, VICTOR F	5,667	6,720	2,326	968	0
NEWCOMB, HORACE	0	-21	178	452	131
NEWMAN, DAVID H	20,000	22,425	82,000	30,000	657
NEWTON, GEORGE LARRY	11,772	1,291	0	645	1
NICHOLS-ENGLISH, GLORIA J	39,945	41,541	0	0	0
NICKERSON, STEPHEN C	0	0	0	645	2
NICKOLS, SHARON YVONNE	182,554	258,945	283,156	151,703	80,430
NIEMI JR, ALBERT W	132,753	112,335	118,734	177,124	120,633
NIST, SHERRIE	1,013,936	796,576	1,092,004	0	727,362
NOAKES, JOHN E	0	0	81,391	0	0
NOBLET, RAYMOND	12,553	22,405	55,000	6,000	13,600
NORTHROP, DOUGLAS TAYLOR	0	40,000	0	0	0
NUTE JR, DONALD E	0	9,990	10,847	0	0
NZENGUNG, VALENTINE ASONGU	0	0	0	0	13,000
OCONNOR, PATRICK J	0	0	0	0	339,653
OIE, SVEIN	0	0	27,700	38,535	35,287
OLIEN, MICHAEL D	0	0	0	0	0
OLIVER JR, JOHN E	12,504	10,273	11,451	0	0
OLMAN, VICTOR	0	0	0	100,000	0
OLSON, REBECCA M	960	700	895	780	0
ORCHARD, KAREN K	0	0	0	0	0

FIVE-YEAR AWARD COMPARISON BY PRIMARY INVESTIGATOR¹

FY 01-02 Through FY 05-06 (First Quarter Only)

PRIMARY INVESTIGATOR	FY 02 AMOUNT	FY 03 AMOUNT	FY 04 AMOUNT	FY 05 AMOUNT	FY 06 AMOUNT
First Quarter Only					
OREY III, MICHAEL A	0	0	22,217	60,478	92,666
ORLANDO, RONALD C	-1,313	0	0	0	0
ORPINAS, PAMELA K	0	115,000	115,000	0	2,250,000
ORR, PATSY M	-492,716	798,016	169,019	120,237	524,850
ORRILL, CHANDRA H	0	0	0	15,000	0
ORTEGA, YNES ROSA	103,125	0	0	0	0
OZBURN, WILLIAM M	500	1,500	0	0	0
OZIAS-AKINS, PEGGY	68,250	148,660	80,000	8,000	0
PADILLA, MICHAEL J	15,000	0	-644,116	237,464	1,347,295
PAISLEY, PAMELA O	2,865	45	1	0	-1
PALMARINI, MASSIMO	0	0	109,202	0	0
PANDIT, KAVITA	0	0	12,000	0	0
PARK, HAN S	9,771	49,051	35,808	41,296	5,000
PARKER, HUBERT B	109,451	0	0	0	0
PARKER, KATHLEEN C	0	98,416	0	0	0
PARROTT, WAYNE ALLEN	0	180,000	0	44,999	0
PATEL, GORDHAN L	857,221	250,061	1,575,206	1,780,688	4
PATERSON, ANDREW H	582,581	165,285	1,340,523	323,760	213,179
PAVLAK, THOMAS JAMES	130,695	505,796	135,537	14,800	0
PAYNE, DAVID A	1,399,750	0	0	0	0
PAYTON, FREDERICK V	153	0	0	0	0
PEACOCK, TIMOTHY L	93	0	0	0	0
PECK JR, HARRY D	0	0	0	0	0
PELLETIER, S WILLIAM	0	500	0	0	0
PENCE, SHELLEY HOOKS	0	0	0	0	49,000
PENNINGS, STEVEN C	95,435	0	0	0	0
PEREZ, CARLOS A	2,400,000	2,290,719	0	0	0
PERONI, JOHN F	0	52,734	117,000	0	0
PERRI III, MATTHEW	0	0	0	7,500	7,500
PERRY, CALVIN DEVON	0	0	25,000	501,850	0
PESTI, DENISE A	0	0	0	77	83
PESTI, GENE M	0	4,000	0	0	0
PETERS, PEGGY J	0	2,142	0	0	0
PETERSON JR, DOUGLAS L	99,900	0	0	140,600	35,000
PETERSON, CHRIS J	53,493	17	164	3,480	0
PETERSON, JAMES T	37,049	232,032	26,500	0	22,000
PETERSON, JOY	0	0	34,000	0	0
PHELPS, ROSEMARY ELAINE	1,000	0	0	0	0
PHILLIPS, DANIEL V	452	267	2,506	52,846	38,196
PHILLIPS, ROBERT DIXON	75,624	0	145,239	0	49,735
PHILLIPS, ROBERT S	191,136	2,000	191,136	64,768	38,760
PIERCE, JAMES MICHAEL	249,609	519,210	1,731,647	97,784	1,366,798
PITTMAN, ROY	4,000	10,000	0	14,000	0
POCKNEE, STUART	0	0	3,000	0	15,000
PONSOLDT, JAMES F	0	75,033	0	0	0
POON, LEONARD W	234	3,120	8,000	0	1,646,709
PORTER, DAVID	0	0	0	4,000	0
PORTER, JAMES W	0	0	0	68,000	0
PORTERFIELD, RICHARD L	0	0	0	0	393,267
POTTER, WALTER D	15,000	0	0	0	0
POTTER, WILLIAM GRAY	159,449	0	2,992	-8,678	73,341
POULSEN, ANNETTE B	93,361	96,133	97,469	92,420	80,370
POWER, ALAN J	0	0	34,375	0	0
PRASSE, KEITH WILLIAM	0	0	0	308,529	0

FIVE-YEAR AWARD COMPARISON BY PRIMARY INVESTIGATOR¹

FY 01-02 Through FY 05-06 (First Quarter Only)

PRIMARY INVESTIGATOR	FY 02 AMOUNT	FY 03 AMOUNT	FY 04 AMOUNT	FY 05 AMOUNT	FY 06 AMOUNT
	First Quarter Only				
PRATT, LEE H	1,257,730	1,183,945	1,240,511	22,470	0
PRESTEGARD, JAMES	1,074,885	1,091,301	1,382,433	604,300	314,286
PRESTWOOD, ANNIE K	4,363	0	0	0	0
PRINGLE, CATHERINE M	0	0	11,520	72,499	24,820
PRINGLE, TIMOTHY D	1,005	0	899	0	0
PRITCHARD JR, FRANKLIN LAMAR	7,563	0	0	0	0
PROFFER, TEDDY	36,587	0	0	0	0
PROMISLOW, DANIEL E L	0	180,400	0	220,251	233,384
PROSTKO, ERIC P	4,500	0	0	5,000	6,000
PRUSSIA, STANLEY E	59,500	3,000	0	0	0
PRZYBYLA, ALAN E	50,000	0	0	0	0
PUCKETT, ELIZABETH ANN	6,500	8,200	9,000	-597	1,500
PUETT, J DAVID	69,372	95,607	572,282	16,891	5
PULLIAM, H RONALD	3,233	3,965	0	0	0
QUINN, FREDERICK DAVID	0	0	0	0	47,696
QUIRK, CONSTANCE A	2,050	204,748	199,971	0	174,990
RADCLIFFE, DAVID E	29,281	0	0	0	0
RAINEY, HAL GRIFFIN	0	0	8,000	0	0
RAINS, GLEN C	0	50,000	3,500	65,000	0
RAMPACEK, GEORGE B	0	0	4,200	0	0
RANDLE, WILLIAM M	0	0	0	4,000	0
RASHEED, KHALED M	7,000	0	0	0	0
RASMUSSEN, TODD CHRISTIAN	0	0	0	29,851	0
RAWLS, RAYTHEON M	0	0	0	0	494,500
RAWSON JR, MAC V	68,000	94,747	229,758	324,100	136,593
RAYMER, PAUL L	0	4,468	1,306	15,989	0
RAZOR, JACK E	0	25,000	66,883	47,478	35,509
REAVES, RICHARD D	0	430,119	0	498,119	0
REDDISH, WARREN ALAN	12,073	2,755	0	0	0
REEVES, DAVID E	0	386,824	387,964	392,005	387,944
REEVES, THOMAS C	0	0	0	86,483	55,976
REID, LEONARD N	0	0	0	0	5,000
REITZ, ELIZABETH J	0	4,500	2,500	11,999	0
REKAYA, ROMDHANE	0	0	0	0	149,558
RHOADES, ROBERT E	14,837	14,964	14,288	12,000	15,000
RICHMOND, FARLEY P	0	0	0	54,000	46,000
RILEY, DAVID G	39,750	13,500	0	27,902	14,000
RISSE, LAWRENCE MARK	0	2,400	0	0	0
RITCHIE, BRANSON W	26,000	15,758	34,308	20,411	72,061
RIVES, JOHN EDGAR	0	0	134,813	0	0
ROBACKER, CAROL D	0	2,000	0	0	0
ROBERTS, DAVID D	40,327	40,089	42,739	41,715	54,228
ROBERTS, PHILLIP M	0	1,000	3,000	0	0
ROBERTS, ROYCE E	0	0	0	0	0
ROBERTS, WILLIAM A	20,256	95,555	95,923	109,104	126,024
ROBERTSON, THOMAS PHILLIP	0	0	125,000	184,000	184,000
ROBINSON, GREGORY H	0	80,000	0	0	0
ROBINSON, ROBERT W	5,734	4,910	0	0	0
RODGERS, THOMAS F	0	0	15,000	0	5,000
ROHANI, PEJMAN	0	0	50,000	150,000	0
ROJEK, DEAN G	10,428	10,362	21,060	0	0
ROMAN, PAUL M	687,416	1,735,777	1,803,680	992,849	1,212,261
ROMANEK, CHRISTOPHER S	11,560	0	10,000	0	0
ROSEMOND, AMY DAUM	17,000	0	226,924	224,900	100,000

FIVE-YEAR AWARD COMPARISON BY PRIMARY INVESTIGATOR¹

FY 01-02 Through FY 05-06 (First Quarter Only)

PRIMARY INVESTIGATOR	FY 02 AMOUNT	FY 03 AMOUNT	FY 04 AMOUNT	FY 05 AMOUNT	FY 06 AMOUNT
	First Quarter Only				
ROSENBAUM, GEROLD A	10,975	12,475	10,000	22,292	575
RUBERSON, JOHN R	29,500	57,000	89,700	12,500	35,840
RUBIN, DONALD L	0	35,313	228,060	33,708	0
RUGG, MARY E	189,002	0	0	0	0
RUMELY, ROBERT S	0	0	63,000	0	0
RUPURED, A MICHAEL	30,000	40,272	0	900,000	0
RUSSELL, JOHN THOMAS	593,226	500,507	405,322	264,189	526,837
RUSSELL, SCOTT M	0	3,600	8,500	5,000	4,000
RUTER, JOHN M	13,000	0	5,000	0	0
RYLES JR, ROGER C	128,554	31	0	0	0
RYMES, BETSY R	0	0	0	145,871	0
SALTZ, DAVID ZUCKER	0	375,984	154,879	0	0
SANDERSON, SHERRY	0	0	24,151	0	52,140
SANFORD, JEFFREY R	0	13,114	-1,191	0	0
SARMIENTO, FAUSTO O	4,000	6,000	6,400	6,168	8,348
SATTERWHITE, DWIGHT	5,630	38,410	0	0	30,902
SAX, DOV	0	0	0	0	115,000
SCANLON, MICHAEL J	112,000	330,000	1,126,036	0	1,374,735
SCHAEFER III, HENRY F	101,558	167,496	240,230	167,262	114,816
SCHEMPP, PAUL G	0	0	25,000	10,500	3,500
SCHERM, HARALD W	109,106	0	103,145	1,082,122	12,000
SCHERZER, JAKOB	0	0	0	0	52,000
SCHIMLECK, LAURENCE ROBERT	0	0	0	2,700	0
SCHLEYER, PAUL VONRAGUE	0	0	0	80,000	0
SCHMIDT, EDITH S	1,188	800	200	2,300	300
SCHREINER, PETER R	83,943	23,827	0	0	0
SCHROEDER, PAUL A	0	0	5,400	0	0
SCHUTTLE, HEINZ-BERND	162,173	0	0	0	0
SCHWANENFLUGEL, PAULA J	0	0	0	0	260,909
SCHWEITZER, SARA HANNAH	0	12,500	20,000	6,614	15,000
SCOTT, ROBERT A	8,537	18,374	0	1,500	82,483
SEAMAN, JOHN C	0	40,910	0	20,173	0
SEEBOLD JR, KENNETH W	0	10,000	33,375	17,000	0
SELIGMAN, JASON SCOTT	0	0	0	5,000	0
SELLERS, HOLLY S	0	0	0	11,730	0
SELLERS, JACKIE	0	36,800	2,000	41,400	25,000
SEYMOUR, ROSE MARY	0	0	8,300	0	0
SHAMP, SCOTT A	0	0	0	80,000	0
SHARITZ, REBECCA R	60,750	0	0	0	50,000
SHARMA, RAGHUBIR PRASAD	162,219	0	0	0	0
SHAW, JUDITH D	0	0	0	0	23,000
SHELTON JR, JAMES LEON	0	0	0	2,000	0
SHELTON, GLADYS G	5,000	0	0	0	0
SHEPHERD, JOHN GREENE	0	0	0	0	40,000
SHEPPARD, DAVID C	4,800	0	6,500	0	0
SHERMAN, BARRY L	633	0	0	0	0
SHERWOOD, JOHN L	7,119	426	0	2,621	14,172
SHETH, AMIT P	50	107,480	62,000	50,000	132,000
SHETTERLEY, KAREN R	117,872	408,120	544,624	75	-25,312
SHILLING, DONN G	0	0	11,000	53,202	281,411
SHIMKETS JR, LAWRENCE J	6,000	2,000	0	0	0
SHIPMAN, KIMBERLY L	72,400	72,400	0	0	0
SHISLER, REBECCA J	0	0	0	73,600	0
SHIVER, BARRY D	34,500	36,225	6,000	21,500	171,475

FIVE-YEAR AWARD COMPARISON BY PRIMARY INVESTIGATOR¹

FY 01-02 Through FY 05-06 (First Quarter Only)

PRIMARY INVESTIGATOR	FY 02 AMOUNT	FY 03 AMOUNT	FY 04 AMOUNT	FY 05 AMOUNT	FY 06 AMOUNT
	First Quarter Only				
SHOREIBAH, MOHAMED G	0	0	940	496	1
SHULSTAD, ROBERT N	1,431	0	0	0	0
SHUMAN, LARRY M	90,967	0	1,031	0	0
SHURLEY JR, WILLIAM D	18,000	7,500	0	0	0
SIMONS, RONALD L	0	0	572,995	674,898	493,718
SINGH, RAKESH K	0	0	500	5,374	0
SINHA, ANUJ K	0	0	0	49,000	11,372
SIRY, JACEK PIOTR	0	0	15,000	0	0
SMAGORINSKY, PETER	0	9,400	0	0	0
SMITH JR, ALBERT E	10,769	11,572	32,619	0	0
SMITH, ANITA PAYNE	0	0	0	522,005	3,485
SMITH, ARCH D	0	85,100	0	0	304,215
SMITH, CLIFTON LEE	38,970	0	0	0	0
SMITH, E DANIEL	0	96,870	130,203	147,737	103,552
SMITH, GEOFFREY DOUGLAS	0	65,000	0	0	0
SMITH, JAMES C	0	0	0	0	869
SMITH, MARY ALICE	400,677	0	0	2,000	2,500
SMITH, MATTHEW C	0	0	0	5,082	0
SMITH, MICHAEL H	45,872	37,581	0	0	0
SMITH, NATHANIEL B	0	0	6,000	7,000	0
SNYDER, HAROLD E	580,712	502,776	452,822	394,148	416,952
SOLOSKI, JOHN R	800,000	13,007	200,571	73,332	936,890
SORNBORGER, ANDREW T	0	0	0	40,000	0
SPARKS JR, ALTON N	0	0	0	5,500	6,000
SPARKS, BEVERLY	6,500	35,988	479,380	41,068	49,764
SPRINGSTON, JEFFREY K	0	35,076	0	0	28,352
SPRUILL, WILLIAM J	0	500	0	0	0
SPURGEON, EDWARD D	269,780	471,020	417,400	180,545	236,607
SRIVASTAVA, ANUPAM	0	0	0	313,592	0
STAFFORD, GEORGE E	186,852	-377,111	200,000	0	0
STAHL, STEVEN	0	1,080,856	0	0	0
STAKES, MARY E	0	0	0	0	21,000
STALLKNECHT, DAVID E	169,450	487,621	367,243	0	131,197
STAMMER, CHARLES H	15,019	21,000	17,949	0	0
STANCIL, PHILLIP C	0	0	0	88,000	0
STEGELIN, FORREST E	51,852	0	0	0	0
STEPHENS, JAMES E	86,280	1,156,456	893,062	576,550	978,453
STEPHENS, LESTER D	26,982	36,914	26,276	0	13,475
STEPHENSON, MICHAEL G	15,500	0	13,000	2,500	0
STEUER, RALPH E	53,294	59,910	54,647	50,758	51,857
STEVENSON, KATHERINE L	30,000	0	0	13,000	4,000
STICE, STEVEN L	280,188	0	397,766	0	6,875
STICKNEY, JOHN L	0	99,832	45,000	0	0
STOKES, GARNETT S	5,865	4,148	2,000	0	0
STONEMAN, ZOLINDA	470,720	482,888	539,731	174,857	531,312
STOOKSBURY, DAVID E	0	0	0	0	54,602
STRAND, MICHAEL R	0	0	224,000	132,369	0
STUFKEN, JOHN	0	0	0	0	-5,944
SU, DONG-MING	0	0	0	0	-167,060
SUMMERS, ANNE O	0	0	289,059	299,209	315,500
SUMNER, MALCOLM E	10,000	0	0	0	0
SUMNER, PAUL E	500	1,250	0	0	0
SUN, MING-YI	337,000	35,154	40,320	39,976	448,700
SWAGLER, ROGER M	0	6,000	0	0	0

FIVE-YEAR AWARD COMPARISON BY PRIMARY INVESTIGATOR¹

FY 01-02 Through FY 05-06 (First Quarter Only)

PRIMARY INVESTIGATOR	FY 02 AMOUNT	FY 03 AMOUNT	FY 04 AMOUNT	FY 05 AMOUNT	FY 06 AMOUNT
	First Quarter Only				
SWAN, WILLIAM W	0	0	0	0	49,603
SWANSON, SAMUEL E	8,676	10,825	0	0	0
SWEANEY, ANNE L	0	0	30,548	200	0
SWEENEY, JAMES MICHAEL	0	0	31,564	78,586	30,662
SZTAJN, PAOLA	0	0	0	0	86,079
TACKETT, RANDALL L	0	10,188	0	0	0
TAHA, THIAB R	0	15,000	0	0	0
TALARICO, SUSETTE M	0	0	0	-1,000	750
TANKERSLEY, C WAYNE	63,535	8,681	164,333	0	0
TARLETON, RICK L	771,697	710,984	415,930	611,219	0
TARRANT, MICHAEL A	150,000	0	0	0	0
TAYLOR, BARBARA E	0	5,000	10,000	0	0
TAYLOR, ETHAN WILL	259,400	310,080	304,080	0	0
TAYLOR, KATHRYN C	5,000	1,000	0	12,000	0
TAYLOR, ROBERT LEE	2,307	1,385	0	0	0
TERNS, MICHAEL P	196,342	64,978	0	-523,000	241,408
TERRY JR, ALVIN V	6,000	6,000	83,710	6,000	0
TESKEY, ROBERT	20,000	0	0	0	0
TESKEY, ROBERT ONEAL	0	0	145,796	25,000	0
TESSER, ABRAHAM	39,129	68,527	0	0	0
THAI, CHI N	0	0	120,000	136,018	0
THOMAS, DANIEL L	242,400	0	0	0	0
THOMAS, KECIA M	0	2,500	0	0	0
THOMAS, PAUL A	10,500	1,700	0	2,500	0
THOMAS, SCOTT L	0	0	0	321,500	0
THOMPSON, SIDNEY A	3,207	3,000	3,314	3,897	3,969
THREADGILL, ERNEST DALE	72,244	50,308	44,078	-1,876	11,057
THYER, BRUCE A	98,827	0	0	0	0
TILBURG, CHARLES EDWARD	0	0	0	90,148	39,001
TIMPER, PATRICIA	0	0	0	2,000	0
TODD, CHRISTINE M	0	0	202,379	130,860	0
TODD, JAMES W	132,000	28,875	26,500	0	0
TOLBERT, PAULA C	0	0	0	0	36,358
TOLEDO, ROMEO T	0	0	24,150	0	57,679
TOLLNER, ERNEST WILLIAM	0	0	32,000	0	0
TOMA, J DOUGLAS	0	0	0	0	22,500
TOMPKINS, STEPHEN M	0	0	0	0	75,000
TRAVIS, JAMES	68,796	337,360	0	300,335	0
TRIESCHMANN, JAMES S	63,544	79,506	38,029	0	46,116
TYSON, ANTHONY WILLIE	27,017	139,446	65,553	169,551	0
TYSON, BOBBY L	0	111,357	44,500	0	0
URBAUER, JEFFREY L	0	0	0	14,000	0
UTLEY, PHILIP R	4,477	6,478	0	0	0
VAN IERSEL, MARC W	0	2,700	339	2,000	0
VAN KLEECK, ANNE	27,828	32,770	0	0	0
VANDENPLAS, MICHEL LOUIS	0	76,000	0	0	22,745
VANWICKLEN, GARRETT L	93,000	0	0	0	0
VELLIDIS, GEORGE	0	185,000	270,750	209,448	197,750
VENCILL, WILLIAM K	2,000	1,500	0	17,000	47,000
VENDETTI JR, RICHARD ANTHONY	120,000	0	3,336,624	0	0
VENDRELL, PAUL F	250,000	43,038	0	0	0
VERBRUGGE, JAMES A	89,080	82,519	0	0	2,001
VERMA, BRAHM P	0	100,714	0	0	8,845
VIDYASHANKAR, ANAND N	0	0	75,000	0	0

FIVE-YEAR AWARD COMPARISON BY PRIMARY INVESTIGATOR¹

FY 01-02 Through FY 05-06 (First Quarter Only)

PRIMARY INVESTIGATOR	FY 02 AMOUNT	FY 03 AMOUNT	FY 04 AMOUNT	FY 05 AMOUNT	FY 06 AMOUNT
First Quarter Only					
VILLEGAS, PEDRO N	4,770	4,024	2,156	5,138	3
WADE, GARY L	1,500	0	0	0	0
WALCOTT, RONALD R	7,500	-7,500	0	348,308	133,000
WALKER, JERRY T	94	434	0	0	0
WALKER, RANDAL L	23,000	0	0	0	73,521
WALLACE, JAMES B	40,000	346,218	0	0	0
WALLINGA, CHARLOTTE R	0	0	93,183	0	0
WALSER, MARY LUE	0	5,000	7,500	5,200	10,400
WALTERS, TRACY R	0	-105	0	0	0
WALTZ JR, FREDDIE CLINTON	0	8,500	2,500	54,570	5,167
WANG, BI-CHENG	4,625,606	116,703	4,610,558	5,606,229	3,355,466
WARD, CYNTHIA R	0	0	0	0	63,526
WARREN, ROBERT JOE	0	0	61,711	0	0
WARRENFELTZ, SUSANNE	0	0	0	0	49,500
WEBER, JOHN ALAN	0	312	96	36	0
WEBSTER, A BRUCE	0	0	0	0	24,970
WEBSTER, THEODORE M	0	5,000	0	0	0
WELCH, ROY ALLEN	99,048	5,842	0	0	0
WELLS, ROBERT LANCE	0	0	0	0	65,000
WELTER, DAVIN K	0	0	12,613	10,188	0
WENGER, JEFFREY B	0	0	15,000	0	0
WESSLER, SUSAN R	714,337	691,310	729,616	754,572	0
WEST, JOE WILLIAMSON	5,000	20,000	350	0	49,200
WEST, LARRY T	0	0	4,950	0	9,999
WEST, LYNDON MICHAEL	0	0	0	0	205,000
WETZSTEIN, HAZEL Y	0	0	0	14,850	0
WHITE, FREDDIE C	127	201	0	0	0
WHITMAN, WILLIAM B	454,324	97,000	393,153	0	110,000
WHITNEY, JAMES A	4,974	4,814	0	0	0
WHORTON JR, JOSEPH WILLIAM	325,000	393,993	69,275	0	0
WICKER, LOUISE	5,480	0	0	150,000	0
WICKLEIN, ROBERT C	0	0	0	0	195,863
WIEGEL, JUERGEN KW	200,000	28,000	56,270	106,310	10,000
WIGGINS, JOHN R	439,990	3,195	7,115	0	0
WILL JR, RODNEY EDWARD	3,500	0	0	3,500	0
WILLIAMS-WOODWARD, JEAN	0	5,313	2,500	0	79,000
WILLIAMS, ANNE	22,500	32,995	34,230	19,833	30,947
WILLIAMS, DAVID SALTER	0	0	0	0	1,400
WILLIAMS, JONATHAN H	2,150,000	2,150,000	2,500,000	2,500,000	0
WILLIAMS, PHILLIP L	37,418	22,739	7,351	14,038	12,049
WILLIAMS, ROBERT L	0	172,000	11,000	0	0
WILLIAMS, SCOTT E	8,718	19,878	0	0	0
WILLIAMS, SCOTT T	0	0	10,000	26,347	913
WILLIAMSON, DAVID A	450	0	0	0	0
WILLIAMSON, GAIL M	262,881	0	533,068	530,553	567,103
WILLINGHAM, LARRY	10,126	12,278	13,907	0	0
WILLINGHAM, LARRY G	54,133	53,834	0	0	0
WILLIS, JUDITH H	18,918	0	0	0	0
WILNER, GABRIEL M	0	-4,000	0	0	0
WILSON JR, DAVID MERL	0	61,430	26,000	1,439	0
WILSON, GRACE HEATHER	0	0	0	119,567	0
WILSON, JAMES W	760,299	0	0	0	0
WILSON, JEANNA L	48,747	179,961	0	30,000	0
WILSON, MARK G	0	0	13,500	8,182	23,420

FIVE-YEAR AWARD COMPARISON BY PRIMARY INVESTIGATOR¹
FY 01-02 Through FY 05-06 (First Quarter Only)

PRIMARY INVESTIGATOR	FY 02 AMOUNT	FY 03 AMOUNT	FY 04 AMOUNT	FY 05 AMOUNT	FY 06 AMOUNT
	First Quarter Only				
WIMBERLY, MICHAEL C	0	43,272	0	0	0
WINDAL, FLOYD W	0	0	0	0	42,942
WINN, RICHARD N	0	33,095	300	58,905	79,405
WOODS, ROBERT J	246,466	290,678	48,148	0	0
WORLEY, JOHN W	0	21,635	0	0	0
WRIGHT, DAVID H	9,968	9,425	0	0	0
WRIGHT, JAMES EARL	84,746	87,558	54,453	0	0
WYATT, ROGER D	15,100	15,000	0	0	0
XU, YING	0	0	107,250	70,594	185,000
YAGER, PATRICIA L	0	74,000	82,704	76,374	0
YANG, CHARLES Q	65,000	25,000	0	60,000	0
YE, ZHENG-HUA	0	210,000	220,000	0	110,000
YEANY JR, RUSSELL H	61,062	62,962	0	0	0
YEN, WILLIAM M	141,129	0	0	0	0
YORK, WILLIAM S	0	0	188,250	0	0
ZABORSKY, VICTOR L	0	0	0	36,000	0
ZHANG, CHUANLUM	0	0	0	147,053	0
ZHANG, GUIGEN	0	0	25,000	0	0
ZHAO, SHAYING	0	0	0	0	130,000
ZHAO, YIPING	0	25,000	1,045,000	100,000	0
ZIMDARS, RICHARD L	0	0	0	6,890	6,438
ZINKHAN, GEORGE M	263,546	253,010	328,699	147,508	247,867
ZOMLEFER, WENDY B	0	0	0	318,899	700
GRAND TOTAL	65,980,900	70,700,640	72,608,440	69,072,143	64,913,650

FIVE-YEAR AWARD COMPARISON BY PRIMARY INVESTIGATOR¹

FY 01-02 Through FY 05-06 (First & Second Quarters)

PRIMARY INVESTIGATOR	FY 02 AMOUNT	FY 03 AMOUNT	FY 04 AMOUNT	FY 05 AMOUNT	FY 06 AMOUNT
	First & Second Quarters				
ADAMS, LAWRENCE ALLAN	0	452,046	772,668	944,078	35,000
ADAMS, MICHAEL W	181,861	209,362	133,332	494,442	250,000
ADAMS, NIGEL GRAHAM	45,000	200,189	0	0	0
ADAMS, THOMAS TUNSTALL	0	0	0	105,965	1,370,000
ADANG, MICHAEL J	201,004	25,000	80,000	325,402	202,530
ADOLPHSON, RYAN B	0	0	0	64,910	0
ADRIANO, DOMY C	48,450	7,300	99,906	0	0
AFFOLTER, JAMES M	0	0	0	88,120	15,000
AKERS, MARYANNE ALABANZA	-550	0	0	0	0
AKOH, CASIMIR C	4,200	0	0	0	305,399
ALBER, MERRYL	25,752	69,313	103,856	35,083	122,703
ALBERSHEIM, PETER	699,114	872,992	635,000	315,000	0
ALBERTS, JAMES J	80,851	62,870	119,494	95,961	67,957
ALEXEEV, VALERY	112,300	0	0	0	0
ALL, JOHN	0	1,000	0	0	0
ALL, JOHN N	25,000	13,000	3,500	35,000	40,400
ALLEN JR, DOUGLAS	0	0	0	52,966	101,255
ALLEN, LEWIS R	0	0	0	26,285	-8,697
ALLEN, SHEILA W	0	0	0	1,372	597,712
ALLINGER, NORMAN L	11,697	6,035	2,893	7,660	962
ALLISON, JOHN R	0	0	7,500	7,500	0
ALRIDGE, DERRICK P	50,000	0	0	0	0
ALTIZER, SONIA M	0	0	0	0	241,107
ALTMAN, ELLIOT	240,000	0	0	200,000	-50,000
ALVERMANN, DONNA E	0	0	1,931	0	0
AMBARTSUMIAN, LEVON	0	0	0	0	15,000
AMES, GLENN C W	0	0	0	187,444	0
AMMONS, PAUL W	75,000	183,428	0	0	0
AMSTER, I JONATHAN	0	0	205,000	257,600	337,600
ANDERSON, WYATT W	289,794	90,205	98,891	86,277	76,577
ANDRAE, JOHN G	0	0	29,070	16,000	7,820
ANDRESS, ELIZABETH L	538,812	681,861	538,812	0	598,125
ANNIS, PATRICIA ANNE	64,603	0	91,219	0	0
ANSEL, HOWARD CARL	4,876	0	0	0	0
ARKIN, GERALD F	230,492	197,688	184,438	163,691	269,692
ARMITAGE, ALLAN M	12,762	45,678	56,563	18,751	25,950
ARMSTRONG, NORRIS A	0	0	0	0	99,285
ARNOLD, JONATHAN	45,000	0	0	499,994	0
ARNOLD, MICHAEL L	96,017	0	5,000	0	0
ASHLEY, GREGORY A	540	0	0	0	0
ATILES, JORGE HORACIO	32,300	18,564	24,044	17,000	0
AULL, LARRY DEAN	2,000	0	0	0	0
AZADI, PARASTOO	0	0	176,187	0	0
AZAIN, MICHAEL J	0	52,825	57,555	21,250	17,520
BABB, VALERIE	0	0	0	0	25,000
BACHTEL, DOUGLAS	0	25,000	0	25,000	0
BAILE, CLIFTON A	0	105,539	40,038	120,000	145,540
BAILEY, DERYL F	0	0	10,000	0	0
BAILEY, DOUGLAS A	9,100	35,084	231,486	35,437	11,310
BAKER, FRANCIS TODD	21,452	27,462	0	0	0
BAKER, JEROME F	28,519	33,660	0	0	0
BAKKER, MARK	338,734	274,061	17,099	0	0

¹The Amount columns reflect a summary of the actual dollar amount(s) awarded to the principal investigator.

FIVE-YEAR AWARD COMPARISON BY PRIMARY INVESTIGATOR¹

FY 01-02 Through FY 05-06 (First & Second Quarters)

PRIMARY INVESTIGATOR	FY 02 AMOUNT	FY 03 AMOUNT	FY 04 AMOUNT	FY 05 AMOUNT	FY 06 AMOUNT
	First & Second Quarters				
BALDWIN, CHARLES A	2,288,814	2,148,618	-110,202	0	0
BALDWIN, JOHN A	85,000	85,000	35,000	0	0
BALES, DIANE W	145,400	0	0	0	714,982
BAMBER, LINDA S	58,186	41,883	89,568	84,811	39,713
BAR-PELED, MAOR	0	243,000	0	0	0
BAREFIELD, RUSSELL M	100,222	97,573	0	0	0
BARNHART JR, HAROLD M	2,117	2,261	0	0	0
BARRETT, GARY W	26,482	9,773	28,106	10,958	10,175
BARSANTI, JEANNE A	0	0	0	0	0
BARTLETT, MICHAEL GRIFFITH	35,160	4,395	0	0	0
BASON, JAMES J	0	80,000	0	0	0
BASON, JAMES JUDD	0	0	0	0	221,500
BATAL, AMY BETH	0	13,000	40,500	14,050	2,600
BATEMAN, FRED	29,610	42,252	33,064	32,274	13,665
BATZER, DAROLD P	0	10,000	7,700	0	0
BAUMANN, JAMES F	0	10,000	0	0	0
BAYNES, KAREN BEATRICE	0	50,000	0	184,735	0
BEACH, STEVEN R H	286,016	253,400	253,400	0	1,129,825
BEACH, STEVEN R. H.	0	0	0	20,500	0
BEAIRD, JAMES RALPH	0	6,000	0	0	0
BEASLEY, JOHN P	41,000	82,217	17,500	51,000	42,700
BECK JR, ELWOOD M	0	0	0	0	0
BECK, MICHAEL BRUCE	157,010	172,000	160,038	80,981	276,293
BECK, MICHAEL D	0	0	0	0	239,751
BECKER, LEE B	171,745	0	31,228	387,196	29,386
BEDNARZ, CRAIG W	65,850	167,640	388,340	449,634	43,350
BELCHER, CAROLYN N	5,000	0	0	0	0
BELL, WARREN STEPHEN	0	0	0	0	15,000
BELL, WILLIAM C	953,212	0	0	0	0
BENDER, MICHAEL T	339,744	38,320	194,262	0	0
BENNETT, RODNEY D	0	2,700	2,700	0	0
BENNETZEN, JEFFREY LYNN	0	0	67,529	168,012	175,725
BENSON, DAVID JOHN	0	0	105,000	0	0
BENSON, P GEORGE	219,742	627,900	671,594	823,123	164,788
BENYSHEK, LARRY L	4,003	6,818	0	0	0
BERDANIER, CAROLYN D	1,500	0	0	0	0
BERGSTROM, JOHN	90,000	57,515	169,680	107,700	46,192
BERISFORD, CHARLES W	5,400	0	52,000	12,000	101,000
BERLE, DAVID C	0	0	0	0	2,500
BERLIN, OVERTON BRENT	84,894	0	12,000	0	48,000
BERNARD, JOHN KYLE	16,750	12,000	22,000	8,300	32,000
BERTRAM, KIRK D	0	6,000	0	0	0
BERTRAND, JOSEPH K	59,650	71,250	147,000	165,000	185,000
BERTRAND, PAUL F	9,000	6,500	5,000	2,640	0
BERTSCH, GARY K	54,546	483,016	57,663	568,413	750,889
BERTSCH, PAUL M	3,033,208	2,740,681	2,894,809	334,826	1,403,517
BETTINGER, PETER S	0	0	29,450	90,130	100,500
BEUCHAT, LARRY R	292,305	325,469	90,458	69,794	161,806
BHANDARKAR, SUCHENDRA M	0	280,644	33,300	0	0
BILLARD, LYNNE	0	23,400	0	0	0
BILLINGSLEY, KEITH R	17	0	0	0	0
BISHOP, DAVID K	0	0	5,800	0	0
BISPLINGHOFF, BETTY SHOCKLEY	0	0	0	0	47,501
BITTNER, JANET S	0	362,300	249,480	0	536,318

FIVE-YEAR AWARD COMPARISON BY PRIMARY INVESTIGATOR¹

FY 01-02 Through FY 05-06 (First & Second Quarters)

PRIMARY INVESTIGATOR	FY 02 AMOUNT	FY 03 AMOUNT	FY 04 AMOUNT	FY 05 AMOUNT	FY 06 AMOUNT
	First & Second Quarters				
BLACK JR, CLANTON C	1,050	0	0	0	0
BLACK, MARSHA C	522,892	0	19,835	25,681	8,767
BLOUNT, BEN G	0	6,481	85,161	0	0
BLOUNT, RONALD LYNN	0	28,988	0	0	25,682
BOE, BRIAN D	0	0	0	15,230	0
BOERMA, HENRY ROGER	293,166	211,860	18,369	150,098	602,454
BOLING, ANNA DURHAM	117,251	131,423	79,115	70,328	80,010
BOONS, GERARDUS JOSEPHUS	90,000	701,780	289,600	322,180	132,658
BORDEN, DEBORAH J	0	0	63,112	0	0
BORDERS, BRUCE E	100,000	93,000	6,000	0	0
BORDNICK, PATRICK S	0	142,553	122,162	42,849	124,847
BOSTROM, ROBERT P	38,733	41,633	41,675	41,743	43,355
BOTHE, ANNE KATHERINE	0	215,789	0	0	0
BOUDINOT, FRANK	25,415	0	0	0	0
BOUTON, JOSEPH H	104,583	63,457	40,282	4,462	40,339
BOWEN, JOEL PHILLIP	-7,634	2,847	0	0	0
BOWEN, JOHN M	61,748	75,000	50,000	0	0
BOWEN, NATHAN	0	100,000	100,000	0	0
BOWER, DONALD W	916,680	1,099,625	-44,895	981,910	1,426,118
BOYANTON, CHARLES E	0	-25,000	0	0	0
BRACKETT, BENJAMIN G	92,769	117,682	2,448	3,242	2,697
BRADFORD, MARK A	0	0	0	778,501	0
BRAMAN, SUSAN KRISTINE	54,216	2,500	0	0	60,000
BRAMBLETT, JIMMY	0	100,000	0	0	0
BRANCH, ROBERT C M	0	1,000	0	0	0
BRANCH, WILLIAM D	0	14,636	0	0	0
BRANNEN JR, BARNEY L	5,375	0	0	0	0
BRANNEN, PHILLIP M	0	3,000	34,900	10,000	7,000
BRENNEMAN, TIMOTHY B	56,000	44,733	52,000	47,700	50,000
BREWER, PAT B	0	0	85	0	0
BREWIS, ALEXANDRA AVRIL	0	2,990	0	0	0
BRIDGES, DAVID C	374,546	307,400	305,358	188,244	583,940
BRISBIN JR, I LEHR	0	9,100	73,327	8,200	2,425
BRODY, GENE H	491,888	1,039,016	1,120,326	1,684,747	2,233,903
BROOK, GEORGE A	226,463	102,505	36,875	19,411	0
BROOKS JR, L RAY	0	99,996	0	0	0
BROOKS, PAUL J	0	37,000	69,813	120,786	160,785
BROSIUS, J PETER	0	0	0	11,490	8,000
BROWN JR, DONALD M	0	0	0	96,000	0
BROWN, CATHY ANN	0	185	0	0	0
BROWN, CORRIE C	95,399	10,250	218,478	355,449	93,114
BROWN, MARK R	100	150	25	0	0
BROWN, RONALD HAROLD	7,409	2,877	0	0	0
BROWN, SCOTT A	0	0	0	56,265	0
BROWN, STEVE L	15,150	12,000	29,000	7,000	3,000
BROWN, STEVEN M	64,000	75,000	66,200	70,500	74,500
BROWN, THOMAS P	0	0	32,346	0	0
BROWN, VICKY J	47,767	39,176	51,446	49,915	0
BRUCKNER, JAMES V	15,088	25,000	270,385	20,021	70,768
BRUDNEY, JEFFREY L	0	0	0	5,045	26,045
BUCK, JAMES W	131,665	17,000	7,000	34,146	4,500
BUDSBERG, STEVEN C	98,739	33,811	95,033	0	198,929
BULLOCK III, CHARLES S	9,565	0	0	0	0
BUNTIN, GEORGE DAVID	50,730	2,558	3,090	3,340	792

FIVE-YEAR AWARD COMPARISON BY PRIMARY INVESTIGATOR¹

FY 01-02 Through FY 05-06 (First & Second Quarters)

PRIMARY INVESTIGATOR	FY 02 AMOUNT	FY 03 AMOUNT	FY 04 AMOUNT	FY 05 AMOUNT	FY 06 AMOUNT
	First & Second Quarters				
BURD, ADRIAN BENEDICT	0	456,922	220,241	0	0
BURKE, MACK	0	175,000	213,000	0	0
BURKE, SHANNA	0	75,000	0	141,443	0
BURPEE, LEON LOUIS	9,000	23,800	28,500	55,809	50,600
BURTLE, GARY J	60,000	1,500	0	0	0
BUSH, PARSHALL B	0	0	11,000	0	21,600
BUTCHART, RONALD E	0	0	0	318,775	0
BUTTRAM, JOAN M	0	0	7,500	0	0
CABRERA, MIGUEL L	8,000	0	323,500	60,000	0
CAI, HAINI N	178,149	229,105	0	0	0
CAI, WEI-JUN	128,997	78,985	62,555	513,466	76,204
CALABRIA, ASHLEY	0	0	0	0	15,000
CALDAROLA, NANCY T	0	0	0	0	26,000
CALHOUN, GEORGIA	0	23,278	0	0	0
CALHOUN, GEORGIA B	-4,524	0	0	0	0
CALHOUN, KAREN S	0	0	700	0	0
CAMERON, KENZIE ALYNN	26,947	25,078	0	0	0
CANERDAY, T DONALD	14,160	0	0	0	0
CANFIELD JR, EARL RODNEY	0	0	0	0	0
CANTARELLA, JASON	0	203,992	0	0	0
CAPOMACCHIA, ANTHONY C	0	194,142	197,907	82,822	2,000
CARLIN MORGAN, KERRY ANN	5,000	0	0	0	0
CARLSON, JON F	144,237	0	0	0	0
CARLSON, RUSSELL W	0	33,375	294,400	337,799	60,338
CARMICHAEL, KAREN PAIGE	0	0	56,923	0	0
CARR, MARTHA M	134,432	0	0	166,883	330,551
CARREIRA, LIONEL A	0	0	24,770	91,000	91,000
CARROLL, CARL RONALD	28,316	71,968	38,759	26,951	169,850
CARROLL, JOHN P	175,896	262,356	140,621	205,568	131,818
CARROW, ROBERT N	2,000	49,200	20,000	0	49,300
CARSWELL, ANDREW THOMAS	0	0	0	0	31,965
CASSIDY, PATRICK DANIEL	0	0	0	0	15,000
CASSITY JR, PRATT W	219,992	126,400	138,803	58,950	126,000
CASTENELL, LOUIS A.	0	0	0	0	10,000
CASTENELL, LOUIS ANTHONY	1,944,354	2,001,733	1,205,008	2,031,765	52,149
CASTLEBERRY, STEVEN BRYAN	84,250	111,323	20,640	10,000	5,900
CERVERO, RONALD M	0	0	0	0	-13,779
CHANDRA, SURENDAR	139,838	0	0	0	0
CHANG, CHUNG-JAN	1,000	5,000	4,750	6,175	1,000
CHANG, SHU-MEI	0	0	0	1,000	0
CHASE, PHILIP E	5,000	106,371	0	8,995	0
CHEE, PENG WAH	59,250	3,000	54,000	0	0
CHEN, CHANGSHENG	-231,649	0	0	0	0
CHEN, JIANG	0	0	0	0	300
CHEN, JINRU	0	0	67,540	75,000	75,000
CHEN, ZHENBANG	0	900	0	10,000	0
CHILDERS, ERIN E	0	0	13,500	25,080	0
CHINNAN, MANJEET S	33,375	10,000	44,731	57,091	5,600
CHISHOLM, MARIE A	0	26,110	257	701,804	0
CHOI, IKSEON	0	0	97,701	0	0
CHU, CHUNG K	681,142	181,524	447,379	164,075	123,102
CHURCH, HARRIETT G	340,837	359,260	366,445	0	0
CIESZEWSKI, CHRIS J	0	0	147,996	58,000	0
CLANCEY, KEVIN F	9,793	9,781	10,530	-724	10,530

FIVE-YEAR AWARD COMPARISON BY PRIMARY INVESTIGATOR¹

FY 01-02 Through FY 05-06 (First & Second Quarters)

PRIMARY INVESTIGATOR	FY 02 AMOUNT	FY 03 AMOUNT	FY 04 AMOUNT	FY 05 AMOUNT	FY 06 AMOUNT
	First & Second Quarters				
CLARK, DOUGLAS N	-2,110	0	0	0	0
CLARK, REX L	26,950	0	0	0	0
CLARK, RICHARD L	0	178,269	138,793	234,998	322,796
CLEMENS, BONNIE	0	47,966	0	0	27,594
CLEMENTZ, BRETT A	0	299,893	45,122	0	0
CLOUD, JERALDINE N	402,900	144,000	0	0	0
CLUTTER, MICHAEL LEE	81,197	45,000	27,000	0	0
COBB, JAMES C	0	40,000	0	0	0
COCHRAN, THOMAS E	30,384	59,663	41,919	92,388	69,999
COFFIELD, JULIE A	0	0	342,756	349,600	349,600
COHEN, ALLAN S	0	0	0	0	61,452
COLANGELO, CARMON	0	7,800	0	0	0
COLE, DANA J	0	0	0	24,952	0
COLEMAN, DAVID C	1,050,016	134,804	63,430	123,432	10,000
COLEMAN, THOMAS M	63,245	64,952	64,952	66,963	-2
COLLEY, DANIEL G	7,517	27,734	275,400	179,125	325,117
COLLINS, BEVERLY S	0	0	0	0	148,864
COMMEYRAS, MICHELLE	49,700	0	0	0	-14
CONDIE, BRIAN G	0	512,025	330,667	289,600	217,200
CONDIT, CELESTE MICHELE	71,979	12,742	0	0	26,693
CONDREY, STEPHEN E	0	0	78,400	172,000	0
CONGDON, JUSTIN D	66,354	0	0	0	0
CONNER, PATRICK JOHN	5,200	19,512	10,000	0	0
CONROY, MICHAEL J	56,000	67,500	217,910	100,625	87,418
COOPER, DIANE L	0	0	13,000	0	9,317
COOPER, ROBERT J	47,000	0	82,319	0	5,000
CORDONNIER, MICHAEL	540	0	0	0	0
CORN, JOSEPH L	0	0	369,665	200,000	318,183
CORNELL, KAREN K	-13,100	0	0	0	0
CORREDIG, MILENA	0	1,600	0	0	0
COTTON, CAROL PHILLIPS	0	0	59,776	0	0
COURTENAY, BRADLEY C	0	0	255,475	5,000	135,000
COUVILLON, GARY A	3,686	3,791	0	0	0
COVERT, SARAH F	0	28,125	0	24,000	9,977
COVICH, ALAN P	0	0	26,250	0	0
COVINGTON, MICHAEL A	0	0	0	1,256,789	-1,009,599
COX III, JAMES F	22,645	41,345	24,183	52,199	9,133
COYLE, CYNTHIA G	9,350	758,978	9,300	0	500,001
CRAIGE, BETTY JEAN	5,000	0	0	0	0
CRAMER, STEPHEN E	0	388,997	1,528,351	1,263,000	1,563,965
CRASK, MELVIN R	0	0	140,000	24,951	0
CRESS, MARIE ELAINE	0	15,000	0	0	44,000
CROW, SUSAN R	0	57,815	57,815	0	13,750
CROWELL-DAVIS, SHARON L	0	0	0	4,284	-91
CROWELL, WAYNE A	12,380	12,320	9,800	6,010	8,226
CROWLEY, JOHN	0	90,000	92,798	0	89,963
CRYSTAL, JONATHON D	0	231,000	212,380	176,180	0
CSINOS, ALEXANDER S	50,000	58,500	714,123	62,683	45,500
CUDE, BRENDA J	789	81,876	1,100	66,659	0
CULBREATH, ALBERT K	797	50,500	7,000	12,500	19,600
CULPEPPER, ALFRED STANLEY	1,000	11,000	66,140	690,105	105,000
CUMMINGS, BRIAN S	0	0	50,000	50,000	50,000
CUNFER, BARRY M	17,446	1,556	6,625	8,309	529
CUNNINGHAM, DANIS L	35,000	0	0	0	0

FIVE-YEAR AWARD COMPARISON BY PRIMARY INVESTIGATOR¹

FY 01-02 Through FY 05-06 (First & Second Quarters)

PRIMARY INVESTIGATOR	FY 02 AMOUNT	FY 03 AMOUNT	FY 04 AMOUNT	FY 05 AMOUNT	FY 06 AMOUNT
	First & Second Quarters				
CURETON, KIRK J	0	0	0	118,117	20,465
CZARNOTA, MARK ANDREW	0	4,000	3,000	4,000	65,060
DADDONA, MARK F	0	0	700	0	0
DAILEY JR, HARRY A	25,768	9,877,543	72,353	50,000	321,584
DAILEY, SHIRLEY ILENE	0	0	0	30,060	16,741
DALE, NICHOLAS M	12,000	12,000	0	0	0
DALLAS, CHAM E	0	642,842	632,371	209,917	115,000
DALLMEYER, DORINDA G	5,000	0	0	5,000	0
DALTON, STEPHEN	0	0	100,000	130,000	100,000
DAMIAN, RAYMOND T	20,697	22,879	0	0	0
DANIELS, JAMES A	0	0	0	0	26,000
DANIELS, RICHARD F	78,000	12,000	121,136	0	111,062
DANIELS, RICHARD LEO	140,000	0	0	0	0
DARVILL, ALAN	86,529	191,705	125,153	150,560	1,021,124
DAS, KESHAV C	25,326	0	0	0	0
DATTA, SOMNATH	0	15,237	21,040	21,040	0
DATTILO, JOHN P	0	13,921	34,000	-10,000	0
DAUGHERTY, PATRICIA W	0	0	0	0	4,002
DAVEY, ADAM	56,741	61,170	-11,991	0	0
DAVEY, MAUREEN SEMANS	0	0	26,767	0	0
DAVIDSON, WILLIAM R	181,000	137,560	0	0	0
DAVIES, EDWARD TIMOTHY	0	0	30,000	0	0
DAVIS, ADAM J	26,450	0	0	67,275	0
DAVIS, RICHARD FREDERICK	4,000	12,750	0	0	0
DAWE, R KELLY	485,000	510,000	540,000	1,238,351	2,169,499
DAY, JAMES LADON	48,080	54,200	21,330	14,410	29,280
DE HASETH, JAMES A	0	0	0	34,000	34,000
DEAN, JEFFREY F D	93,000	635,684	894,827	545,621	235,845
DECHICCHIS, ALBERT R	225,000	0	0	36,266	37,301
DEEHR, CYNTHIA	10,614	6,666	6,667	0	0
DESSLER, CHRISTA HARRELSON	0	0	0	25,000	0
DEJOY, DAVID M	315,158	0	-8	0	388,868
DEPLANE, KEITH S	33,200	0	200	23,405	68,000
DEMPSEY, LAWRENCE STEVEN	25,000	30,000	0	25,000	0
DENNIS, WILLIAM MICHAEL	27,000	138,804	45,000	194,500	0
DENNY, TIMOTHY P	65,000	0	0	0	0
DEOM, CARL M	0	20,034	5,784	0	0
DERVARTANIAN, DANIEL V	2,217	2,245	379	0	1
DEVOS, KATRIEN MARTHA	0	0	72,206	27,500	114,647
DIAZ-PEREZ, JUAN C	1,500	4,500	0	0	6,000
DICKENS, ERNEST DAVID	363,858	0	15,000	5,000	24,000
DICKERSON JR, HARRY W	0	300,000	13,950	0	0
DIPIRO, JOSEPH T	28,551	69,820	64,400	70,035	-7,372
DIRR, MICHAEL A	-2,250	4,544	3,777	3,420	17,951
DISHMAN, RODNEY K	26,382	82,786	0	435,575	431,714
DIXON, ROBERT T	77,728	74,686	0	0	0
DLUHY, RICHARD A	0	193,477	0	0	0
DOCAMPO, ROBERTO	0	0	0	58,000	82,065
DOLLAR, PATRICE G	0	0	2,500	0	0
DONOVAN, LISA ALAYNE	129,650	17,534	17,500	243,578	0
DORE, TIMOTHY	0	0	0	5,000	0
DORFMAN, JEFFREY H	0	9,057	0	0	39,000
DOUCE, G KEITH	63,000	75,749	105,000	60,000	15,000
DOUGAN, SCOTT T	0	70,000	65,000	60,000	60,000

FIVE-YEAR AWARD COMPARISON BY PRIMARY INVESTIGATOR¹

FY 01-02 Through FY 05-06 (First & Second Quarters)

PRIMARY INVESTIGATOR	FY 02 AMOUNT	FY 03 AMOUNT	FY 04 AMOUNT	FY 05 AMOUNT	FY 06 AMOUNT
	First & Second Quarters				
DOUGHERTY, KEITH L	0	0	0	71,453	0
DOVE, CHARLES ROBERT	506	0	0	0	0
DOYLE, J GRIFFIN	193,000	47,000	0	0	0
DOYLE, MICHAEL O	2,260	0	0	0	0
DOYLE, MICHAEL PATRICK	353,336	438,412	763,461	1,415,736	273,525
DOZIER, WILLIAM A	42,250	18,950	0	0	0
DUCHARME, LORI	0	0	0	0	299,758
DUCKETT, SUSAN K	500	163,450	0	168,942	162,788
DUDLEY, GARY A	308,791	117,587	403,305	397,511	312,218
DUNCAN, JAMES ROBERT	270	1,537	0	0	0
DUNCAN, MICHAEL A	231,500	224,998	101,372	103,793	0
DUNCAN, RONNY R	3,517	2,000	0	0	0
DUNN, ANNE	0	0	10,000	0	0
DUNNING, ARTHUR N	0	0	0	48,272	0
DURE III, LEON S	5,000	5,000	0	5,000	0
DUSANSKY, RICHARD	34,387	37,804	37,804	35,458	36,289
DUTCHER, JAMES D	9,500	15,000	18,250	17,000	14,000
EARL, HUGH JAMES	0	26,500	0	0	0
EASON, MARCUS A	25,232	60,000	75,713	28,242	7,814
EATON, THOMAS A	-50,935	0	0	0	0
EDWARDS JR, HARDY M	55,085	0	0	0	0
EDWARDS, GAYLEN L	72,400	72,400	0	0	0
EDWARDS, JAMES D	0	1,352	0	0	0
EDWARDS, JOHN C	0	-26	0	0	0
EHARDT, CAROLYN L	0	0	5,000	0	11,924
EILAND, WILLIAM U	193,431	128,200	153,250	320,021	470,376
EITEMAN, MARK ANDREW	0	80,118	244,000	0	227,328
EITENMILLER, RONALD R	65,000	104,620	153,800	154,800	79,962
ELLETT, ALBERTA	343,900	635,386	583,265	712,015	842,107
ELLINGTON, C RONALD	95,839	76,800	81,600	20,563	47,567
ELY, LANE O	0	2,950	2,750	750	1,000
ERGUL, ADVIYE	0	10,000	0	0	419,920
FAGAN, SUSAN C	0	0	26,717	27,521	27,521
FAIRCHILD, BRIAN DAVID	0	0	0	19,550	8,750
FARMER, MARK A	0	-65,000	111,706	0	525
FECHHEIMER, MARCUS	0	0	0	9,412	170,200
FECHO, ROBERT ANTHONY	0	0	5,000	0	0
FELDMAN, STUART	96,890	30,220	0	0	0
FERGUSON, DUNCAN C	58,606	64,823	91,760	0	0
FERRARA, MICHAEL S	23,805	10,588	30,562	64,336	61,890
FINCHAM, JACK	0	10,000	0	8,900	12,357
FINCHER, CAMERON	0	0	0	0	0
FIRESTONE, EVAN R	20,436	45,000	43,716	40,448	55,503
FIRTH, GERALD R	15	0	0	0	0
FIRTH, IAN J W	17,950	131,259	0	0	0
FISCHER, JOHN R	175,010	409,070	188,580	194,030	141,560
FISHER, JEFFREY WILLIAM	24,951	262,192	402,271	1,062,511	112,997
FISK, AARON THOMAS	0	6,500	0	0	24,543
FITT, WILLIAM K	5,000	2,200	0	16,823	0
FLETCHER JR, THOMAS DAVID	0	0	2,500	0	0
FLETCHER, DANIEL L	0	28,175	0	0	0
FLETCHER, STANLEY M	520,576	503,976	70,000	0	0
FLORKOWSKI, WOJCIECH J	0	22,000	6,500	0	50,540
FONSAH, ESENDUGUE GREG	0	500	0	0	2,000

FIVE-YEAR AWARD COMPARISON BY PRIMARY INVESTIGATOR¹

FY 01-02 Through FY 05-06 (First & Second Quarters)

PRIMARY INVESTIGATOR	FY 02 AMOUNT	FY 03 AMOUNT	FY 04 AMOUNT	FY 05 AMOUNT	FY 06 AMOUNT
	First & Second Quarters				
FORD, CATHERINE ELAINE	159,005	176,130	-611	0	0
FORE III, CECIL	0	0	0	0	105,944
FOREHAND, REX L	888,851	900,000	899,449	486,833	235,000
FORS, STUART W	62,991	59,939	131	229,900	245,291
FORSCHLER, BRIAN T	214,700	50,700	32,870	47,500	53,000
FOSTER, MARK R	127,151	462,825	120,120	62,862	21,450
FOUTZ, TIMOTHY LEE	24,000	3,600	0	0	750
FOWLER, LAURIE A	17,248	19,930	28,055	0	0
FRAGASZY, DOROTHY M	130,653	5,942	51,661	55,316	0
FRANIC, DUSKA M	0	5,000	0	0	0
FRANK, JOSEPH F	49,441	282,451	58,475	0	220,000
FRANKLIN, CHRISTINE ANNETTE	0	40,000	0	0	0
FRANKLIN, JAMES LEE	0	0	0	130,265	-1,498
FRAZIER, KENDALL S	0	14,967	0	0	0
FREEMAN, BYRON J	90,967	0	338,262	127,225	68,943
FREER, COBURN	47,262	49,048	74,710	72,156	65,500
FREIMUTH, VICKI S	0	0	0	76,561	791,026
FRENCH, WARREN A	30,116	29,518	24,958	0	0
FRICK, ANNE LINDSAY	0	3,000	5,721	5,000	0
FROETSCHER, MARK A	0	6,000	16,276	9,000	0
FU, ZHEN	33,000	40,000	88,320	0	0
FULLER, ALBERTA LORRAINE	0	0	0	1,931	0
GABRIEL, RUSSELL C	1,113,244	1,147,664	1,174,412	609,820	0
GAERTIG, JACEK	0	0	0	80,929	0
GARBER, MELVIN P	0	10,500	157,013	322,103	345,234
GARBIN, ALBENO	0	0	0	0	0
GARCIA, MARICARMEN	0	0	0	0	98,714
GARDNER, WAYNE A	90,463	137,533	120,450	134,370	112,204
GARNER, JOSEPH C	500	1,500	2,000	34,002	28,599
GARRISON, ERVAN G	23,533	2,600	13,500	6,033	22,700
GASCHO, GARY J	51,325	4,500	50,000	0	0
GASKIN, JULIA WEBB	0	0	0	0	32,137
GAST, DAVID L	0	294,548	299,882	299,591	0
GATES, KEITH W	152,730	131,777	54,205	10,000	0
GATEWOOD, ROBERT D	8,500	10,550	8,500	0	16,123
GELLER, MICHAEL RAY	0	0	80,000	0	0
GIBBONS, J WHITFIELD	143,677	191,183	119,080	127,738	48,383
GIRAUDO, SILVIA Q	0	181,000	0	0	0
GITAITIS, RONALD D	0	0	1,500	3,000	18,500
GLASER, BRIAN A	0	0	15,500	16,600	16,600
GLENN, TRAVIS C	0	0	30,000	122,041	136,125
GLISSON, JOHN R	5,734	7,609	4,455	244,518	264,809
GODT, MARY JO WIERMAA	0	-5,781	0	0	0
GOLD, SCOTT E	0	0	290,000	0	0
GOLDSTEIN, SUSAN T	0	0	0	0	0
GOODIE, ADAM S	0	0	0	0	110,400
GOWATY, PATRICIA ADAIR	0	0	72,032	30,000	30,400
GRAGSON, THEODORE L	0	1,165,772	1,132,766	1,300,700	1,160,000
GRAHAM, MARGARET A	0	382,695	0	0	0
GRAHAM, P TOBY	0	0	0	0	761,427
GRAHAM, RICHARD MARTIN	8,415	10,000	10,000	10,000	10,000
GRAHAM, WILLIAM A	64,117	0	0	0	0
GRANVILLE, ANDREW J	97,884	0	0	0	0
GRASSO, MAUREEN	0	280,000	392,000	238,500	352,424

FIVE-YEAR AWARD COMPARISON BY PRIMARY INVESTIGATOR¹

FY 01-02 Through FY 05-06 (First & Second Quarters)

PRIMARY INVESTIGATOR	FY 02 AMOUNT	FY 03 AMOUNT	FY 04 AMOUNT	FY 05 AMOUNT	FY 06 AMOUNT
	First & Second Quarters				
GRATZEK, JOHN B	7,089	16,156	0	0	0
GRAVES, WILLIAM M	0	0	3,086	100	5,280
GREEN, GARY TERENCE	0	0	53,500	0	22,160
GREENE, W. DALE	0	0	50,000	50,000	0
GREENE, WALTER D	15,070	0	0	0	0
GREGORY, CHRISTOPHER	0	0	0	267	390
GREY, TIMOTHY LANE	0	32,633	12,666	5,750	13,750
GRIDER, ARTHUR	0	0	0	0	18,306
GRIFFIN, GLORY P	0	0	0	0	0
GROSSMAN, GARY DAVID	15,435	117,502	41,000	-7,034	0
GROVER, RAJIV	45,128	39,724	39,944	50,763	37,363
GUILLEBEAU, LEE P	54,335	82,465	42,514	78,173	59,665
GUO, BAOZHU	0	0	28,000	6,000	0
GUSTAVSON, SANDRA G	987,412	649,520	225,208	652,341	593,567
HAHN, MICHAEL G	0	8,668	0	1,011,116	977,552
HAIRE, SUSAN B	0	0	115,632	0	0
HALE, JEROLD L	0	0	3,607	0	0
HALL, DANIEL B	0	0	20,233	0	0
HALL, JOAN KELLY	0	0	99,204	0	0
HALL, MELVIN R	465	2,050	0	0	0
HALPER, JAROSLAVA T	42,737	0	0	0	0
HALVERSON, CHARLES F	0	0	0	0	0
HAMILTON, CLAIRE E	881,300	0	0	0	0
HAMILTON, ROBERT D	0	107,900	11,000	702,465	37,500
HAMMOND JR, BILLY R	0	95,118	0	2,100	0
HAMRICK III, JAMES L	98,328	200,526	127,055	21,869	737
HAMRITA, TAKOI K	0	0	0	0	90,071
HANNA, WAYNE W	28,000	29,952	69,235	290,717	83,026
HANNAFIN, MICHAEL	0	0	123,176	37,099	20,468
HANULA, GAIL M	10,076	1,349,764	2,077,538	0	11,075
HAPPEK, UWE	50,000	30,000	40,000	40,000	50,000
HARDIN, IAN R	40,134	1,843	5,000	45,800	0
HARDING, JAMES L	4,087	3,959	0	0	0
HARGIS, JERRY L	42,223	20,681	0	0	0
HARGROVE, JAMES LEE	0	0	22,000	0	0
HARMON, BARRY G	0	185	0	0	0
HARNISH, DOROTHY	0	2,528,641	0	558,560	1,100,865
HARRELL, SUSAN J	105,150	701	0	0	0
HARRINGTON, TIMOTHY B	1,000	0	0	0	0
HARRIS JR, THOMAS G	0	0	1,500	0	0
HARRIS, RUTH B	239,408	5,393	52,911	1,961	0
HARRISON, JUDY A	0	0	0	0	20,000
HARRISON, KERRY A	0	0	40,000	0	0
HARRISON, MARK A	0	568,370	0	92,921	0
HARTEL, PETER G	65,985	0	183,107	129,994	104,076
HARTLE, DIANE K	0	25,000	0	164,000	125,300
HARTMANN, KATRIN	50,817	0	0	0	0
HATFIELD, LARRY L	0	30,093	0	0	0
HAUSCHILDT, PETER HASCHE	0	14,755	0	0	0
HAWKINS, BILLY J	0	0	0	10,000	0
HAWKINS, GARY L	0	0	0	0	94,915
HAWMAN, ROBERT B	97,044	0	0	0	0
HAY, KENNETH E	271,185	264,540	189,045	447,773	0
HAYES, HARRY W	49,095	0	16,450	29,920	0

FIVE-YEAR AWARD COMPARISON BY PRIMARY INVESTIGATOR¹
FY 01-02 Through FY 05-06 (First & Second Quarters)

PRIMARY INVESTIGATOR	FY 02 AMOUNT	FY 03 AMOUNT	FY 04 AMOUNT	FY 05 AMOUNT	FY 06 AMOUNT
First & Second Quarters					
HAZINSKI, DAVID C	8,000	0	0	0	0
HEALD, PAUL J	0	76,860	0	0	0
HEMMER, DAVID J	1,500	0	0	0	0
HENDRICK JR, RONALD L	0	0	0	50,000	2,894
HENDRIX, PAUL F	4,920	0	130,001	18,884	120,001
HENNIER, RICHARD M	0	9,000	8,000	0	0
HENRY, CAROLE K	0	0	0	1,250	0
HENSLEY, S FRANCES	1,440,787	1,487,442	1,476,187	1,233,884	0
HERMANOWICZ, JOSEPH C	0	0	0	0	10,022
HERNANDEZ-DIVERS, STEPHEN J	0	4,938	0	0	0
HERREN, RAY V	0	0	11,000	30,000	22,000
HERRMAN, MARGARET S	152	0	13,158	0	0
HERZ, NORMAN	5,000	0	15,000	0	0
HERZOG, GARY A	62,700	388	0	0	0
HICKEY, DANIEL T	158,062	0	71,316	235,594	-576
HILL, GARY MARTIN	0	31,000	30,500	0	0
HILL, JANETTE R	0	0	0	0	47,539
HILL, MARILYN	0	0	0	66,400	2,400
HILL, MARY LOUISE	0	0	0	0	175,000
HILL, NICHOLAS S	377	370	3,166	14,967	168
HILL, ROGER BRIAN	22,552	0	0	15,572	0
HILLIARD, JIMMY E	0	7,540	39,494	0	0
HILTON, HOWARD N	0	4,969	3,497	1,535	0
HINES II, MURRAY E	0	0	99,102	50,085	0
HINKLE, NANCY C	0	0	43,695	2,400	1,000
HINTON, THOMAS G	0	0	0	0	64,186
HOBDY-HENDERSON, KAREN C	81,856	0	0	0	0
HODSON, ROBERT E	30,389	27,715	0	0	0
HOENIG, MARGARETHE E	25,040	-50,203	208,264	0	30,125
HOFACRE, CHARLES L	786,350	18,887	19,258	-6,936	64,576
HOFER, CHARLES W	29,750	0	0	16,950	0
HOGAN, ROBERT JEFF	0	0	0	0	386,322
HOGUE, JOHN	0	0	0	51,065	43,005
HOHMANN, ANDREA G	72,400	296,029	172,605	177,721	10,936
HOLBROOK, C C	0	0	0	20,000	18,000
HOLBROOK, C. CORLEY	0	0	0	47,578	0
HOLLAND, THOMAS P	21,000	13,138	0	0	-253
HOLLIBAUGH, JAMES T	340,097	159,167	45,000	69,694	15,000
HOLLOWAY, STEVEN R	0	0	0	115,954	10,236
HOLMES, CHARLES T	40,932	0	0	0	0
HOLMES, PHILIP V	0	89,063	0	0	0
HOLMES, WILLIAM F	8,000	45,000	17,000	0	0
HONDALUS, MARY K	0	0	0	0	89,506
HOOGENBOOM, GERRIT	6,180	755,964	373,117	957,061	147,640
HOOK, JAMES E	0	0	63,500	157,417	0
HOOVER, TIMOTHY R	0	325,000	0	0	0
HOPKINS, WILLIAM A	0	0	14,850	15,029	0
HORNE, ARTHUR M	900,211	1,105,000	1,092,850	248,525	125,931
HORTON, DAN L	44,808	20,000	15,000	16,000	109,000
HORTON, GERALD T	10,000	10,324	18,774	10,425	10,634
HORVAT, MICHAEL A	0	20,000	20,600	0	0
HOVELAND, CARL S	1,000	0	0	0	0
HOWERTH, ELIZABETH W	7,422	0	11,826	0	0
HOYT, ROBERT E	0	5,100	17,600	1,000	5,517

FIVE-YEAR AWARD COMPARISON BY PRIMARY INVESTIGATOR¹

FY 01-02 Through FY 05-06 (First & Second Quarters)

PRIMARY INVESTIGATOR	FY 02 AMOUNT	FY 03 AMOUNT	FY 04 AMOUNT	FY 05 AMOUNT	FY 06 AMOUNT
	First & Second Quarters				
HSU, HUI-CHIN	0	72,400	0	0	0
HUA, GANG	0	0	0	0	450
HUANG, CHUNG-LIANG	0	0	0	0	20,000
HUANG, YAO-WEN	0	15,000	0	35,000	3,750
HUBBARD, WILLIAM G	117,000	209,550	93,497	319,530	284,000
HUBBELL, STEPHEN P	465,764	93,668	6,000	511,911	141,213
HUDSON III, WILLIAM G	2,500	3,501	0	2,012	7,500
HUMMER, TERRY R	0	8,000	0	0	0
HUMPHREYS, JEFFREY MATTHEW	0	32,829	105,000	72,953	73,018
HUNG, YEN-CON	96,867	6,396	27,916	390,203	10,200
HUNTER, MARK D	42,734	51,066	47,604	0	0
HURLEY, DAVID JOHN	50,000	0	42,885	6,119	93,195
HURST, ANNE S	0	31,822	0	0	0
HUSEMAN, RICHARD C	54,386	57,364	51,976	51,811	27,489
HUSSEY, RICHARD S	-17,021	267	211,202	8,973	415,054
HYND, GEORGE W	253,814	245,661	0	0	0
INGRAM, KEITH T	5,400	4,000	0	0	0
INSOCE, JOHN C	0	0	0	22,600	31,000
IRWIN, REBECCA E	0	64,203	0	374,912	0
IVARIE, ROBERT D	50,892	3,301	5,000	0	0
IZLAR, ROBERT LEE	151,935	157,080	130,544	130,317	143,411
IZSAK, ANDREW G	0	0	0	325,666	0
JACKSON JR, THOMAS H	0	0	0	24,206	48,097
JACKSON, BEN D	22,511	2,800	0	0	13,500
JACKSON, C RHETT	232,967	22,159	22,276	60,000	0
JAGOE, CHARLES H	0	0	68,148	0	0
JASKYTE, KRISTINA	0	0	224,925	0	0
JASO-FRIEDMANN, LILIANA	0	0	0	0	300,000
JAWORSKI, ALAN J	0	0	0	10,530	10,530
JEN, JOSEPH J	0	0	581	0	0
JENKINS, TRACIE M	0	0	0	5,150	10,000
JENNINGS, CECIL A	238,974	232,738	31,896	96,966	222,128
JOHNSON III, WILEY C	101,500	107,000	0	0	0
JOHNSON, J AARON	0	0	0	0	5,443
JOHNSON, JERRY W	3,162	4,189	17,933	55,038	1,713
JOHNSON, JOHN T	0	15,500	0	0	0
JOHNSON, MARY ANN	65,646	669,879	70,761	67,037	292,985
JOHNSON, MICHAEL K	8,401	0	0	0	0
JONES, KAREN H	156,316	157,705	0	0	0
JONES, LAWRENCE F	1,350,000	1,400,000	0	0	0
JONES, RICHARD D	10,000	0	0	0	0
JONES, SCOTT A	0	0	0	91,617	127,576
JONES, TONIA	0	0	0	0	366,445
JORDAN, CARL FREDERICK	78,207	96,271	161,271	0	0
JORDAN, JEFFREY L	5,614	41,857	11,591	11,574	0
JORGENSEN, PETER A	9,000	9,000	0	0	0
JOST, PHILIP H	0	0	7,000	26,000	119,700
JOYE, SAMANTHA B	111,673	110,458	98,157	69,669	475,247
JULIAN, MARC W	0	0	0	0	1,519,886
JURAT FUENTES, JUAN LUIS	0	0	0	0	300
KALIVODA, KAREN S	0	45,113	0	15,021	0
KAMPHAUS, RANDY W	13,140	21,927	0	0	0
KANEMASU, EDWARD T	48,104	50,626	332,358	106,257	125,617
KAPLAN, RAY MATTHEW	0	45,365	0	0	0

FIVE-YEAR AWARD COMPARISON BY PRIMARY INVESTIGATOR¹

FY 01-02 Through FY 05-06 (First & Second Quarters)

PRIMARY INVESTIGATOR	FY 02 AMOUNT	FY 03 AMOUNT	FY 04 AMOUNT	FY 05 AMOUNT	FY 06 AMOUNT
	First & Second Quarters				
KARLS, ANNA CECILIA	100,000	212,856	0	29,677	29,677
KARLS, RUSSELL KENNETH	0	0	0	17,500	0
KARNOK, KEITH J	29,613	0	34,645	54,650	12,588
KASTNER, JAMES R	42,730	0	0	0	35,040
KAYS, STANLEY J	0	0	29,400	20,000	0
KAZEZ, WILLIAM H	0	0	0	108,000	0
KEITH, CHARLES H	0	0	0	299,716	0
KELLEY, WILLIAM T	0	0	6,250	34,573	0
KELLOUGH, J EDWARD	0	0	19,000	24,000	0
KEMERAIT JR, ROBERT C	14,300	12,000	45,450	22,750	105,864
KENNEDY, GILES W	442,579	609,812	361,800	199,666	318,198
KERR, WILLIAM L	0	0	1,872	1,308	276,000
KEY, JOE L	345,881	0	0	0	0
KHERSONSKY, JULIA A	0	0	0	109,156	235,703
KHRIPUNOV, IGOR	6,804	637,986	308,370	337,960	121,739
KIGHTLINGER, KEITH	15,000	15,000	15,000	0	0
KINDER, JACQUELYN S	0	0	1,708	-196	2,323
KIPREOS, EDWARD T	800,000	56,910	0	0	0
KISAALITA, WILLIAM S	0	80,984	0	0	104,451
KISSEL, DAVID E	70,500	0	40,696	0	0
KISSINGER, JESSICA	0	73,500	0	211,239	0
KLEIBER, DOUGLAS A	4,000	16,109	0	4,734	0
KLEIBER, PAMELA B	0	0	5,000	0	27,050
KLEVEN, STANLEY H	59,454	659,268	134,512	23,674	90,896
KNAPP, STEVEN J	0	0	0	714,377	570,845
KNAUFT, DAVID ALAN	0	0	0	0	559,287
KNOX, JOHN A	0	0	66,000	0	0
KOBALLA JR, THOMAS R	0	0	50,000	50,000	0
KOCHERT, GARY D	0	0	0	0	0
KOJEVNIKOV, ALEXEI B	85,232	0	0	0	0
KOLOMER, STACEY R	0	29,743	0	2,460	0
KORNACKI, JEFFREY L	21,043	0	0	0	0
KOTZAN, JEFFREY A	0	22,500	15,000	0	0
KOWALEWSKI, STEPHEN A	3,667	13,972	0	0	0
KRAEMER, EILEEN T	50,534	0	0	0	0
KRAMER, ELIZABETH A	164,000	71,445	441,241	8,500	131,193
KRAUSE, DUNCAN C	0	239,375	0	12,000	0
KRETZSCHMAR JR, WILLIAM A	9,210	61,834	0	27,000	9,879
KREWER, GERARD W	3,000	0	0	0	0
KROPF, NANCY P	3,831	11	10	18,640	14,027
KRUNKOSKY, THOMAS M	0	0	0	92,975	23,202
KUHNERT, KARL W	0	37,500	39,000	7,900	78,907
KUNDELL, JAMES E	55,575	100,000	139,373	16,127	0
KURTZ JR, DONALD M	0	10,185	0	0	0
KURTZ, HILDA	0	0	0	11,630	0
KURTZ, PAUL M	0	10,000	0	0	0
KUSHNER, SIDNEY R	303,699	306,003	328,651	331,200	331,200
KUTAL, CHARLES R	83,944	26,159	0	0	0
KVIEN, CRAIG K	208,140	730,614	701,632	640,509	212,625
LACY, MICHAEL P	13,656	26,548	41,259	32,883	13,038
LACY, RICHARD CURTIS	0	0	0	99,226	116,546
LAHAIE, BRIAN J	0	0	0	0	8,000
LAI, MING-JUN	0	0	114,201	18,000	0
LAING, EMMA E	0	0	0	57,000	0

FIVE-YEAR AWARD COMPARISON BY PRIMARY INVESTIGATOR¹

FY 01-02 Through FY 05-06 (First & Second Quarters)

PRIMARY INVESTIGATOR	FY 02 AMOUNT	FY 03 AMOUNT	FY 04 AMOUNT	FY 05 AMOUNT	FY 06 AMOUNT
	First & Second Quarters				
LANDAU, DAVID P	172,000	135,000	202,761	125,526	76,268
LANDRUM, THOMAS S	0	10,000	1,000	0	400
LANDRY JR, GILBERT W	0	1,800	0	0	338,612
LANEHART, SONJA L	0	0	6,726	12,000	0
LANGONE JR, JOHN	144,725	153,125	0	454,333	481,261
LANGONE, CHRISTINE A	0	0	0	0	70,568
LANGSTON JR, DAVID B	13,000	6,800	19,500	18,000	12,700
LANIER, LANNIE LOVETT	0	0	0	0	46,802
LANZILOTTA, WILLIAM N	0	0	0	55,000	55,000
LARISCY, RUTH ANN	0	0	0	0	1,000
LARSON, EDWARD J	0	609	0	0	0
LASTRAPES, WILLIAM D	0	0	0	10,756	5,303
LATIMER, KENNETH S	0	0	0	2,003	1,731
LAUBER, ERICK	0	50,000	0	0	0
LAUDERDALE, JAMES D	0	0	0	0	50,000
LAUTH, THOMAS P	1,268	0	0	2,950	5,394
LAW, S EDWARD	20	615	4,205	2,508	54,492
LEASE, A MICHELE	0	0	0	20,000	0
LECLERC, MONIQUE Y	162,600	368,965	373,032	200,976	271,068
LEDBETTER, JAMES G	0	257	0	0	590,085
LEE, CHERYL A	85,360	0	0	0	0
LEE, DWIGHT R	33,000	32,500	35,000	22,288	23,812
LEE, JOHN W	27,063	0	0	0	0
LEE, MARGIE D	194,750	200,593	0	0	0
LEE, R DEWEY	2,750	85,000	65,800	67,000	60,000
LEGAULT, PASCALE	131,269	132,703	0	0	0
LEIGH, DAVID S	5,205	0	0	17,172	17,000
LEIGH, DAVID S.	0	162,918	0	0	0
LEIGH, THOMAS W	58,174	54,036	63,755	49,264	70,848
LEONAS, KAREN K	0	0	0	0	0
LEVERY, STEVEN B	0	0	-13,806	0	0
LEWIS III, A JEFFERSON	81,094	126,683	163,761	156,605	116,030
LEWIS, RICHARD D	243,580	0	0	152,785	0
LEWIS, STEPHEN J	0	37,500	0	0	0
LINDSTROM JR, ORVILLE M	1,000	6,250	6,250	7,000	0
LIPP, ERIN K	0	0	326,331	689,608	20,858
LITTLE, SUSAN D	0	0	0	0	50,000
LITTLE, SUSAN E	0	0	900,000	0	-73,600
LJUNGDAHL, LARS G	46,485	17,906	0	0	0
LOCKHART, LETTIE L	2,003,890	1,359,348	1,580,261	1,301,112	1,575,377
LOGAN JR, HENRY H	48,842	40,126	157,534	15,844	41,309
LOHR, LUANNE	0	0	561,755	0	0
LONGMAN, STANLEY V	0	1,176	0	0	0
LORENZINI, DINO J	56,748	0	0	0	0
LOVELL, C A KNOX	42,477	36,155	34,343	29,005	50,655
LOWE, DONALD ROBERT	0	0	0	15,190	33,147
LOWENTHAL, DAVID K	0	75,000	0	164,152	0
LU, D ROBERT	15,000	15,000	6,000	0	0
LUSK, MARK W	0	0	244,550	46,500	5,968
LYDA, FREDERICK M	0	0	0	2,000	0
LYNCH, RICHARD L	0	509,476	397,295	0	139,930
LYNCH, ROBERT E	1,000	3,000	0	0	0
MACE JR, ARNETT C	906,080	1,001,546	761,762	608,693	776,971
MADDEN, MARGUERITE	0	0	0	243,263	190,896

FIVE-YEAR AWARD COMPARISON BY PRIMARY INVESTIGATOR¹

FY 01-02 Through FY 05-06 (First & Second Quarters)

PRIMARY INVESTIGATOR	FY 02 AMOUNT	FY 03 AMOUNT	FY 04 AMOUNT	FY 05 AMOUNT	FY 06 AMOUNT
	First & Second Quarters				
MADEO, SILVIA A	0	0	41,089	0	0
MAGNANI, LORIS ALBERTO	-2,000	0	0	0	45,202
MAHAFFEY, EDWARD A	80,000	132,805	29,336	16,611	-1,812
MAHAN, ROBERT P	42,500	0	0	0	0
MAIER, ROBERT J	274,060	132,516	218,472	110,400	0
MAJETICH, GEORGE F	45,773	0	0	0	130,000
MAJORS, YOLANDA J	0	34,950	0	0	0
MALMBERG, RUSSELL L	109,000	110,000	0	0	0
MANDERS, JEANETTE ELIZABETH	0	107,283	0	24,222	0
MANER, EDWIN GORDON	976,785	0	0	0	0
MANLEY, NANCY R	0	0	0	155,000	0
MARABLE, AMANDA B	0	0	0	0	70,000
MARABLE, F GEORGE	153,721	139,731	5,162	2,922	98,799
MARABLE, NINA	0	0	0	0	0
MARKEWITZ, DANIEL	16,463	66,150	119,909	0	164,261
MARKS, HENRY L	1,261	841	0	0	0
MARLOWE, JULIA	7,498	0	0	0	0
MARSH, JOAN E	0	0	0	278,717	386,946
MARTIN, BRADLEY C	18,000	0	0	-38,267	0
MARTIN, LAMAR G	87,506	0	0	0	0
MARTIN, ROY P	6,924	12,221	0	0	0
MARTIN, SCOTT A	8,886	3,500	0	0	0
MARTINEZ-ESPINOZA, ALFREDO D	0	0	0	105,490	0
MATIC, GORDANA	28,670	34,121	0	103,769	0
MATTHEWS, D ERIC	47,617	105,317	215,200	134,361	194,403
MAURER, JOHN J	0	2,970	0	0	890,000
MAURICIO, RODNEY	0	38,415	46,515	41,031	41,031
MAY, OSCAR LLOYD	50,436	42,900	11,200	4,550	0
MAYHEW, STEWART	0	170,102	189,911	0	0
MCARTHUR, J VAUN	0	0	0	17,172	12,236
MCCALL, JOHN W	16,694	24,973	130,365	544,815	561,739
MCCORMICK, LAURA K	27,000	27,000	0	0	0
MCCORMICK, WILLIAM C	0	0	31,000	24,000	0
MCCRORY, CLINTON G	0	0	0	524,666	0
MCCULLY, KEVIN K	118,556	365,011	0	0	0
MCDONALD, JOHN F	170,989	177,853	17,148	2,000	0
MCDUGALD, LARRY R	69,800	1,298	33,900	9,431	21,000
MCDOWELL, JENNIFER E	0	168,487	117,213	122,414	124,467
MCDUFFIE, CHARLES H	0	0	0	5,000	0
MCEACHERN, MICHAEL J	224,440	944,440	224,440	224,440	0
MCGRAW, ROYAL A	10,518	4,874	2,449	3,242	2,695
MCHUGH, JOSEPH V	31,598	5,000	256,432	0	21,039
MCKILLIP, WILLIAM D	9,926	13,435	0	0	0
MCLAUGHLIN, PHILLIP J	284,600	167,400	0	0	0
MCLAURIN, WAYNE J	334	0	0	0	0
MCLELLAN, DONALD L	0	196	0	0	0
MCPHERSON, ROBERT M	37,300	48,463	55,259	31,480	8,400
MCRAE, ERIC ANDREW	0	0	0	0	276,120
MCWATTERS, SUSAN K	0	0	50,000	0	0
MEAD, DANIEL G	0	82,246	0	-10,006	315,000
MEAGHER, RICHARD B	303,795	756,947	192,349	150,000	150,000
MECKLENBURG, ROY A	6,291	0	0	0	0
MEENTEMEYER, VERNON	0	0	13,462	0	0
MEILE, CHRISTOF D	0	0	0	0	46,697

FIVE-YEAR AWARD COMPARISON BY PRIMARY INVESTIGATOR¹

FY 01-02 Through FY 05-06 (First & Second Quarters)

PRIMARY INVESTIGATOR	FY 02 AMOUNT	FY 03 AMOUNT	FY 04 AMOUNT	FY 05 AMOUNT	FY 06 AMOUNT
	First & Second Quarters				
MELTZER, RICHARD S	2,000	2,000	79,680	2,000	0
MENDICINO, JOSEPH F	0	21,000	0	0	0
MENGAK, MICHAEL THOMAS	2,500	2,000	8,250	46,682	0
MENSA-WILMOT, KOJO ANZAH	236,311	72,400	146,000	73,600	0
MERKLE, SCOTT A	0	50,000	67,000	125,277	151,458
MEYER, HENNING HORST H	129,605	0	0	0	0
MEYER, JUDITH L	19,000	55,000	0	4,905	0
MEYER, MARY C	0	68,367	0	0	0
MEYERS, J MICHAEL	0	0	0	0	32,782
MIDDLEBROOKS, CAROLE	0	0	0	18,800	217,800
MILFORD, RICHARD L	361,724	41,310	45,493	0	0
MILLER, DORIS MARIE	1,389,304	1,342,636	-68,873	96,000	1
MILLER, KARL V	2,162	1,998	195,165	4,000	64,500
MILLER, LLOYD STEPHEN	115,650	7,305	10,335	0	0
MILLER, PATRICIA	0	300	0	0	6,250
MILLER, WILLIAM LYNN	0	0	0	23,755	28,063
MILLER, WILLIAM P	0	70,593	54,436	0	17,681
MILLS JR, DAVID P	200,000	234,200	195,000	212,375	0
MILLS, GARY L	40,291	0	0	0	0
MILLS, HELEN H	4,681	286,371	0	0	0
MISZTAL, IGNACY	120,127	54,800	205,988	0	71,460
MITCHELL, ELAINE K	200,047	123,380	37,740	83,080	138,772
MITCHELL, NICOLE F	0	0	0	0	14,250
MOHNEN, DEBRA	100,000	0	407,955	25,630	51,835
MOMANY, MICHELLE	9,628	205,000	5,000	0	0
MON, KIN KEUNG	0	22,000	0	24,500	0
MOORE, J MICHAEL	11,500	38,000	25,000	26,800	12,000
MOORE, JAMES N	163,464	329,036	185,932	139,318	134,022
MOORE, JULIE MARIELLE	308,108	324,043	0	0	0
MORAN, MARY A	966,299	91,152	159,403	2,859,845	161,466
MOREHEAD, JERE W	0	47,049	44,266	17,935	20,635
MOREMEN, KELLEY W	0	408,293	0	394,857	221,782
MORGAN, ROBERT N	0	3,000	0	0	0
MORRIS, LAWRENCE A	100,261	0	12,452	42,000	25,772
MORRIS, LIBBY V	0	124,659	0	0	0
MORRISON, DARREL	22,061	15,802	19,000	16,960	20,907
MOSHI, LIOBA	168,435	151,818	173,763	312,919	99,840
MOTE, THOMAS L	0	174,218	0	30,243	53,000
MRAZEK, JAN	0	0	0	0	73,000
MULLIS, REBECCA MCNEILL	2,156,910	791,639	13,064	42,000	30,000
MUNNEKE, HENRY J	0	0	0	32,600	0
MUNNELL, JOHN F	376	11	0	0	0
MURPHY, TIMOTHY R	82,250	81,350	65,750	114,100	98,450
MURRAY, THOMAS F	167,593	158,272	154,933	133,962	40,792
MURRY, VELMA MCBRIDE	715,673	675,882	636,820	681,177	0
NACKERUD, LARRY G	0	57,260	47,260	48,560	1,267
NAEHER, LUKE PETER	195,321	29,467	141,000	115,070	7,720
NAIR, VASU	0	430,334	359,221	156,308	204,938
NAIRN III, CAMPBELL JOSEPH	0	0	0	0	7,000
NAKANO, DANIEL	100,955	0	0	0	0
NAKAYAMA, KANZO	0	0	108,312	0	0
NATHANI, SUNEETI	0	0	0	85,139	0
NEAL, ANDREW L	0	0	15,181	0	232,000
NEELY, CONSTANCE L	284,971	232,076	0	0	0

FIVE-YEAR AWARD COMPARISON BY PRIMARY INVESTIGATOR¹

FY 01-02 Through FY 05-06 (First & Second Quarters)

PRIMARY INVESTIGATOR	FY 02 AMOUNT	FY 03 AMOUNT	FY 04 AMOUNT	FY 05 AMOUNT	FY 06 AMOUNT
	First & Second Quarters				
NEIDLE, ELLEN LEE	190,329	309,867	0	0	264,593
NESBIT, RYAN A	205,000	574,145	100,000	120,612	1,678,381
NESMITH, D SCOTT	0	0	0	0	5,000
NESTOR, ROBERT I	489	726	219	2,771	2,569
NETTLES JR, VICTOR F	7,971	9,469	5,628	968	0
NEUHARTH-PRITCHETT, STACEY	0	0	0	0	12,375
NEWCOMB, HORACE	461,094	-21	272	452	131
NEWMAN, DAVID H	42,425	22,425	82,000	30,000	657
NEWTON, GEORGE LARRY	11,780	1,291	0	645	1
NIBBELINK, NATHAN PAUL	0	0	0	0	42,231
NICHOLS-ENGLISH, GLORIA J	39,945	41,541	0	0	0
NICKERSON, STEPHEN C	0	0	0	645	18,748
NICKOLS, SHARON YVONNE	313,078	264,745	243,899	188,824	83,653
NIEMI JR, ALBERT W	176,068	158,216	126,734	177,124	120,633
NIST, SHERRIE	1,013,936	1,070,592	1,092,004	0	727,362
NOAKES, JOHN E	0	0	81,391	0	0
NOBLET, RAYMOND	76,053	45,752	81,000	15,000	34,600
NOE, JAMES P	0	0	10,000	0	9,000
NORTHROP, DOUGLAS TAYLOR	0	40,000	0	0	0
NORTHRUP, NICOLE C	4,975	0	0	0	0
NUTE JR, DONALD E	0	9,990	10,847	11,601	0
NZENGUNG, VALENTINE ASONGU	0	0	0	66,046	13,000
OCONNOR, PATRICK J	0	0	0	352,109	339,653
OETTING, RONALD D	0	0	0	0	10,000
OIE, SVEIN	0	0	27,700	38,535	35,287
OLIEN, MICHAEL D	0	0	0	0	0
OLIVER JR, JOHN E	17,027	14,792	11,451	0	0
OLMAN, VICTOR	0	0	25,000	100,000	50,000
OLOONEY JR, JOHN A	0	0	33,622	0	0
OLSON, REBECCA M	73,674	91,697	76,537	1,420	0
ORCHARD, KAREN K	0	0	0	0	0
OREY III, MICHAEL A	0	0	22,217	60,478	92,666
ORLANDO, RONALD C	131,286	0	0	0	0
ORPINAS, PAMELA K	0	115,000	115,000	0	2,250,000
ORR, PATSY M	301,974	819,484	2,400,795	246,230	4,119,066
ORRILL, CHANDRA H	0	0	0	15,000	324,867
ORTEGA, YNES ROSA	701,884	0	500,000	0	0
OSORIO, RICHARD E	0	26,394	0	0	0
OZBURN, WILLIAM M	5,501	1,500	0	0	0
OZIAS-AKINS, PEGGY	1,364,273	228,740	80,000	58,700	33,150
PADILLA, MICHAEL J	15,000	0	-644,116	237,464	3,493,501
PAISLEY, PAMELA O	4,245	194	1	0	2
PALMARINI, MASSIMO	0	75,000	204,080	70,000	0
PANDIT, KAVITA	0	0	12,000	0	0
PARENT, WENDY S	0	0	38,573	0	0
PARK, HAN S	9,771	49,051	40,808	41,296	5,000
PARKER, HUBERT B	116,285	0	0	0	0
PARKER, KATHLEEN C	0	98,416	0	0	0
PARROTT, WAYNE ALLEN	0	180,000	0	384,113	339,114
PATEL, GORDHAN L	1,191,227	300,074	5,200,581	1,780,688	26
PATERSON, ANDREW H	1,938,235	199,169	1,727,212	539,778	775,177
PAVLAK, THOMAS JAMES	130,695	510,796	135,537	14,800	0
PAYNE, DAVID A	1,399,750	0	0	0	0
PAYNE, KAREN A	0	0	0	0	1,200

FIVE-YEAR AWARD COMPARISON BY PRIMARY INVESTIGATOR¹

FY 01-02 Through FY 05-06 (First & Second Quarters)

PRIMARY INVESTIGATOR	FY 02 AMOUNT	FY 03 AMOUNT	FY 04 AMOUNT	FY 05 AMOUNT	FY 06 AMOUNT
	First & Second Quarters				
PAYTON, FREDERICK V	211	0	0	0	0
PEACOCK, TIMOTHY L	93	0	0	0	0
PECK JR, HARRY D	0	0	170,000	0	0
PELLETIER, S WILLIAM	1,000	500	0	0	0
PENCE, MELVIN E	0	0	55,402	0	60,664
PENCE, SHELLEY HOOKS	0	0	0	0	115,038
PENNINGS, STEVEN C	95,435	-95,435	0	0	0
PEREZ, CARLOS A	2,400,000	2,290,719	1,250,000	0	0
PERONI, JOHN F	0	52,734	171,316	55,946	0
PERRI III, MATTHEW	7,500	0	0	15,000	15,000
PERRY, CALVIN DEVON	0	0	25,000	501,850	0
PESTI, DENISE A	0	0	0	267	390
PESTI, GENE M	0	4,000	0	10,000	0
PETERS, PEGGY J	0	2,142	0	0	0
PETERSON JR, DOUGLAS L	99,900	0	69,998	140,600	70,000
PETERSON, CHRIS J	53,968	124	169	3,480	0
PETERSON, JAMES T	309,491	232,032	31,500	45,500	83,600
PETERSON, JOY	0	0	34,000	0	0
PHATAK, SHARAD C	0	11,832	0	0	0
PHELPS, ROSEMARY ELAINE	1,000	0	0	0	1,500
PHILLIPS, DANIEL V	452	624	2,506	69,846	31,082
PHILLIPS, ROBERT DIXON	75,624	117,273	145,239	140,222	130,858
PHILLIPS, ROBERT S	191,136	193,136	191,136	101,968	38,760
PICKERING, JOHN	0	3,256	0	0	0
PIERCE, JAMES MICHAEL	249,615	519,223	1,731,647	97,784	1,366,820
PITTMAN, ROY	4,000	10,000	0	14,000	0
POCKNEE, STUART	0	0	3,000	0	15,000
PONSOLDT, JAMES F	0	75,033	0	0	0
POON, LEONARD W	1,500,323	3,120	400,355	1,779,033	1,990,468
PORTER, DAVID	73,589	67,242	72,293	4,000	0
PORTER, JAMES W	20,000	0	59,000	68,000	39,000
PORTERFIELD, RICHARD L	0	0	0	0	393,267
POTTER, WALTER D	15,000	0	37,000	0	0
POTTER, WILLIAM GRAY	160,910	1,402	30,992	27,832	117,814
POULSEN, ANNETTE B	93,361	96,133	97,469	92,420	80,370
POWER, ALAN J	0	0	51,415	0	0
PRASSE, KEITH WILLIAM	0	0	0	308,529	0
PRATT, LEE H	1,257,730	1,183,945	1,240,511	237,306	0
PRESTEGARD, JAMES	1,152,285	1,091,301	2,309,541	605,954	319,686
PRESTWOOD, ANNIE K	4,363	0	0	0	0
PRINGLE, CATHERINE M	29,346	0	11,520	102,000	74,820
PRINGLE, TIMOTHY D	1,005	0	79,419	15,440	4,000
PRITCHARD JR, FRANKLIN LAMAR	32,563	0	0	0	0
PRITHAM, ELLEN	0	10,000	0	0	0
PROFFER, TEDDY	36,587	0	0	0	0
PROMISLOW, DANIEL E L	0	180,400	5,000	230,251	233,384
PROSTKO, ERIC P	15,500	4,500	8,250	7,500	6,000
PRUSSIA, STANLEY E	59,500	53,000	0	0	0
PRZYBYLA, ALAN E	50,000	0	0	0	0
PUCKETT, ELIZABETH ANN	6,500	8,200	9,000	-597	1,500
PUETT, J DAVID	69,419	199,677	572,282	16,891	3,468
PULLIAM, H RONALD	3,233	3,965	0	0	0
PURVIS, ALBERT C	0	232	0	0	0
QUINN, FREDERICK DAVID	0	0	42,350	0	47,696

FIVE-YEAR AWARD COMPARISON BY PRIMARY INVESTIGATOR¹

FY 01-02 Through FY 05-06 (First & Second Quarters)

PRIMARY INVESTIGATOR	FY 02 AMOUNT	FY 03 AMOUNT	FY 04 AMOUNT	FY 05 AMOUNT	FY 06 AMOUNT
	First & Second Quarters				
QUIRK, CONSTANCE A	2,050	211,709	374,968	0	174,990
RADCLIFFE, DAVID E	29,281	0	671,560	0	0
RADLINSKY, MARYANN G	0	0	11,950	0	0
RAINEY, HAL GRIFFIN	0	0	8,000	0	0
RAINS, GLEN C	50,000	50,000	3,500	70,099	0
RAMPACEK, GEORGE B	0	0	4,200	0	0
RANDLE, WILLIAM M	0	0	0	4,000	20,000
RASHEED, KHALED M	7,000	0	46,964	0	0
RASMUSSEN, TODD CHRISTIAN	0	0	0	29,851	33,649
RAWLS, RAYTHEON M	0	0	0	0	494,500
RAWSON JR, MAC V	98,000	179,847	347,108	455,508	194,207
RAYMER, PAUL L	943	4,468	1,306	16,989	3,833
RAZOR, JACK E	0	25,000	66,883	47,478	35,509
REAVES, RICHARD D	0	430,119	0	498,119	0
RECESSO, ARTHUR M	0	0	1,068,559	0	1,475,000
REDDISH, WARREN ALAN	63,307	3,307	0	0	0
REEVES, DAVID E	374,944	386,824	387,964	392,005	387,944
REEVES, THOMAS C	0	0	58,766	86,483	55,976
REICHERT, WILLIAM T	0	0	0	32,003	0
REID, LEONARD N	0	0	0	0	5,000
REITZ, ELIZABETH J	0	4,500	2,500	11,999	0
REKAYA, ROMDHANE	0	0	0	82,000	149,558
RENZULLI, LINDA A	0	20,000	0	0	0
REYNOLDS JR, AARON E	10,000	0	50,350	8,928	0
RHOADES, ROBERT E	14,837	14,964	14,288	50,751	83,850
RICHMOND, FARLEY P	0	0	0	54,000	46,000
RIEGER, MARK W	0	10,000	0	0	0
RILEY, DAVID	0	53,962	0	0	0
RILEY, DAVID G	55,250	35,000	18,500	56,902	53,902
RISSE, LAWRENCE MARK	30,000	72,400	117,540	0	77,500
RITCHIE, BRANSON W	26,000	17,225	34,308	30,898	90,792
RITZ, CASEY W	0	58,000	0	0	0
RIVES, JOHN EDGAR	180,481	354,840	722,997	0	0
ROBACKER, CAROL D	0	2,000	0	0	0
ROBERTS, DAVID D	40,327	40,089	46,175	41,715	54,228
ROBERTS, PHILLIP M	0	1,000	3,000	3,000	0
ROBERTS, ROYCE E	0	0	0	0	0
ROBERTS, WILLIAM A	56,966	109,673	95,923	122,547	138,903
ROBERTSON, THOMAS PHILLIP	0	0	359,000	184,000	184,000
ROBINSON, GREGORY H	0	1,080,000	0	0	0
ROBINSON, MARGARET M	75,000	75,000	0	135,000	0
ROBINSON, ROBERT W	5,734	4,910	0	0	0
RODGERS, THOMAS F	15,000	0	15,000	0	5,000
ROHANI, PEJMAN	0	0	50,000	150,000	50,000
ROJEK, DEAN G	10,428	10,362	21,060	21,060	0
ROMAN, PAUL M	2,174,447	2,369,561	1,830,680	992,849	1,212,261
ROMANEK, CHRISTOPHER S	11,560	0	21,600	0	0
ROSEMOND, AMY DAUM	17,000	0	226,924	224,900	100,000
ROSENBAUM, GEROLD A	10,975	12,475	10,000	22,292	575
ROSENBERG, ALEXANDER	4,859	0	0	0	0
RUBERSON, JOHN R	29,500	72,500	96,200	16,500	42,840
RUBIN, DONALD L	0	35,313	228,060	33,708	24,000
RUGG, MARY E	189,002	141,752	0	0	0
RUMELY, ROBERT S	0	0	63,000	0	0

FIVE-YEAR AWARD COMPARISON BY PRIMARY INVESTIGATOR¹

FY 01-02 Through FY 05-06 (First & Second Quarters)

PRIMARY INVESTIGATOR	FY 02 AMOUNT	FY 03 AMOUNT	FY 04 AMOUNT	FY 05 AMOUNT	FY 06 AMOUNT
	First & Second Quarters				
RUPURED, A MICHAEL	30,000	40,272	0	904,500	0
RUSSELL, JOHN THOMAS	638,226	558,707	419,322	265,473	566,837
RUSSELL, SCOTT M	0	3,600	23,600	5,115	13,850
RUTER, JOHN M	13,000	250	10,000	1,000	0
RYLES JR, ROGER C	128,554	31	0	0	175,000
RYMES, BETSY R	0	0	224,156	145,871	351,413
SALIKI, JEREMIAH T	0	0	0	0	31,250
SALTZ, DAVID ZUCKER	369,137	375,984	154,879	0	0
SANDERSON, SHERRY	20,138	0	24,151	0	52,140
SANFORD, JEFFREY R	125,000	114,359	-1,191	0	0
SARMIENTO, FAUSTO O	4,000	6,000	6,400	6,168	8,348
SATTERWHITE, DWIGHT	61,434	47,410	0	0	61,392
SAX, DOV	0	0	0	0	115,000
SCANLON, MICHAEL J	112,000	330,000	1,126,036	0	2,234,153
SCHAEFER III, HENRY F	167,578	306,496	249,337	231,816	114,816
SHELL, MARK A	0	0	62,208	0	0
SCHEMPP, PAUL G	0	3,496	66,046	29,050	10,590
SCHERM, HARALD W	112,524	0	103,145	1,091,222	12,000
SCHERZER, JAKOB	0	0	0	0	52,000
SCHIMLECK, LAURENCE ROBERT	0	0	0	2,700	65,000
SCHLEYER, PAUL VONRAGUE	0	0	0	80,000	0
SCHMIDT JR, WALTER K	0	35,000	60,000	100,000	173,600
SCHMIDT, EDITH S	1,304	1,595	200	2,300	2,300
SCHRAMSKI, HOLLEY W	0	0	0	250,000	229,691
SCHREINER, PETER R	90,118	23,827	0	0	0
SCHROEDER, PAUL A	0	0	5,400	0	0
SCHUTTLE, HEINZ-BERND	162,173	168,505	0	0	0
SCHWANENFLUGEL, PAULA J	0	0	0	0	260,909
SCHWEITZER, SARA HANNAH	0	22,500	20,000	26,614	15,000
SCOTT, KENNETH	0	0	0	5,628	0
SCOTT, KENNETH ALON	0	0	0	101,100	0
SCOTT, ROBERT A	161,004	27,480	233,274	259,100	288,563
SEAMAN, JOHN C	0	40,910	0	20,173	0
SEEBOLD JR, KENNETH W	16,800	33,000	37,875	26,000	0
SELIGMAN, JASON SCOTT	0	0	0	5,000	183,320
SELLERS, HOLLY S	0	0	0	11,730	0
SELLERS, JACKIE	0	42,800	-36,619	58,990	74,300
SEYMOUR, ROSE MARY	0	0	8,300	0	0
SHAMP, SCOTT A	0	0	0	80,000	40,000
SHARITZ, REBECCA R	60,750	0	50,005	0	99,491
SHARMA, RAGHUBIR PRASAD	162,219	0	0	0	0
SHAW, JUDITH D	0	0	0	0	40,500
SHELTON JR, JAMES LEON	0	0	0	2,000	0
SHELTON, GLADYS G	5,000	0	0	0	0
SHEPHERD, JOHN GREENE	0	0	0	0	40,000
SHEPPARD, DAVID C	80,892	10,000	6,500	0	0
SHERMAN, BARRY L	633	0	0	0	0
SHERWOOD, JOHN L	7,119	8,426	0	2,621	0
SHETH, AMIT P	50	108,478	227,000	70,000	132,000
SHETTERLEY, KAREN R	1,743,891	1,003,913	762,432	226,934	298,793
SHILLING, DONN G	0	0	11,000	92,378	312,938
SHIMKETS JR, LAWRENCE J	7,000	2,000	0	0	0
SHIPLEY, DAVID E	0	20,000	0	0	0
SHIPMAN, KIMBERLY L	72,400	72,400	0	0	0

FIVE-YEAR AWARD COMPARISON BY PRIMARY INVESTIGATOR¹

FY 01-02 Through FY 05-06 (First & Second Quarters)

PRIMARY INVESTIGATOR	FY 02 AMOUNT	FY 03 AMOUNT	FY 04 AMOUNT	FY 05 AMOUNT	FY 06 AMOUNT
	First & Second Quarters				
SHISLER, REBECCA J	0	0	0	73,600	0
SHIVER, BARRY D	55,400	49,200	66,325	27,500	220,350
SHOREIBAH, MOHAMED G	0	0	940	496	1
SHULSTAD, ROBERT N	1,431	0	0	0	0
SHUMAKER, GEORGE A	0	60,700	0	0	0
SHUMAN, LARRY M	90,967	2,002	1,031	0	0
SHURLEY JR, WILLIAM D	18,000	7,500	0	3,000	-2,150
SIMONS, RONALD L	0	550,622	617,461	1,172,844	1,004,744
SINGH, RAKESH K	20,000	5,775	2,100	5,374	0
SINHA, ANUJ K	0	0	0	49,000	47,321
SIRY, JACEK PIOTR	0	0	64,950	0	74,990
SMAGORINSKY, PETER	0	9,400	0	0	0
SMALLEY, TIMOTHY J	0	0	0	0	5,000
SMITH JR, ALBERT E	15,173	18,785	48,615	0	0
SMITH, ANITA PAYNE	259,508	0	0	522,005	3,485
SMITH, ARCH D	0	85,100	0	5,502	304,215
SMITH, CLIFTON LEE	38,970	0	0	0	0
SMITH, E DANIEL	0	96,870	130,203	147,737	103,552
SMITH, GEOFFREY DOUGLAS	0	65,000	0	0	0
SMITH, JAMES C	0	0	0	80,968	869
SMITH, MARY ALICE	625,677	0	124,000	2,000	2,500
SMITH, MATTHEW C	0	54,105	0	5,634	0
SMITH, MICHAEL H	111,881	37,581	0	0	0
SMITH, NATHANIEL B	0	4,000	6,000	7,000	0
SMITH, SHAVANNOR MICHELLE	0	0	0	0	109,960
SNYDER, HAROLD E	630,712	852,683	548,709	678,179	414,968
SOLOSKI, JOHN R	800,000	28,007	351,973	131,568	939,370
SORNBORGER, ANDREW T	0	0	0	40,000	0
SPARKS JR, ALTON N	0	0	12,500	22,500	20,000
SPARKS, BEVERLY	6,500	55,558	490,842	87,653	109,889
SPEARS, V GAYLE	0	0	0	52,500	48,750
SPINDLER, KATHERINE R	239,501	0	0	0	0
SPRINGSTON, JEFFREY K	0	35,076	0	0	28,352
SPRUILL, WILLIAM J	0	500	0	0	0
SPURGEON, EDWARD D	269,780	471,020	417,400	180,545	236,607
SRIVASTAVA, ANUPAM	0	0	0	313,592	0
STABB, ERIC V	0	33,310	0	4,820	0
STAFFORD, GEORGE E	223,099	177,075	450,000	0	0
STAHL, STEVEN	1,037,009	1,080,856	0	0	0
STAKES, MARY E	0	0	0	4,000	21,000
STALLKNECHT, DAVID E	361,266	487,621	367,243	148,340	131,197
STAMMER, CHARLES H	15,019	21,000	17,949	20,000	17,037
STANCIL, PHILLIP C	70,000	0	0	88,000	0
STAUB, AUGUST WILLIAM	0	1,500	0	0	0
STEGELIN, FORREST E	51,852	0	300	0	0
STEPANAUSKAS, RAMUNAS	0	0	0	534,311	0
STEPHENS, JAMES	0	0	0	0	1,476
STEPHENS, JAMES E	95,280	1,177,811	1,002,429	580,769	1,006,056
STEPHENS, LESTER D	26,982	36,914	26,276	-98	13,475
STEPHENSON, MICHAEL G	15,500	17,500	13,000	11,522	0
STEUER, RALPH E	53,294	59,910	54,647	50,758	51,857
STEVENSON, KATHERINE L	30,000	0	5,000	13,000	14,000
STICE, STEVEN L	397,508	79,850	497,713	241,328	175,472
STICKNEY, JOHN L	18,570	99,832	45,000	0	0

FIVE-YEAR AWARD COMPARISON BY PRIMARY INVESTIGATOR¹

FY 01-02 Through FY 05-06 (First & Second Quarters)

PRIMARY INVESTIGATOR	FY 02 AMOUNT	FY 03 AMOUNT	FY 04 AMOUNT	FY 05 AMOUNT	FY 06 AMOUNT
	First & Second Quarters				
STOKES, GARNETT S	5,865	4,148	2,000	0	3,500
STONEMAN, ZOLINDA	501,620	532,888	826,887	1,308,055	1,613,512
STOOKSBURY, DAVID E	0	0	0	189,906	54,602
STRAND, MICHAEL R	200,000	67	224,000	242,369	372,200
STRIEPEN, BORIS	0	0	337,792	31,500	555,571
STUFKEN, JOHN	0	0	1,000	0	1,207
SU, DONG-MING	0	0	0	0	-167,060
SUMMERS, ANNE O	0	287,065	289,059	299,209	315,500
SUMNER, MALCOLM E	10,000	0	0	0	0
SUMNER, PAUL E	500	2,050	600	0	0
SUN, MING-YI	337,000	35,154	40,320	39,976	448,700
SWAGLER, ROGER M	0	6,000	0	0	0
SWAN, WILLIAM W	0	0	0	47,458	49,603
SWANSON, SAMUEL E	8,676	10,825	0	0	0
SWEANEY, ANNE L	0	0	30,548	200	62,662
SWEENEY, JAMES MICHAEL	0	0	81,564	78,586	30,662
SZTAJN, PAOLA	0	0	0	0	86,079
TACKETT, RANDALL L	0	10,188	0	0	0
TAHA, THIAB R	0	15,000	0	0	0
TALARICO, SUSETTE M	0	0	700	-1,000	1,410
TANKERSLEY, C WAYNE	175,489	28,619	188,585	0	0
TARLETON, RICK L	771,697	1,000,584	705,530	623,019	0
TARRANT, MICHAEL A	150,000	67,200	27,744	0	0
TAYLOR, BARBARA E	0	5,000	10,000	0	0
TAYLOR, ETHAN WILL	259,400	310,080	304,080	0	0
TAYLOR, KATHRYN C	5,000	1,975	6,250	12,000	0
TAYLOR, ROBERT LEE	2,307	1,385	0	0	0
TERASA, FRED N	975	0	0	0	0
TERNS, MICHAEL P	196,342	64,978	720,000	-523,000	241,408
TERRY JR, ALVIN V	107,552	6,000	83,710	278,316	186,025
TESKEY, ROBERT	20,000	0	0	0	0
TESKEY, ROBERT ONEAL	0	0	145,796	25,000	0
TESSER, ABRAHAM	39,129	68,527	0	0	0
THAI, CHI N	45,000	20,000	120,000	136,018	0
THOMAS, DANIEL L	242,400	228,593	0	0	0
THOMAS, KECIA M	0	2,500	0	0	0
THOMAS, PAUL A	10,500	1,700	0	2,500	0
THOMAS, SCOTT L	0	0	0	321,500	0
THOMPSON, SIDNEY A	3,207	3,000	3,314	3,897	3,969
THREADGILL, ERNEST DALE	91,839	105,308	99,078	1,974	25,298
THYER, BRUCE A	98,827	0	0	0	0
TILBURG, CHARLES EDWARD	0	0	29,316	90,148	39,001
TIMPER, PATRICIA	0	4,174	0	2,000	0
TINSLEY, KAREN LEE	0	0	0	0	75,000
TIPPINS, DEBORAH J	25,467	0	113,764	0	0
TOBIN, COURTNEY R	0	0	0	52,923	0
TODD, CHRISTINE M	287,962	193,747	202,379	145,860	0
TODD, JAMES W	148,000	36,375	26,500	0	0
TOLBERT, PAULA C	0	0	0	35,546	277,658
TOLEDO, ROMEO T	30,000	0	24,150	20,000	57,679
TOLLNER, ERNEST WILLIAM	0	0	32,000	0	0
TOMA, J DOUGLAS	0	0	0	0	31,500
TOMPKINS, STEPHEN M	0	0	0	0	75,000
TOMPOROWSKI, PHILLIP D	0	0	0	0	7,000

FIVE-YEAR AWARD COMPARISON BY PRIMARY INVESTIGATOR¹

FY 01-02 Through FY 05-06 (First & Second Quarters)

PRIMARY INVESTIGATOR	FY 02 AMOUNT	FY 03 AMOUNT	FY 04 AMOUNT	FY 05 AMOUNT	FY 06 AMOUNT
	First & Second Quarters				
TRAVIS, JAMES	100,296	370,660	31,750	335,435	0
TRIESCHMANN, JAMES S	63,544	79,506	38,029	25,643	46,116
TYSON, ANTHONY WILLIE	51,047	165,660	118,401	169,551	0
TYSON, BOBBY L	0	173,242	44,500	0	0
URBAUER, JEFFREY L	0	0	229,451	14,000	37,620
UTLEY, PHILIP R	4,477	6,478	0	0	0
VALENTE, JANET S	50,000	0	0	0	0
VALENTINE, THOMAS	0	0	0	0	322,381
VAN IERSEL, MARC W	2,500	2,700	339	2,100	2,750
VAN KLEECK, ANNE	27,828	32,770	0	0	0
VAN WICKLEN, GARRETT L.	19,780	0	0	0	0
VANDENPLAS, MICHEL LOUIS	0	76,000	0	0	22,745
VANWICKLEN, GARRETT L	93,000	0	0	0	0
VEDENOV, DMITRY V	0	35,164	0	0	0
VELLIDIS, GEORGE	207,840	185,000	355,750	830,448	928,270
VENCILL, WILLIAM K	10,050	12,300	7,166	17,000	47,000
VENDETTI JR, RICHARD ANTHONY	120,000	60,000	3,336,624	0	0
VENDRELL, PAUL F	250,000	83,038	0	0	0
VERBRUGGE, JAMES A	89,080	82,519	0	0	2,001
VERMA, BRAHM P	0	100,714	0	0	8,845
VIDYASHANKAR, ANAND N	0	0	75,000	0	0
VILLEGAS, PEDRO N	24,846	6,421	2,156	31,841	2,605
WADE, GARY L	1,500	0	0	0	1,500
WALCOTT, RONALD R	37,500	7,900	1,600	352,908	133,000
WALKER, JERRY T	94	434	0	0	0
WALKER, RANDAL L	117,794	243,562	223,927	2,200	112,756
WALLACE, JAMES B	40,000	346,218	0	0	0
WALLINGA, CHARLOTTE R	55,765	69,926	93,183	97,595	97,595
WALSER, MARY LUE	19,500	24,500	27,000	24,700	29,900
WALTERS, TRACY R	89	14,134	0	0	0
WALTZ JR, FREDDIE CLINTON	1,000	11,500	6,000	54,570	37,167
WANG, BI-CHENG	4,953,658	6,312,556	4,600,252	5,664,786	3,355,466
WARD, CYNTHIA R	0	0	0	0	63,526
WARES, JOHN P	0	0	0	0	8,280
WARREN, ROBERT JOE	497	24,000	61,711	0	0
WARRENFELTZ, SUSANNE	0	0	0	0	49,500
WATKINS, KAREN E	0	0	0	25,000	0
WEBER, JOHN ALAN	93	553	96	36	0
WEBSTER, A BRUCE	0	0	0	0	24,970
WEBSTER, THEODORE M	0	5,000	0	0	0
WELCH, ROY ALLEN	343,168	44,542	466,077	0	0
WELLS, PHYLLIS C	3,859	275	4,095	0	3,998
WELLS, ROBERT LANCE	0	0	0	50,000	115,000
WELTER, DAVIN K	0	23,771	31,155	10,188	0
WENGER, JEFFREY B	0	0	15,000	0	0
WESSLER, SUSAN R	714,337	691,310	729,616	754,572	0
WEST, JOE WILLIAMSON	10,400	50,000	350	8,000	57,200
WEST, LARRY T	750	26,393	68,950	0	9,999
WEST, LYNDON MICHAEL	0	0	0	0	205,000
WESTPHELING, JANET	2,514	0	0	0	0
WETZSTEIN, HAZEL Y	0	0	28,000	14,850	23,650
WHITE, FREDDIE C	127	201	0	0	0
WHITMAN, WILLIAM B	454,324	97,000	393,153	0	460,000
WHITNEY, JAMES A	4,974	4,814	0	0	0

FIVE-YEAR AWARD COMPARISON BY PRIMARY INVESTIGATOR¹

FY 01-02 Through FY 05-06 (First & Second Quarters)

PRIMARY INVESTIGATOR	FY 02 AMOUNT	FY 03 AMOUNT	FY 04 AMOUNT	FY 05 AMOUNT	FY 06 AMOUNT
	First & Second Quarters				
WHORTON JR, JOSEPH WILLIAM	586,200	394,443	301,060	0	0
WICKER, LOUISE	5,480	0	6,125	190,000	800
WICKLEIN, ROBERT C	0	125,946	38,188	155,371	195,863
WIEGEL, JUERGEN KW	234,540	47,140	56,270	106,310	23,200
WIGGINS, JOHN R	442,415	296,032	303,635	0	0
WILL JR, RODNEY EDWARD	6,500	0	0	3,500	-11,894
WILLIAMS-WOODWARD, JEAN	0	5,313	4,500	35,000	82,000
WILLIAMS, ANNE	22,500	32,995	34,230	30,363	30,947
WILLIAMS, DAVID SALTER	0	0	0	0	1,400
WILLIAMS, JOHN MARK	30,000	60,000	70,005	44,500	61,900
WILLIAMS, JONATHAN H	2,150,000	2,434,401	2,500,000	2,500,000	2,550,000
WILLIAMS, PHILLIP L	37,418	23,712	7,351	14,038	12,049
WILLIAMS, ROBERT L	0	172,000	34,941	0	0
WILLIAMS, SCOTT E	8,718	19,878	0	0	0
WILLIAMS, SCOTT T	0	10,000	10,000	26,347	913
WILLIAMSON, DAVID A	450	0	0	0	0
WILLIAMSON, GAIL M	262,881	558,202	533,068	530,553	567,103
WILLINGHAM, LARRY	10,126	13,706	13,907	0	0
WILLINGHAM, LARRY G	54,133	53,834	0	0	0
WILLIS, JUDITH H	18,918	0	0	0	0
WILNER, GABRIEL M	0	-4,000	0	0	0
WILSON JR, DAVID MERL	131,669	125,430	41,000	1,439	0
WILSON, GRACE HEATHER	0	0	0	128,759	0
WILSON, JAMES W	760,299	0	0	0	0
WILSON, JEANNA L	48,747	179,961	0	30,000	0
WILSON, MARK G	0	0	13,500	8,182	23,420
WILSON, PATRICIA A	0	1,669,799	0	0	0
WIMBERLY, MICHAEL C	0	43,272	0	0	-61,241
WINDAL, FLOYD W	0	0	0	0	42,942
WINN, RICHARD N	13,095	33,095	300	58,905	79,405
WISEBAKER, JOSEPH M	0	0	0	0	0
WOODRUFF, JOHN	2,153	0	0	0	0
WOODS, ROBERT J	246,466	290,678	48,148	0	0
WOOLEY, RICHARD E	13,800	0	0	0	0
WORLEY, JOHN W	69,000	91,635	70,000	70,000	70,000
WRIGHT, DAVID H	9,968	0	0	0	0
WRIGHT, JAMES EARL	84,746	87,558	54,453	0	0
WYATT, ROGER D	15,100	22,500	0	0	0
WYLD, SANDRA J	0	219,590	0	0	0
XU, YING	0	0	314,478	170,594	285,000
YAGER, PATRICIA L	0	141,856	106,704	100,374	0
YANG, CHARLES Q	65,000	85,000	51,152	67,130	0
YE, ZHENG-HUA	0	210,000	220,000	0	110,000
YEANY JR, RUSSELL H	61,062	62,962	0	0	0
YEGIDIS, BONNIE L	10,155	0	0	0	0
YEN, WILLIAM M	141,129	0	0	100,000	0
YORK, WILLIAM S	0	0	188,250	0	0
YOUNGQUIST, JAMES LYSLE	0	0	-1,697	0	42,000
ZABORSKY, VICTOR L	0	0	0	36,000	28,800
ZHANG, CHUANLUM	0	49,634	0	147,053	189,533
ZHANG, GUIGEN	0	49,500	25,000	0	0
ZHAO, SHAYING	0	0	0	0	130,000
ZHAO, YIPING	0	25,000	1,045,000	100,000	370,917
ZIMDARS, RICHARD L	0	0	0	6,890	6,438

FIVE-YEAR AWARD COMPARISON BY PRIMARY INVESTIGATOR¹
FY 01-02 Through FY 05-06 (First & Second Quarters)

PRIMARY INVESTIGATOR	FY 02 AMOUNT	FY 03 AMOUNT	FY 04 AMOUNT	FY 05 AMOUNT	FY 06 AMOUNT
	First & Second Quarters				
ZINKHAN, GEORGE M	263,546	253,010	328,699	147,508	247,867
ZOMLEFER, WENDY B	0	0	0	318,899	47,712
GRAND TOTAL	110,902,303	129,971,311	117,888,895	104,849,476	113,854,368

FIVE-YEAR AWARD COMPARISON BY PRINCIPAL INVESTIGATOR¹

FY 01-02 Through FY 05-06

PRIMARY INVESTIGATOR	FY 02 AMOUNT	FY 03 AMOUNT	FY 04 AMOUNT	FY 05 AMOUNT	FY 06 AMOUNT
ADAMS, LAWRENCE ALLAN	480,222	1,486,142	1,025,257	994,321	2,347,651
ADAMS, MICHAEL W	686,946	513,841	382,875	1,061,176	1,053,432
ADAMS, NIGEL GRAHAM	45,000	325,343	125,154	0	0
ADAMS, THOMAS TUNSTALL	55,708	218,869	100,000	178,965	1,304,367
ADANG, MICHAEL J	201,004	25,000	373,786	325,402	252,659
ADOLPHSON, RYAN B	0	0	49,349	64,910	0
ADRIANO, DOMY C	48,450	7,300	99,906	0	0
AFFOLTER, JAMES M	0	0	10,000	158,120	30,500
AGGREY, SAMUEL E.	0	0	82,800	0	0
AKERS, MARYANNE ALABANZA	-550	0	0	0	0
AKOH, CASIMIR C	4,200	0	2,500	0	305,399
ALBER, MERRYL	43,252	69,313	112,876	117,165	201,592
ALBERSHEIM, PETER	706,254	1,037,992	635,000	315,000	0
ALBERTS, JAMES J	172,230	131,255	208,572	164,863	110,939
ALEXANDER, ALISON F	12,000	0	0	0	0
ALEXEEV, VALERY	224,600	112,300	62,290	57,290	57,290
ALL, JOHN	7,000	24,000	0	0	0
ALL, JOHN N	50,000	47,400	53,200	42,000	70,400
ALLEN JR, DOUGLAS	0	0	0	88,285	180,539
ALLEN, JOYCE E	0	25,000	43,000	43,000	45,000
ALLEN, LEWIS R	0	0	25,000	73,335	-8,697
ALLEN, SHEILA W	0	0	0	413,848	893,142
ALLINGER, NORMAN L	38,085	11,224	9,343	44,633	26,401
ALLISON, JOHN R	0	0	7,500	7,500	5,000
ALRIDGE, DERRICK P	50,000	0	0	0	0
ALTIZER, SONIA M	0	0	0	0	273,407
ALTMAN, ELLIOT	240,000	13,000	0	306,000	56,000
ALVERMANN, DONNA E	48,600	0	1,931	0	110,000
AMBARTSUMIAN, LEVON	0	0	0	0	15,000
AMES, GLENN C W	6,000	159,597	100,000	237,351	100,000
AMIR, NADER	0	0	0	0	232,313
AMMONS, PAUL W	75,000	183,428	0	0	0
AMSTER, I JONATHAN	0	0	637,660	357,600	337,600
ANDERSON, WYATT W	669,865	105,776	116,462	98,912	94,148
ANDRAE, JOHN G	10,000	0	29,070	25,910	7,820
ANDRESS, ELIZABETH L	538,812	681,861	538,812	0	617,376
ANNIS, PATRICIA ANNE	148,937	0	91,219	127,129	0
ANSEL, HOWARD CARL	5,376	0	0	0	0
ARKIN, GERALD F	230,492	247,688	337,092	181,191	429,543
ARMBRUST, KEVIN L	25,000	0	0	0	0
ARMITAGE, ALLAN M	113,058	100,199	127,214	69,613	125,024
ARMSTRONG, NORRIS A	0	0	0	0	99,285
ARNOLD, JONATHAN	45,000	86,000	104,000	569,994	179,371
ARNOLD, MICHAEL L	196,076	67,361	110,045	119,850	79,311
ASHLEY, GREGORY A	540	0	0	0	0
ATILES, JORGE HORACIO	32,300	128,064	151,044	168,800	21,000
ATWATER, MARY M	0	0	0	0	0

¹The Amount columns reflect a summary of the actual dollar amount(s) awarded to the principal investigator.

PRIMARY INVESTIGATOR	FY 02 AMOUNT	FY 03 AMOUNT	FY 04 AMOUNT	FY 05 AMOUNT	FY 06 AMOUNT
AULL, LARRY DEAN	2,000	0	0	0	0
AYOOB, JOHN	0	0	0	0	10,000
AYRES, KEVIN	0	0	0	25,529	0
AZADI, PARASTOO	0	0	176,187	0	39,622
AZAIN, MICHAEL J	25,000	52,825	120,097	68,370	92,302
AZOFF, EDWARD A	0	0	0	0	16,381
BABB, VALERIE	0	0	0	0	25,000
BACHTEL, DOUGLAS	10,000	25,000	41,000	47,000	0
BAILE, CLIFTON A	7,233	122,665	70,038	87,000	248,000
BAILEY, DERYL F	0	0	15,000	0	0
BAILEY, DOUGLAS A	38,625	115,825	263,112	37,729	63,780
BAKER, FRANCIS TODD	21,452	27,462	0	0	0
BAKER, JEROME F	30,575	33,688	104	0	0
BAKKER, MARK	353,804	274,044	17,099	45,728	0
BALDWIN, CHARLES A	2,288,814	4,267,838	1,799,745	2,013,056	2,160,738
BALDWIN, JOHN A	137,000	90,000	47,000	0	0
BALES, DIANE W	145,400	112,698	0	0	754,100
BAMBER, LINDA S	67,912	49,431	89,568	84,811	39,713
BAR-PELED, MAOR	0	243,000	0	200,000	200,001
BARBER, KEITH D	0	0	2,500	0	0
BAREFIELD, RUSSELL M	100,222	98,327	1,430	0	0
BARNETT, BARRY JOE	165,000	69,705	0	16,411	0
BARNHART JR, HAROLD M	2,117	2,261	0	0	0
BARRETT, GARY W	32,482	9,773	28,106	10,958	14,998
BARSANTI, JEANNE A	0	0	0	0	0
BARTHOLOW, TIMOTHY A	5,000	0	0	0	0
BARTLETT, MICHAEL GRIFFITH	58,080	4,395	0	0	18,907
BARTON, MICHELLE HENRY	0	0	0	0	9,485
BASAWA, ISHWAR V	0	0	0	0	0
BASON, JAMES J	0	90,000	0	0	0
BASON, JAMES JUDD	0	0	0	0	221,500
BATAL, AMY BETH	5,000	62,175	51,500	14,050	62,520
BATEMAN, FRED	29,610	40,423	33,064	32,274	13,665
BATZER, DAROLD P	0	20,000	7,700	0	0
BAUMANN, JAMES F	0	10,000	0	0	0
BAYNES, KAREN BEATRICE	0	50,000	0	189,735	49,495
BEACH, J WARREN	0	0	131,661	0	0
BEACH, STEVEN R H	286,016	253,400	253,400	0	1,129,825
BEACH, STEVEN R. H.	0	0	0	20,500	92,642
BEAIRD, JAMES RALPH	0	6,000	0	1,200	0
BEASLEY, JOHN P	112,000	102,217	169,000	206,700	207,950
BECK JR, ELWOOD M	0	0	0	0	0
BECK, MICHAEL BRUCE	235,405	249,608	236,712	80,981	373,644
BECK, MICHAEL D	0	0	0	0	249,751
BECKER, LEE B	318,242	225,332	31,228	522,986	86,271
BEDELL DR, MARY A	275,877	240,065	240,630	242,323	237,547
BEDNARZ, CRAIG W	474,095	616,267	442,680	1,066,587	173,626
BELCHER, CAROLYN N	5,000	9,000	6,000	6,000	0
BELL, WARREN STEPHEN	0	0	0	22,800	15,000
BELL, WILLIAM C	953,212	432,000	0	0	0
BENDER, MICHAEL T	644,845	361,084	525,710	265,014	0
BENNETT, RODNEY D	0	2,700	2,700	0	0
BENNETZEN, JEFFREY LYNN	0	0	67,529	916,492	675,108

PRIMARY INVESTIGATOR	FY 02 AMOUNT	FY 03 AMOUNT	FY 04 AMOUNT	FY 05 AMOUNT	FY 06 AMOUNT
BENSON, DAVID JOHN	44,605	0	105,000	0	0
BENSON, P GEORGE	294,742	635,460	671,594	823,123	164,788
BENYSHEK, LARRY L	5,003	6,818	0	0	0
BERDANIER, CAROLYN D	2,551	1,203	0	0	0
BERGMANN, CARL W	0	0	0	0	30,176
BERGSTROM, JOHN	90,000	57,515	229,680	124,700	46,192
BERISFORD, CHARLES W	25,400	33,500	177,000	31,000	118,000
BERLE, DAVID C	0	0	0	0	2,500
BERLIN, ELOIS ANN	14,690	17,820	0	0	0
BERLIN, OVERTON BRENT	103,018	10,000	22,000	84,000	58,619
BERNARD, JOHN KYLE	43,750	51,000	67,846	8,300	32,000
BERTRAM, KIRK D	150,000	6,000	0	0	0
BERTRAND, JOSEPH K	116,650	117,339	196,500	212,000	230,000
BERTRAND, PAUL F	9,000	6,500	5,000	2,640	0
BERTSCH, GARY K	200,543	666,510	263,627	1,011,238	851,412
BERTSCH, PAUL M	9,928,908	10,483,671	9,423,589	9,008,892	5,390,349
BETTINGER, PETER S	0	0	29,450	244,896	100,500
BEUCHAT, LARRY R	298,805	411,518	105,458	117,776	181,806
BHANDARKAR, SUCHENDRA M	0	280,644	33,300	0	0
BILLARD, LYNNE	35,000	38,400	250,697	0	19,921
BILLINGSLEY, KEITH R	17	0	0	0	0
BINDER, BRIAN J	90,201	389,737	0	0	0
BISHOP, DAVID K	50,273	10,315	5,800	0	0
BISPLINGHOFF, BETTY SHOCKLEY	0	0	0	0	47,501
BITTNER, JANET S	60,900	362,300	249,480	0	536,318
BLACK JR, CLANTON C	1,050	2,500	3,000	0	0
BLACK, MARSHA C	522,892	0	19,835	25,681	8,767
BLOUNT, BEN G	24,340	97,011	85,161	0	0
BLOUNT, RONALD LYNN	0	28,988	0	0	25,682
BOE, BRIAN D	0	0	0	15,230	0
BOERMA, HENRY ROGER	581,874	754,582	436,917	466,054	994,112
BOLING, ANNA DURHAM	157,560	136,377	109,354	97,848	82,187
BONGARTEN, BRUCE CHARLES	0	18,849	5,570	0	0
BOONS, GEERT-JAN	0	90,000	0	0	0
BOONS, GERARDUS JOSEPHUS	90,000	1,023,960	905,642	1,310,432	551,077
BOOTH, MELISSA G	0	0	0	0	31,869
BORDERS, BRUCE E	140,000	105,000	6,000	0	3,000
BORDNICK, PATRICK S	0	142,553	30,527	231,690	124,847
BOSTROM, ROBERT P	38,733	41,633	42,375	41,743	44,358
BOTHE, ANNE KATHERINE	215,229	215,789	215,789	215,789	250,042
BOUDINOT, FRANK	29,759	-11,732	0	0	0
BOUTON, JOSEPH H	187,919	112,813	143,506	80,940	74,589
BOWEN, JOEL PHILLIP	-5,126	2,847	0	0	0
BOWEN, JOHN M	61,748	75,000	50,000	0	0
BOWEN, NATHAN	0	100,000	100,000	0	0
BOWER, DONALD W	973,380	1,278,565	1,046,411	1,115,910	1,591,858
BOYANTON, CHARLES E	0	-25,000	0	0	0
BOYHAN, GEORGE E	2,171	177	0	0	4,000
BOYNTON, ASA T	0	0	115,500	7,816	0
BRACKETT, BENJAMIN G	107,842	92,788	7,450	7,368	5,742
BRADFORD, MARK A	0	0	0	778,501	200,000
BRAMAN, SUSAN KRISTINE	69,773	15,000	82,680	9,000	65,000
BRAMBLETT, JIMMY	116,801	100,000	0	0	0

PRIMARY INVESTIGATOR	FY 02 AMOUNT	FY 03 AMOUNT	FY 04 AMOUNT	FY 05 AMOUNT	FY 06 AMOUNT
BRANCH, ROBERT C M	0	1,000	0	0	0
BRANCH, WILLIAM D	228,777	230,629	251,981	294,052	50,001
BRANNEN JR, BARNEY L	10,775	0	0	0	0
BRANNEN, PHILLIP M	186,400	11,000	45,400	12,000	17,000
BRAY, KEVIN L.	0	120,617	0	0	0
BRENNEMAN, TIMOTHY B	90,000	68,733	98,500	109,700	132,250
BREWER, PAT B	0	0	100	0	0
BREWIS, ALEXANDRA AVRIL	97,340	2,990	6,850	0	0
BRIDGES, DAVID C	409,335	451,750	317,032	445,955	623,765
BRIGMAN, TRACEY	0	0	0	0	16,675
BRISBIN JR, I LEHR	87,066	77,346	73,327	97,526	104,259
BRODY, GENE H	1,889,925	3,299,299	2,265,728	2,573,161	2,994,245
BROOK, GEORGE A	226,463	102,505	36,875	19,411	0
BROOKS JR, L RAY	0	125,847	21,933	54,604	0
BROOKS, MARY E	3,000	0	0	0	0
BROOKS, PAUL J	175	74,675	438,759	191,754	297,066
BROSIUS, J PETER	0	0	9,288	80,490	8,000
BROWN JR, DONALD M	0	0	0	192,000	152,000
BROWN, CATHY ANN	0	1,487	2,411	3,701	3,610
BROWN, CORRIE C	211,011	64,630	360,526	394,393	160,286
BROWN, MARK R	234,755	236,500	237,275	236,250	0
BROWN, RONALD HAROLD	7,409	2,877	0	0	0
BROWN, SCOTT A	-72,654	0	141,701	56,265	0
BROWN, STEVE L	34,805	52,000	29,000	21,500	19,000
BROWN, STEVEN M	64,000	75,000	66,200	89,500	159,000
BROWN, THOMAS P	0	0	32,346	0	0
BROWN, VICKY J	47,767	46,898	59,766	49,915	0
BRUCKNER, JAMES V	267,776	298,070	870,186	142,902	70,768
BRUDNEY, JEFFREY L	0	0	0	5,045	26,045
BRYAN JR, ALBERT L	0	0	8,325	63,307	38,414
BUCHANAN, GALE A	0	0	13,000	0	0
BUCK, JAMES W	134,165	30,000	7,000	34,146	4,500
BUDSBERG, STEVEN C	126,946	33,811	124,738	242,357	468,976
BULLOCK III, CHARLES S	9,565	0	0	0	0
BUNTIN, GEORGE DAVID	51,460	12,480	12,427	32,491	40,943
BURD, ADRIAN BENEDICT	0	456,922	220,241	0	0
BURGOYNE, CHRISTINE E	0	0	0	132,878	0
BURKE, MACK	0	175,000	213,000	0	0
BURKE, SHANNA	99,317	75,000	0	141,443	0
BURPEE, LEON LOUIS	28,500	30,300	51,500	67,009	59,400
BURTLE, GARY J	60,812	1,500	0	10,220	10,220
BURTON, ROBERT G	0	0	0	0	0
BUSH, PARSHALL B	0	0	54,000	0	51,600
BUTCHART, RONALD E	0	0	0	318,775	0
BUTTRAM, JOAN M	0	0	7,500	0	0
CABRERA, MIGUEL L	8,000	0	421,272	60,000	0
CAI, HAINI N	178,149	229,105	0	235,832	0
CAI, LIMING	0	0	0	0	232,552
CAI, WEI-JUN	128,997	78,985	62,555	591,844	206,344
CALABRIA, ASHLEY	0	0	0	0	15,000
CALDAROLA, NANCY T	0	0	0	0	26,000
CALHOUN, GEORGIA	0	23,278	0	0	0
CALHOUN, GEORGIA B	-4,524	0	0	0	0

PRIMARY INVESTIGATOR	FY 02 AMOUNT	FY 03 AMOUNT	FY 04 AMOUNT	FY 05 AMOUNT	FY 06 AMOUNT
CALHOUN, KAREN S	2,100	750	700	0	0
CAMERON, KENZIE ALYNN	26,947	25,078	0	0	0
CAMPBELL, JONATHAN M	0	0	29,915	0	0
CANERDAY, T DONALD	14,160	0	0	0	0
CANFIELD JR, EARL RODNEY	10,000	10,089	10,089	41,180	41,795
CANTARELLA, JASON	0	205,492	0	0	0
CAPE, SABRINA WILEY	0	300,000	0	0	0
CAPOMACCHIA, ANTHONY C	4,000	198,142	197,907	82,822	2,000
CARLIN MORGAN, KERRY ANN	5,000	0	0	0	0
CARLSON, JON F	144,237	0	112,344	0	0
CARLSON, RUSSELL W	344,836	401,615	672,560	620,925	110,314
CARMICHAEL, KAREN PAIGE	0	0	83,348	27,675	0
CARR, MARTHA M	134,432	0	0	166,883	330,551
CARREIRA, LIONEL A	0	0	194,770	201,000	91,000
CARROLL, CARL RONALD	81,316	84,612	46,220	42,233	45,084
CARROLL, JOHN P	233,904	272,356	163,707	230,852	275,376
CARROW, ROBERT N	6,500	107,856	93,776	0	49,300
CARSWELL, ANDREW THOMAS	0	0	0	0	31,965
CASSIDY, PATRICK DANIEL	0	0	0	0	15,000
CASSITY JR, PRATT W	339,992	246,400	195,003	220,950	573,868
CASTENELL, LOUIS A.	0	0	0	0	10,000
CASTENELL, LOUIS ANTHONY	2,010,554	2,065,533	2,007,826	2,032,565	51,699
CASTLEBERRY, STEVEN BRYAN	84,250	139,623	119,350	171,690	62,974
CERVERO, RONALD M	0	0	63,500	29,005	-13,779
CHAMPAGNE, DONALD E	170,276	175,381	0	0	0
CHANDRA, SURENDAR	139,838	0	0	0	0
CHANG, CHUNG-JAN	14,500	9,500	9,730	6,175	1,000
CHANG, SHU-MEI	0	0	565	1,000	0
CHASE, PHILIP E	114,113	186,302	0	55,103	7,888
CHEE, PENG WAH	105,635	56,000	54,000	155,598	185,036
CHEN, CHANGSHENG	-231,649	0	0	0	0
CHEN, JIANG	0	0	0	0	320
CHEN, JINRU	30,000	67,740	67,540	75,000	150,000
CHEN, ZHENBANG	0	900	0	15,000	0
CHERRY, JERRY A	0	0	0	12,000	0
CHILDERS, ERIN E	0	0	13,500	25,080	0
CHINNAN, MANJEET S	133,375	168,234	59,531	57,091	8,100
CHISHOLM, MARIE A	286,000	27,276	550,257	701,804	1,509,865
CHOI, IKSEON	0	0	97,701	0	0
CHU, CHUNG K	1,475,618	868,037	1,638,461	1,482,031	1,159,312
CHURCH, HARRIETT G	340,837	359,260	732,890	0	0
CIESZEWSKI, CHRIS	34,000	0	0	0	0
CIESZEWSKI, CHRIS J	0	0	147,996	58,000	0
CLANCEY, KEVIN F	9,793	9,781	10,530	-724	10,530
CLARK, DOUGLAS N	-2,110	0	0	0	0
CLARK, ERNEST C	0	15,000	2,000	-1,734	199,712
CLARK, REX L	26,950	0	0	0	0
CLARK, RICHARD L	0	338,837	194,195	289,228	414,312
CLARKE JR, GEORGE WESTON	0	0	0	50,600	13,000
CLEMENS, BONNIE	0	47,966	15,815	0	27,594
CLEMENTZ, BRETT A	0	299,893	45,122	250,240	244,359
CLOUD, JERALDINE N	372,900	244,000	0	0	0
CLUTTER, MICHAEL LEE	81,197	45,000	67,000	0	0

PRIMARY INVESTIGATOR	FY 02 AMOUNT	FY 03 AMOUNT	FY 04 AMOUNT	FY 05 AMOUNT	FY 06 AMOUNT
COBB, JAMES C	8,000	40,000	0	0	0
COCHRAN, THOMAS E	428,456	121,001	41,919	119,847	70,499
COFFIELD, JULIE A	143,358	0	634,560	644,000	349,600
COHEN, ALLAN S	0	0	0	0	1,866,338
COLANGELO, CARMON	0	7,800	300	7,534	-4,200
COLE, DANA J	0	0	24,952	24,952	0
COLEMAN, DAVID C	1,158,865	194,803	63,430	183,431	69,999
COLEMAN, THOMAS M	63,245	64,952	64,952	135,942	-2
COLLEY, DANIEL G	7,517	541,793	746,777	696,586	958,377
COLLINS, BEVERLY S	0	0	0	90,000	228,213
COMMEYRAS, MICHELLE	49,700	0	5,000	0	-14
CONDIE, BRIAN G	0	512,025	330,667	289,600	217,200
CONDIT, CELESTE MICHELE	367,731	317,652	0	0	26,693
CONDREY, STEPHEN E	0	0	78,400	172,000	154,800
CONGDON, JUSTIN D	66,354	0	0	0	0
CONNER, PATRICK JOHN	31,649	40,512	31,200	24,000	32,500
CONROY, MICHAEL J	56,000	142,105	278,121	230,867	102,418
COOPER, DIANE L	0	0	13,000	29,859	24,452
COOPER, ROBERT J	72,229	45,229	358,316	10,000	159,548
CORDONNIER PRATT, MARIE MICHEL	0	97,200	0	0	0
CORDONNIER, MICHAEL	540	0	0	0	0
CORN, JOSEPH L	0	0	369,665	321,521	605,683
CORNELL, KAREN K	-13,100	0	0	0	0
CORNWELL, CHRISTOPHER MARK	22,000	0	0	0	0
CORREDIG, MILENA	5,000	1,600	0	0	0
COTTON, CAROL PHILLIPS	0	0	59,776	0	0
COURTENAY, BRADLEY C	259,430	0	255,475	5,000	150,000
COUVILLON, GARY A	3,686	3,791	0	0	0
COVERDALE, JOSIE A	0	0	0	10,000	10,000
COVERT, SARAH F	0	52,125	0	49,400	35,377
COVICH, ALAN P	0	0	176,763	0	96,268
COVINGTON, MICHAEL A	0	408,089	0	1,256,789	-1,009,599
COWIE, GAIL M	0	0	2,040	0	0
COX III, JAMES F	22,645	44,345	24,183	52,199	9,133
COY, ANTON E	13,000	0	0	1,400	0
COYLE, CYNTHIA G	18,068	761,539	9,300	0	500,001
CRAIGE, BETTY JEAN	5,000	7,000	14,286	60,730	0
CRAMER, STEPHEN E	1,136,400	692,581	1,568,351	1,263,000	1,835,739
CRASK, MELVIN R	0	0	140,000	24,951	0
CRAWLEY, CONSTANCE C	0	0	0	0	14,000
CRESS, MARIE ELAINE	0	15,000	0	107,937	45,000
CRIM, JOE W	258	0	0	0	0
CROW, SUSAN R	17,700	57,815	57,815	65,865	29,250
CROWELL-DAVIS, SHARON L	0	0	0	4,284	-91
CROWELL, WAYNE A	12,380	12,320	9,800	6,010	8,226
CROWLEY, JOHN	0	90,000	94,298	90,000	95,994
CRUPI, JAMES A	0	32,000	0	0	0
CRYSTAL, JONATHON D	0	231,000	212,380	176,180	0
CSINOS, ALEXANDER S	146,760	119,760	779,883	169,443	136,040
CUDE, BRENDA J	789	142,245	1,100	125,681	0
CULBREATH, ALBERT K	61,797	85,500	127,500	58,500	84,400
CULPEPPER, A. STANLEY	0	0	0	3,000	0
CULPEPPER, ALFRED STANLEY	18,600	31,000	94,940	704,605	154,000

PRIMARY INVESTIGATOR	FY 02 AMOUNT	FY 03 AMOUNT	FY 04 AMOUNT	FY 05 AMOUNT	FY 06 AMOUNT
CUMMINGS, BRIAN S	0	0	50,000	56,000	56,000
CUNFER, BARRY M	44,946	16,782	6,740	8,309	529
CUNNINGHAM, DANIS L	57,500	35,000	27,000	0	0
CURETON, KIRK J	118,058	0	0	118,117	20,465
CZARICK III, MICHAEL	0	9,630	0	0	0
CZARNOTA, MARK ANDREW	0	11,000	13,000	8,381	85,380
DADDONA, MARK F	0	0	700	0	0
DAHL, MARGARET WAGNER	0	0	275,000	0	0
DAILEY JR, HARRY A	843,034	10,163,569	393,798	50,000	321,584
DAILEY, SHIRLEY ILENE	0	0	0	507,557	0
DALE, NICHOLAS M	12,000	12,000	0	0	0
DALLAS, CHAM E	0	642,842	1,487,326	209,917	115,000
DALLMEYER, DORINDA G	5,000	0	0	5,000	0
DALTON, STEPHEN	0	200,000	170,000	130,000	484,275
DAMIAN, RAYMOND T	71,191	22,879	0	0	0
DANIELS, JAMES A	0	0	0	0	26,000
DANIELS, RICHARD F	249,230	208,000	282,357	0	181,062
DANIELS, RICHARD LEO	143,000	140,000	0	0	0
DARVILL, ALAN	643,947	1,059,275	267,390	1,668,570	823,716
DAS, KESHAV C	25,326	40,000	31,190	0	0
DATTA, GAURI SANKAR	0	83,884	99,031	68,199	0
DATTA, SOMNATH	0	33,672	37,866	46,946	0
DATTILO, JOHN P	0	14,221	47,300	-10,000	0
DAUGHERTY, PATRICIA W	0	0	0	714	4,502
DAVEY, ADAM	56,741	61,170	139,045	-66,240	0
DAVEY, MAUREEN SEMANS	0	0	26,767	0	0
DAVIDSON, WILLIAM R	181,000	282,360	0	0	0
DAVIES, EDWARD TIMOTHY	0	0	30,000	0	0
DAVIS, ADAM J	26,450	0	0	74,875	0
DAVIS, K ROSCOE	6	0	0	0	0
DAVIS, RICHARD FREDERICK	4,000	16,750	6,000	10,000	0
DAWE, R KELLY	485,000	510,000	540,000	1,238,351	2,169,499
DAY, JAMES LADON	116,600	159,120	45,330	34,410	33,080
DE HASETH, JAMES A	0	0	0	34,000	68,000
DEAN, JEFFREY F D	315,448	635,684	894,827	545,621	235,845
DECHICCHIS, ALBERT R	225,000	0	0	36,266	37,301
DEEHR, CYNTHIA	10,614	6,666	6,667	0	0
DEISSLER, CHRISTA HARRELSON	0	0	0	25,000	0
DEJOY, DAVID M	315,158	0	-8	269,875	388,868
DEPLANE, KEITH S	45,064	0	105,617	118,094	68,200
DEMARRAIS, KATHLEEN PATRICIA	11,000	0	0	0	0
DEMPSEY, LAWRENCE STEVEN	25,000	95,343	130,190	25,000	62,412
DENNIS, ALAN R	-84	0	0	0	0
DENNIS, WILLIAM MICHAEL	27,000	138,804	107,500	389,325	58,332
DENNY, TIMOTHY P	65,000	120,000	120,000	120,000	0
DEOM, CARL M	0	20,034	5,784	2,500	6,138
DERVARTANIAN, DANIEL V	3,871	6,172	2,397	1,040	4,049
DEVOS, KATRIEN MARTHA	0	95,366	94,247	55,500	134,129
DI IORIO, DANIELA	10,666	0	20,000	233,357	81,774
DIAZ PEREZ, JUAN CARLOS	0	0	145,582	0	0
DIAZ-PEREZ, JUAN C	1,500	9,000	0	0	6,000
DICKENS, ERNEST DAVID	363,858	0	15,000	5,000	38,700
DICKERSON JR, HARRY W	20,000	320,000	33,950	48,896	277,900

PRIMARY INVESTIGATOR	FY 02 AMOUNT	FY 03 AMOUNT	FY 04 AMOUNT	FY 05 AMOUNT	FY 06 AMOUNT
DIETRICH-HENSEL, URSULA	0	0	0	0	3,000
DIPIRO, JOSEPH T	60,321	70,870	71,679	30,482	-7,372
DIRR, MICHAEL A	41,004	72,835	57,911	58,420	80,423
DISHMAN, RODNEY K	26,382	147,801	65,015	495,001	492,565
DIXON, ROBERT T	77,728	149,686	0	0	0
DLUHY, RICHARD A	77,810	555,009	261,360	261,360	255,218
DOCAMPO, ROBERTO	0	0	0	33,800	450,065
DOLLAR, PATRICE G	0	20,000	2,500	0	0
DONOVAN, LISA ALAYNE	130,004	145,058	117,277	243,578	0
DORE, TIMOTHY	0	0	316,300	160,400	83,300
DORFMAN, JEFFREY H	0	9,057	0	0	44,000
DOUCE, G KEITH	116,000	274,949	342,240	309,561	65,415
DOUGAN, SCOTT T	0	70,000	65,000	60,000	60,000
DOUGHERTY, KEITH L	0	0	0	71,453	0
DOVE, CHARLES ROBERT	506	0	0	0	0
DOWD, JOHN F	0	0	0	0	3,000
DOYLE, J GRIFFIN	193,000	94,231	0	0	0
DOYLE, MICHAEL O	2,260	0	0	0	0
DOYLE, MICHAEL PATRICK	736,126	601,464	1,512,924	1,627,343	475,679
DOZIER, WILLIAM A	73,750	18,950	0	0	0
DRAKE, JASON BYRON	0	38,734	0	0	0
DUCHARME, LORI	0	0	0	21,482	310,048
DUCKETT, SUSAN K	29,487	335,935	0	168,942	0
DUDLEY, GARY A	421,754	187,747	403,305	472,787	312,218
DUNCAN, JAMES ROBERT	270	1,537	0	0	0
DUNCAN, MICHAEL A	387,638	504,412	361,560	383,392	459,982
DUNCAN, PAUL DAVID	0	0	0	5,000	0
DUNCAN, RONNY R	65,029	10,305	0	0	0
DUNN, ANNE	0	0	10,000	0	0
DUNNING, ARTHUR N	275,000	0	0	38,599	21,398
DURE III, LEON S	5,000	10,000	0	5,000	0
DURNING, DAN W	0	0	389,996	0	21,443
DUSANSKY, RICHARD	34,387	37,804	37,804	35,458	36,289
DUTCHER, JAMES D	41,500	22,000	42,630	26,500	24,500
DYER, THOMAS G	0	0	0	35	0
EARL, HUGH JAMES	0	26,500	0	0	0
EASON, MARCUS A	160,900	216,456	139,488	28,242	7,814
EATON, THOMAS A	-50,935	0	0	0	225,418
EDWARDS JR, HARDY M	55,085	0	58,075	0	0
EDWARDS, GAYLEN L	110,613	72,400	0	0	0
EDWARDS, JAMES D	0	1,352	0	0	0
EDWARDS, JOHN C	0	-26	0	0	0
EHARDT, CAROLYN L	10,000	0	5,000	0	11,924
EILAND, WILLIAM U	307,148	231,174	288,987	416,293	1,617,133
EITEMAN, MARK ANDREW	889	80,118	391,882	0	227,328
EITENMILLER, RONALD R	65,000	104,620	153,800	154,800	89,962
ELLETT, ALBERTA	343,900	635,386	583,265	712,015	872,107
ELLINGTON, C RONALD	95,839	76,800	81,600	20,563	47,567
ELY, LANE O	0	3,950	5,500	3,500	2,000
ENGHAUSER, REBECCA L	0	0	945	0	0
EPPERSON, JAMES	78,024	0	0	0	0
ERGUL, ADVIYE	86,000	157,261	285,009	99,475	419,920
FAGAN, SUSAN C	-2,019	305,155	296,476	221,119	43,521

PRIMARY INVESTIGATOR	FY 02 AMOUNT	FY 03 AMOUNT	FY 04 AMOUNT	FY 05 AMOUNT	FY 06 AMOUNT
FAIRCHILD, BRIAN DAVID	0	0	0	23,550	119,116
FARMER, MARK A	0	-65,000	196,710	25,237	525
FECHHEIMER, MARCUS	0	0	0	9,412	170,200
FECHO, ROBERT ANTHONY	0	0	5,000	0	0
FELDMAN, STUART	139,491	30,220	0	0	0
FERGUSON, DUNCAN C	58,606	64,823	91,760	87,799	0
FERGUSON, NAOLA M	0	0	0	0	17,093
FERRARA, MICHAEL S	40,231	28,454	37,250	78,585	62,390
FERRE, FREDERICK	50	0	0	0	0
FERTIG, CHAD D	0	0	0	0	5,000
FIELDS-SMITH, CHERYL A	0	0	0	0	40,000
FIGUEIRA, DOROTHY M	0	0	0	0	0
FINCHAM, JACK	0	10,000	0	8,900	12,357
FINCHER, CAMERON	0	0	0	0	0
FIRESTONE, EVAN R	21,186	45,000	42,212	43,340	55,503
FIRTH, GERALD R	15	0	0	0	0
FIRTH, IAN J W	17,950	131,259	0	0	0
FISCHER, JOHN R	616,510	1,194,410	942,920	1,144,540	889,060
FISHER, JEFFREY WILLIAM	28,806	452,191	634,677	1,115,755	112,997
FISK, AARON THOMAS	0	6,500	0	0	34,203
FITT, WILLIAM K	703,846	2,200	0	-93,284	151,714
FLETCHER JR, THOMAS DAVID	0	250	2,800	600	0
FLETCHER, DANIEL L	0	28,175	0	0	15,565
FLETCHER, STANLEY M	790,576	503,976	190,000	122,000	150,000
FLORKOWSKI, WOJCIECH J	57,500	22,000	6,500	0	50,740
FONSAH, ESENDUGUE GREG	3,560	500	5,000	2,762	2,000
FORD, CATHERINE ELAINE	163,338	175,019	-611	0	0
FORE III, CECIL	0	0	0	0	105,944
FOREHAND, REX L	888,851	900,000	899,449	770,790	235,000
FORS, STUART W	62,991	59,939	83,731	246,700	337,791
FORSCHLER, BRIAN T	225,000	173,700	89,108	245,500	143,000
FOSTER, MARK R	127,151	462,825	120,120	193,707	145,057
FOUTZ, TIMOTHY LEE	24,000	3,600	0	0	750
FOWLER, LAURIE	0	281,934	0	0	0
FOWLER, LAURIE A	200,606	24,513	384,889	992,548	112,312
FOX, RICHARD J	20,000	0	0	0	0
FRAGASZY, DOROTHY M	180,599	5,942	66,823	90,449	15,162
FRANCISCO JR, GEORGE E	0	270,000	0	375,937	0
FRANIC, DUSKA M	0	5,000	0	0	30,000
FRANK, JOSEPH F	85,423	372,102	86,558	0	220,000
FRANKLIN, CHRISTINE ANNETTE	3,000	40,000	2,863	0	0
FRANKLIN, JAMES LEE	0	0	0	401,652	264,423
FRAZIER, KENDALL S	0	14,967	0	0	0
FREEMAN, BYRON J	194,617	68,000	368,262	421,705	216,861
FREEMAN, MELISSA	0	0	0	0	11,780
FREER, COBURN	47,262	49,048	74,710	72,156	65,500
FREIMUTH, VICKI S	0	0	69,300	76,561	1,273,925
FRENCH, WARREN A	30,116	29,518	24,958	0	0
FRICK, ANNE LINDSAY	2,450	8,000	5,721	12,121	40,356
FROETSCHER, MARK A	0	6,000	16,276	9,000	0
FRUM, JENNIFER L	0	261,250	0	0	0
FU, ZHEN	275,200	293,400	572,824	0	6,000
FULLER, ALBERTA LORRAINE	0	0	0	1,931	0

PRIMARY INVESTIGATOR	FY 02 AMOUNT	FY 03 AMOUNT	FY 04 AMOUNT	FY 05 AMOUNT	FY 06 AMOUNT
GABRIEL, RUSSELL C	1,136,244	1,147,664	1,174,412	609,820	0
GAERTIG, JACEK	0	121,000	124,000	206,929	131,416
GAHLAUT, SEEMA	40,000	0	0	80,000	0
GAINES, THOMAS R	129,988	0	0	0	0
GARBER, MELVIN P	0	10,500	399,691	511,071	357,234
GARBIN, ALBENO	0	0	0	0	0
GARCIA, MARICARMEN	34,164	0	0	47,840	176,584
GARDNER, WAYNE A	145,138	172,733	246,950	167,345	155,704
GARFIELD, MICHELLE NICOLE	0	0	0	999,218	0
GARNER, JOSEPH C	500	3,500	3,000	36,933	31,734
GARRISON, ERVAN G	23,533	14,585	13,500	6,033	22,700
GASCHO, GARY J	97,820	42,500	50,000	0	0
GASKIN, JULIA WEBB	0	0	0	0	32,137
GAST, DAVID L	0	294,548	299,882	299,591	0
GATES, KEITH W	155,230	259,002	315,519	86,710	113,441
GATEWOOD, ROBERT D	8,500	10,550	8,500	0	16,123
GATTIE, DAVID K	0	26,150	0	0	0
GELLER, MICHAEL RAY	55,000	55,000	1,595,000	55,000	0
GIANNASI, DAVID E	0	65,350	0	16,450	0
GIBBONS, J WHITFIELD	110,777	250,696	223,464	186,587	330,513
GIRAUDO, SILVIA Q	0	457,243	0	0	0
GITAITIS, RONALD D	0	11,000	1,500	7,000	30,500
GLASER, BRIAN A	31,000	29,060	15,500	16,600	16,600
GLENN, TRAVIS C	0	0	71,063	122,041	136,125
GLISSON, JOHN R	11,125	27,951	166,155	475,816	330,931
GLOVER III, CLAIBORNE VAN C	0	217,416	223,744	0	0
GLYNN, DENISE MUTH	0	0	0	0	0
GODT, MARY JO WIERMAA	19,035	-5,781	0	0	0
GOLD, SCOTT E	76,824	0	293,000	10,000	401,000
GOLDSTEIN, SUSAN T	0	0	0	32,615	60,080
GOODIE, ADAM S	0	0	110,400	0	110,400
GOODRUM, JOHN W	0	0	0	15,000	0
GOOTMAN, ELLIOT C	4,960	0	0	0	0
GOWATY, PATRICIA ADAIR	67,581	69,763	72,032	30,000	254,334
GRAGSON, THEODORE L	0	1,365,461	1,182,266	1,326,200	1,186,576
GRAHAM, MARGARET A	0	382,695	0	0	0
GRAHAM, P TOBY	0	0	0	0	761,427
GRAHAM, RICHARD MARTIN	-5,122	10,000	10,000	10,000	10,000
GRAHAM, WILLIAM A	64,117	0	32,818	32,818	32,818
GRANTHAM, TAREK C	0	0	0	0	65,205
GRANVILLE, ANDREW J	97,884	0	0	0	0
GRASSO, MAUREEN	0	280,000	407,000	451,500	352,424
GRATZEK, JOHN B	7,089	16,156	0	0	0
GRAVES, WILLIAM M	16,049	18,280	9,086	100	5,280
GREEN, GARY TERENCE	0	0	53,500	75,000	73,373
GREENE, W. DALE	0	0	50,000	50,000	0
GREENE, WALTER D	15,070	0	0	0	0
GREENMAN, JOHN F	0	0	0	10,800	20,500
GREENSPAN, PHILLIP	0	13,894	13,894	6,000	6,000
GREGORY, CHRISTOPHER	0	0	192	291	637
GREY, TIMOTHY LANE	10,500	37,633	21,666	5,750	59,250
GRIDER, ARTHUR	0	0	0	0	18,306
GRIFFIN, GLORY P	0	0	0	0	0

PRIMARY INVESTIGATOR	FY 02 AMOUNT	FY 03 AMOUNT	FY 04 AMOUNT	FY 05 AMOUNT	FY 06 AMOUNT
GROSSMAN, GARY DAVID	53,269	117,502	41,000	-7,034	0
GROVER, RAJIV	45,128	39,724	39,944	50,763	37,363
GUILLEBEAU, LEE P	119,500	142,442	82,872	108,723	155,142
GUO, BAOZHU	0	0	72,000	41,000	0
GUSTAVSON, SANDRA G	1,746,787	1,373,676	1,086,385	822,636	1,011,050
HAHN, MICHAEL G	0	8,668	0	1,011,116	977,552
HAIRE, SUSAN B	0	0	115,632	0	0
HALE, JEROLD L	0	0	3,607	0	0
HALL, DANIEL B	0	0	20,233	0	0
HALL, JOAN KELLY	121,468	0	99,204	0	0
HALL, MELVIN R	465	2,050	0	0	0
HALLY, DAVID J	0	0	11,955	23,514	0
HALPER, JAROSLAVA T	51,737	0	0	0	25,000
HALVERSON, CHARLES F	375,893	357,971	0	0	0
HAMDY, MOSTAFA K	1,000	0	-10,000	0	0
HAMILTON, CLAIRE E	881,300	0	0	0	0
HAMILTON, ROBERT D	0	163,900	12,500	703,264	758,640
HAMMOND JR, BILLY R	0	95,118	272,650	2,100	0
HAMRICK III, JAMES L	148,828	308,175	214,055	114,868	15,737
HAMRITA, TAKOI K	0	296,783	0	481,839	90,071
HANNA, WAYNE W	165,388	150,601	147,310	304,025	174,475
HANNAFIN, MICHAEL	0	0	323,176	237,099	220,468
HANULA, GAIL M	1,196,085	1,349,764	3,340,455	2,575,271	11,075
HAPPEK, UWE	50,000	30,000	416,289	206,760	75,000
HARDIN, IAN R	-120,194	1,843	5,000	45,800	0
HARDING, JAMES L	4,087	3,959	0	0	0
HARGIS, JERRY L	89,761	20,681	0	0	0
HARGREAVES JR, LEON A	0	0	0	0	726,312
HARGROVE, JAMES LEE	4,000	0	22,000	0	0
HARMON, BARRY G	0	1,487	2,411	3,701	3,610
HARNISH, DOROTHY	678,186	2,593,949	85,800	588,560	1,251,129
HARRELL, SUSAN J	105,150	701	0	0	0
HARRINGTON, TIMOTHY B	1,000	0	0	0	0
HARRIS JR, GLENDON H	0	2,000	0	0	0
HARRIS JR, THOMAS G	187,911	200,500	193,500	194,000	230,600
HARRIS, RUTH B	460,438	56,904	598,593	618,532	511,717
HARRISON, JUDY A	264,342	0	0	0	20,000
HARRISON, KERRY A	0	0	40,000	0	0
HARRISON, MARK A	0	575,726	0	92,921	0
HARTEL, PETER G	65,985	0	183,107	149,959	158,063
HARTLE, DIANE K	0	45,000	0	130,000	131,300
HARTMANN, KATRIN	50,817	0	0	0	0
HATCHER, KATHRYN J	0	0	36,000	36,000	0
HATFIELD, LARRY L	0	25,077	0	0	0
HATHCOTE, JAN M	0	0	1,000	0	0
HAUSCHILDT, PETER HASCHE	88,609	14,755	0	0	0
HAWKINS, BILLY J	0	0	0	10,000	0
HAWKINS, GARY L	0	0	0	0	99,915
HAWMAN, ROBERT B	97,044	0	0	0	0
HAY, KENNETH E	271,185	264,540	189,045	447,773	1,500
HAYES, HARRY W	63,785	30,941	74,150	126,920	93,350
HAZINSKI, DAVID C	8,000	0	0	0	0
HEALD, PAUL J	0	76,860	0	0	0

PRIMARY INVESTIGATOR	FY 02 AMOUNT	FY 03 AMOUNT	FY 04 AMOUNT	FY 05 AMOUNT	FY 06 AMOUNT
HEMMER, DAVID J	1,500	0	0	0	0
HENDRICK JR, RONALD L	0	0	24,700	50,000	33,442
HENDRIX, PAUL F	10,920	139,999	142,001	150,883	132,001
HENNIER, RICHARD M	0	9,000	8,000	0	0
HENRY, CAROLE K	0	0	0	1,250	0
HENSEL, PATRICK	0	0	0	8,873	0
HENSLEY, S FRANCES	1,544,480	1,522,442	1,476,187	1,233,884	0
HERMANOWICZ, JOSEPH C	0	0	0	0	10,022
HERNANDEZ-DIVERS, STEPHEN J	0	8,338	5,845	0	3,000
HERREN, RAY V	4,000	11,000	46,000	30,000	53,570
HERRMAN, MARGARET S	152	0	13,158	0	0
HERZ, NORMAN	5,000	0	15,000	0	0
HERZOG, GARY A	62,700	388	0	0	0
HICKEY, DANIEL T	315,326	0	71,316	520,876	-247,956
HILL, GARY MARTIN	20,000	35,000	38,500	0	0
HILL, JANETTE R	0	0	0	0	47,539
HILL, MARILYN	0	0	0	66,400	2,400
HILL, MARY LOUISE	0	0	0	0	175,000
HILL, NICHOLAS S	604	704	3,499	15,299	15,012
HILL, ROGER BRIAN	22,552	24,243	31,893	40,524	0
HILLIARD, JIMMY E	0	7,540	39,494	0	0
HILTON, HOWARD N	0	4,969	3,497	1,535	0
HINES II, MURRAY E	0	0	99,102	50,085	0
HINKLE, NANCY C	0	2,026	49,895	2,400	32,143
HINTON, THOMAS G	0	0	0	0	160,051
HOBDY-HENDERSON, KAREN C	81,856	0	0	0	0
HODGE, THOMAS	0	0	0	575,000	287,500
HODSON, ROBERT E	40,389	27,715	1,430	0	0
HOENIG, MARGARETHE E	223,807	-20	208,264	159,809	30,125
HOFACRE, CHARLES L	786,350	18,887	19,258	-6,936	64,576
HOFER, CHARLES W	29,532	218	18,750	16,950	20,000
HOGAN, ROBERT JEFF	0	0	0	0	436,319
HOGUE, JOHN	0	0	0	93,083	94,070
HOHMANN, ANDREA G	72,400	296,029	173,605	177,721	10,936
HOLBROOK, C C	192,950	18,000	50,000	45,000	18,000
HOLBROOK, LANGFORD	0	0	0	0	203,500
HOLLAND, STEVEN M	11,000	0	0	0	5,000
HOLLAND, THOMAS P	37,862	13,138	0	0	-253
HOLLIBAUGH, JAMES T	1,110,096	1,650,286	1,259,138	803,173	454,372
HOLLOWAY, STEVEN R	0	0	11,690	159,963	10,236
HOLMES, CHARLES T	40,932	0	0	0	0
HOLMES, PHILIP V	85,189	89,063	0	0	0
HOLMES, WILLIAM F	21,000	59,000	17,000	0	0
HOLTZ JR, HAROLD F	0	-9,831	0	0	0
HONDALUS, MARY K	0	0	0	61,652	450,979
HOOGENBOOM, GERRIT	327,911	899,964	383,297	1,580,817	861,454
HOOK, JAMES E	155,000	9,000	277,917	202,417	116,035
HOOVER, TIMOTHY R	0	398,600	73,600	225,045	0
HOPKINS, WILLIAM A	68,730	7,425	33,775	15,029	0
HORNE, ARTHUR M	900,211	1,105,000	1,092,850	247,525	125,931
HORTON, DAN L	91,673	20,000	59,999	20,000	109,000
HORTON, GERALD T	10,000	18,144	18,774	13,034	11,602
HORVAT, MICHAEL A	0	20,000	20,600	0	0

PRIMARY INVESTIGATOR	FY 02 AMOUNT	FY 03 AMOUNT	FY 04 AMOUNT	FY 05 AMOUNT	FY 06 AMOUNT
HOU, SU-I	0	0	9,039	0	0
HOUSTON JR, JACK	0	0	11,500	0	0
HOVELAND, CARL S	1,000	0	0	0	0
HOWERTH, ELIZABETH W	7,422	0	11,826	0	0
HOY, CHERI A	0	0	0	0	0
HOYT, ROBERT E	0	3,600	18,900	5,000	6,192
HSU, HUI-CHIN	0	72,400	0	0	0
HUA, GANG	0	0	0	0	480
HUANG, CHUNG-LIANG	0	0	0	0	20,000
HUANG, YAO-WEN	0	18,500	0	85,000	3,750
HUBBARD, WILLIAM G	409,953	372,569	168,497	548,580	389,286
HUBBELL, STEPHEN P	783,769	207,436	386,977	511,911	159,713
HUDSON III, WILLIAM G	2,500	3,501	5,000	5,012	19,500
HUMMER, TERRY R	0	8,000	0	1,415	0
HUMPHREYS, JEFFREY MATTHEW	10,000	32,829	111,500	72,953	103,018
HUNG, YEN-CON	108,867	6,396	93,428	394,117	47,200
HUNTER, MARK D	89,797	126,066	158,958	-8,820	0
HURLEY, DAVID JOHN	50,000	105,000	69,885	6,119	93,195
HURST, ANNE S	0	31,822	0	48,455	0
HURST, WILLIAM C	0	0	83,650	0	0
HUSEMAN, RICHARD C	54,386	57,364	63,448	51,811	27,489
HUSSEY, RICHARD S	8,339	97,087	306,926	103,373	510,774
HYND, GEORGE W	253,814	245,661	0	0	0
INGRAM, KEITH T	5,400	4,000	0	0	0
INSOCE, JOHN C	0	0	20,300	43,100	50,000
IRWIN, REBECCA E	0	64,203	0	374,912	0
IVARIE, ROBERT D	116,686	7,500	5,000	254	64,187
IZADI, ELHAM	27,800	0	0	0	35,746
IZLAR, ROBERT LEE	151,935	157,080	130,544	130,317	143,411
IZSAK, ANDREW G	0	412,412	372,232	325,666	0
JACKSON JR, THOMAS H	0	0	0	72,392	97,315
JACKSON, BEN D	22,511	26,549	0	118,684	13,500
JACKSON, C RHETT	232,967	22,159	69,552	106,380	28,139
JACKWOOD, MARK W	50,000	0	54,050	0	0
JAGOE, CHARLES H	116,748	64,600	184,896	175,400	20,000
JASKYTE, KRISTINA	0	0	224,925	0	0
JASO-FRIEDMANN, LILIANA	0	36,108	0	0	300,000
JAWORSKI, ALAN J	0	0	0	10,530	10,530
JAYARATNE, KORALALAGE SUNIL UP	0	0	142,358	0	0
JEN, JOSEPH J	0	0	581	0	0
JENKINS, TRACIE M	0	4,000	10,000	11,150	10,000
JENNINGS, CECIL A	358,680	516,713	327,221	411,471	328,389
JOHNSON III, WILEY C	104,500	107,000	0	0	0
JOHNSON, J AARON	0	0	0	0	5,443
JOHNSON, JERRY W	78,543	96,885	104,296	154,495	160,728
JOHNSON, JOHN T	5,875	22,000	0	0	0
JOHNSON, MARY ANN	428,243	669,879	309,620	67,037	292,985
JOHNSON, MICHAEL K	220,513	167,900	167,900	241,414	235,741
JONES, DAVID C	10,000	0	0	0	0
JONES, KAREN H	156,316	194,284	152,869	93,150	93,719
JONES, LARRY G	0	0	0	2,000	0
JONES, LAWRENCE F	1,350,000	2,858,000	1,450,000	1,465,000	1,539,000
JONES, RICHARD D	20,000	4,178	0	0	0

PRIMARY INVESTIGATOR	FY 02 AMOUNT	FY 03 AMOUNT	FY 04 AMOUNT	FY 05 AMOUNT	FY 06 AMOUNT
JONES, SCOTT A	0	0	0	294,245	127,576
JONES, TONIA	0	0	0	0	1,012,386
JORDAN, CARL FREDERICK	78,207	96,271	161,271	0	0
JORDAN, E LANIER	0	0	0	0	155,000
JORDAN, JEFFREY L	3,808,414	4,150,272	3,331,221	3,974,576	3,539,276
JORGENSEN, PETER A	9,000	18,000	0	0	0
JOST, PHILIP H	0	0	26,000	72,000	185,700
JOYE, SAMANTHA B	176,446	245,218	98,157	75,874	705,163
JURAT FUENTES, JUAN LUIS	0	0	0	0	320
KALIVODA, KAREN S	25,000	70,113	15,015	15,021	40,386
KAMPHAUS, RANDY W	13,140	21,927	0	0	941,141
KANDASAMY, MUTHUGAPATTI K	0	0	0	0	6
KANEMASU, EDWARD T	48,104	56,824	397,658	207,255	125,617
KANNAN, DHANDAPANI	0	0	0	0	0
KAPLAN, RAY MATTHEW	0	45,365	59,228	0	75,478
KARLS, ANNA CECILIA	312,856	212,856	212,856	29,677	29,677
KARLS, RUSSELL KENNETH	0	0	17,500	17,500	0
KARNOK, KEITH J	55,750	66,200	70,670	57,150	50,201
KASTNER, JAMES R	42,730	0	55,423	0	35,040
KAYA, NAZ	0	0	8,200	0	0
KAYS, STANLEY J	0	2,135	56,800	40,000	0
KAZEZ, WILLIAM H	0	0	0	108,000	16,840
KEEL, M KEVIN	0	0	0	0	98,660
KEITH, CHARLES H	0	0	0	299,716	0
KELLEY, WILLIAM T	0	0	14,827	42,573	237,121
KELLOUGH, J EDWARD	0	0	19,000	61,055	0
KEMERAIT JR, ROBERT C	39,050	32,325	58,450	50,750	130,864
KENNEDY, GILES W	448,579	609,812	361,800	199,666	318,198
KERNIS, MICHAEL HOWARD	0	0	0	252,150	0
KERO, KATHY L	0	0	0	7,500	0
KERR, WILLIAM L	0	3,934	3,336	1,558	276,000
KEY, JOE L	345,881	0	0	0	0
KEYS, DEBORAH A	0	16,475	0	0	0
KHERSONSKY, JULIA A	0	0	0	109,156	235,703
KHRIPUNOV, IGOR	-111,990	957,662	309,083	670,643	152,054
KIGHTLINGER, KEITH	15,000	15,000	15,000	0	0
KINDER, JACQUELYN S	0	1,864	1,708	-196	2,323
KING, CHRISTOPHER SIMON	0	0	0	0	19,014
KIPREOS, EDWARD T	1,053,400	310,310	253,400	253,400	184,000
KISAALITA, WILLIAM S	76,225	80,984	0	0	104,451
KISSEL, DAVID E	70,500	0	40,696	0	18,000
KISSINGER, JESSICA	0	196,500	286,947	1,724,940	338,016
KLEIBER, DOUGLAS A	4,000	16,109	0	4,734	0
KLEIBER, PAMELA B	0	3,000	7,000	5,000	27,050
KLEVEN, STANLEY H	70,297	669,888	160,018	91,053	107,667
KLOEPPPEL, BRIAN D	0	0	152,164	0	0
KNAPP, STEVEN J	0	0	12,000	752,737	611,597
KNAUFT, DAVID ALAN	0	564,080	581,137	20,000	594,287
KNEIB, RONALD T	0	487,337	0	0	0
KNOX, JOHN A	30,000	0	66,000	0	0
KNUDSEN, HANNAH KATHRYN	0	0	0	280,758	279,680
KOBALLA JR, THOMAS R	0	0	50,000	50,000	0
KOCHERT, GARY D	0	0	0	0	0

PRIMARY INVESTIGATOR	FY 02 AMOUNT	FY 03 AMOUNT	FY 04 AMOUNT	FY 05 AMOUNT	FY 06 AMOUNT
KOGAN, STEVEN MILES	0	0	0	0	205,763
KOJEVNIKOV, ALEXEI B	85,232	0	0	0	0
KOLOMER, STACEY R	29,865	29,743	0	1,001,920	-900,000
KORNACKI, JEFFREY L	212,552	6,000	0	0	0
KOTZAN, JEFFREY A	7,500	63,750	43,500	0	0
KOWALEWSKI, STEPHEN A	3,667	13,972	0	0	0
KRAEMER, EILEEN T	50,534	117,488	90,593	95,525	0
KRAMER, ELIZABETH A	213,705	111,196	830,064	392,358	397,737
KRAUSE, DUNCAN C	249,668	703,130	505,464	525,625	297,482
KRETZSCHMAR JR, WILLIAM A	12,806	78,834	0	56,768	24,879
KREWER, GERARD W	14,133	12,601	65,500	22,379	23,200
KROPF, NANCY P	3,941	37	10	46,348	20,527
KRUNKOSKY, THOMAS M	0	0	51,825	92,975	23,202
KUHNERT, KARL W	0	46,124	43,674	14,150	78,907
KUJAWA, JONATHAN	0	0	0	500	2,000
KULIKOFF, ALLAN LEE	0	24,754	0	0	0
KUNDELL, JAMES E	155,575	100,000	178,787	263,277	5,054
KURTZ JR, DONALD M	323,532	270,825	260,640	98,220	0
KURTZ, HILDA	0	0	0	11,630	0
KURTZ, PAUL M	0	10,000	0	0	0
KUSHNER, SIDNEY R	303,699	306,003	328,651	331,200	331,200
KUTAL, CHARLES R	83,944	26,159	0	0	0
KVIEN, CRAIG K	379,566	730,614	711,632	1,151,505	377,625
KWASS, MICHAEL A	0	0	0	0	40,000
KWONG, WINGHAN JACQUELINE	0	0	0	0	30,000
LACY, MICHAEL P	20,656	26,548	52,319	32,883	25,567
LACY, RICHARD CURTIS	0	48,500	0	104,315	116,546
LAFLEUR, RICHARD A	143,604	0	0	0	0
LAHAIE, BRIAN J	169,200	0	0	0	8,000
LAI, MING-JUN	4,448	0	189,107	81,358	65,128
LAING, EMMA E	0	0	0	57,000	0
LANDAU, DAVID P	282,258	160,729	215,490	450,859	223,194
LANDRUM, THOMAS S	0	2,856	1,000	0	400
LANDRY JR, GILBERT W	900	3,300	0	20,000	338,612
LANEHART, SONJA L	0	0	6,726	12,000	0
LANGONE JR, JOHN	212,965	223,274	319,725	454,333	495,561
LANGONE, CHRISTINE A	0	0	0	0	70,568
LANGSTON JR, DAVID B	89,548	6,800	45,500	79,000	297,649
LANIER, LANNIE LOVETT	0	0	0	0	124,745
LANZILOTTA, WILLIAM N	0	0	0	55,000	135,000
LARISCY, RUTH ANN	0	0	0	0	1,000
LARSON, EDWARD J	0	609	0	0	0
LASTRAPES, WILLIAM D	0	0	2,500	10,756	5,303
LATIMER, KENNETH S	0	0	1,208	3,838	3,769
LAUBER, ERICK	0	50,000	0	0	0
LAUDERDALE, JAMES D	0	0	0	0	50,000
LAUTH, THOMAS P	1,268	0	984	6,404	6,894
LAW, S EDWARD	452	2,145	6,204	4,772	54,492
LEASE, A MICHELE	0	0	0	20,000	0
LECLERC, MONIQUE Y	182,850	368,965	373,032	375,714	411,589
LEDBETTER, JAMES G	469,000	132,757	0	0	590,085
LEDBETTER, JAMES G.	0	0	132,500	0	0
LEE, CHERYL A	85,360	12,000	0	0	0

PRIMARY INVESTIGATOR	FY 02 AMOUNT	FY 03 AMOUNT	FY 04 AMOUNT	FY 05 AMOUNT	FY 06 AMOUNT
LEE, DWIGHT R	33,000	40,000	35,000	22,288	23,812
LEE, JINKOOK	10,105	0	0	0	0
LEE, JOHN W	34,563	-24	0	0	0
LEE, MARGIE D	194,750	200,593	0	0	0
LEE, R DEWEY	43,150	140,050	126,950	115,550	69,000
LEE, R. DEWEY	0	0	0	0	40,700
LEGAULT, PASCALE	131,269	266,854	0	0	0
LEIGH, DAVID S	5,205	0	60,000	17,172	17,000
LEIGH, DAVID S.	0	162,918	0	0	0
LEIGH, THOMAS W	58,674	54,036	63,755	49,264	70,848
LENTS, CLAY A	0	0	0	0	106,524
LEONAS, KAREN K	43,840	46,308	76,650	0	0
LEROY, BRUCE E	0	0	0	0	60,652
LEVERY, STEVEN B	0	41,755	-13,806	0	0
LEWIS III, A JEFFERSON	274,662	250,823	191,719	176,054	126,566
LEWIS, RICHARD D	644,770	270,832	258,258	152,785	0
LEWIS, STEPHEN J	55,000	138,000	170,000	0	0
LEWIS, STEVEN P	0	60,000	60,000	60,000	0
LI, WAN-I OLIVER	38,080	0	0	0	0
LIEMAN, DANIEL	0	60,700	0	0	0
LINDSTROM JR, ORVILLE M	1,000	6,250	6,250	7,000	0
LIPP, ERIN K	0	0	326,331	928,641	20,858
LITTLE, SUSAN D	0	0	0	949,784	1,075,480
LITTLE, SUSAN E	1,000,000	100,000	900,000	73,600	-73,600
LJUNGDAHL, LARS G	220,329	190,906	0	0	0
LOCKHART, LETTIE L	1,974,920	1,359,348	1,580,261	1,480,302	1,575,377
LOGAN JR, HENRY H	2,428,320	2,435,116	2,470,085	2,296,798	54,192
LOHR, LUANNE	0	0	561,755	0	0
LONGMAN, STANLEY V	0	1,176	0	0	0
LORENZINI, DINO J	82,247	70,000	0	35,000	0
LOVELL, C A KNOX	79,277	36,155	34,343	29,005	50,655
LOWE, DONALD ROBERT	0	24,750	0	15,190	33,147
LOWENTHAL, DAVID K	0	151,038	109,862	170,277	0
LU, D ROBERT	45,000	21,400	2,000	0	0
LUND, ROBERT B	0	59,891	71,144	-35,268	0
LUSK, MARK W	0	0	244,550	47,000	6,718
LYDA, FREDERICK M	0	0	0	2,000	3,000
LYNCH, RICHARD L	497,826	664,476	397,295	227,873	139,930
LYNCH, ROBERT E	26,000	3,000	0	0	0
MACE JR, ARNETT C	1,034,966	1,031,880	796,716	661,285	770,485
MACINTOSH, DAVID L	710,872	0	0	0	0
MADDEN, MARGUERITE	0	0	0	252,320	335,388
MADEO, SILVIA A	0	0	41,089	0	0
MAERZ III, JOHN CHARLES	0	0	0	0	39,312
MAGNANI, LORIS ALBERTO	65,560	70,890	0	0	45,202
MAGYAR, AKOS	29,943	31,078	32,272	171,294	0
MAHAFFEY, EDWARD A	164,400	213,436	105,730	21,182	10,188
MAHAN, ROBERT P	64,000	38,600	0	0	0
MAIER, ROBERT J	455,060	313,516	653,768	549,000	301,547
MAJETICH, GEORGE F	45,773	0	0	0	143,000
MAJORS, YOLANDA J	0	34,950	0	0	0
MAKI, JOANNE LAILA	107,887	0	0	0	0
MALMBERG, RUSSELL L	109,000	110,000	0	0	0

PRIMARY INVESTIGATOR	FY 02 AMOUNT	FY 03 AMOUNT	FY 04 AMOUNT	FY 05 AMOUNT	FY 06 AMOUNT
MANDERS, JEANETTE ELIZABETH	0	107,283	0	24,222	0
MANER, EDWIN GORDON	966,385	1,000,000	0	0	0
MANLEY, NANCY R	412,360	854,180	767,331	931,480	744,491
MARABLE, AMANDA B	0	0	0	0	70,000
MARABLE, F GEORGE	153,721	139,731	8,662	2,922	98,799
MARABLE, NINA	25,000	57,500	36,000	0	0
MARKEWITZ, DANIEL	16,463	78,246	132,005	0	190,463
MARKS, HENRY L	2,261	841	0	0	0
MARLOWE, JULIA	7,498	0	0	5,000	28,896
MARSH, JOAN E	0	0	318,719	559,670	671,423
MARSHALL, REBECCA SHISLER	0	73,600	0	73,600	0
MARTIN, BRADLEY C	23,000	0	65,403	-38,267	0
MARTIN, LAMAR G	87,506	0	0	0	0
MARTIN, ROY J	-37,875	0	0	0	0
MARTIN, ROY P	6,924	12,221	0	0	0
MARTIN, SCOTT A	19,401	3,500	0	0	0
MARTINEZ-ESPINOZA, ALFREDO D	3,000	0	0	105,490	3,200
MATIC, GORDANA	28,670	55,121	0	103,769	4,646
MATTERN-PARKES, SUSAN P	0	0	73,540	73,540	0
MATTHEWS, D ERIC	202,198	262,047	382,385	159,361	376,411
MAURER, JOHN J	0	2,970	0	0	943,750
MAURICIO, RODNEY	168,916	50,415	145,163	127,467	41,031
MAY, OSCAR LLOYD	128,114	167,919	192,536	29,550	-25,000
MAYHEW, STEWART	0	169,575	189,811	0	0
MCARTHUR, J VAUN	0	0	0	17,172	12,236
MCCALL, JOHN W	124,892	538,574	130,365	569,815	581,739
MCCOMBS, CANDACE C	0	0	0	156,600	0
MCCORMICK, LAURA K	27,000	27,000	0	0	0
MCCORMICK, WILLIAM C	0	0	31,000	24,000	0
MCCRORY, CLINTON G	97,884	49,312	481,667	574,336	0
MCCULLICK, BRYAN A	0	0	0	1,000	0
MCCULLY, KEVIN K	118,556	365,011	14,512	0	0
MCDONALD, JOHN F	188,989	187,853	42,148	2,000	0
MCDOUGALD, LARRY R	113,300	64,448	83,400	9,431	100,000
MCDOWELL, JENNIFER E	0	168,764	117,213	122,414	124,467
MCDUFFIE, CHARLES H	0	0	0	5,000	0
MCEACHERN, MICHAEL J	224,440	944,440	224,440	224,440	0
MCGRAW, ROYAL A	13,169	8,940	7,451	7,368	5,741
MCHUGH, JOSEPH V	31,598	20,799	262,432	221,625	33,039
MCKILLIP, WILLIAM D	9,926	13,435	0	0	0
MCKINNEY, ELIZABETH COHEN	0	0	0	0	6
MCKISSICK, JOHN C	15,000	0	24,710	7,500	0
MCLAUGHLIN, PHILLIP J	284,600	334,800	380,455	454,135	0
MCLAURIN, WAYNE J	1,834	1,076	0	0	0
MCLELLAN, DONALD L	0	196	0	0	0
MCLEOD, KENNETH W	52,800	0	0	0	0
MCNEILL IV, ROBERT DUNCAN	7,500	0	0	0	0
MCPHERSON, ROBERT M	48,800	49,963	60,989	45,810	40,450
MCRAE, ERIC ANDREW	0	0	0	246,659	660,278
MCWATTERS, SUSAN K	0	0	100,000	66,000	35,000
MEAD, DANIEL G	0	171,523	0	39,447	315,000
MEAGHER, RICHARD B	815,511	1,136,889	842,688	772,785	642,882
MECKLENBURG, ROY A	6,291	0	0	0	0

PRIMARY INVESTIGATOR	FY 02 AMOUNT	FY 03 AMOUNT	FY 04 AMOUNT	FY 05 AMOUNT	FY 06 AMOUNT
MEDINE, CAROLYN JONES	0	0	0	2,500	0
MEDLEAU, LINDA	-5,232	0	0	0	0
MEENTEMEYER, VERNON	0	0	13,462	0	0
MEILE, CHRISTOF D	0	0	0	0	46,697
MELTZER, RICHARD S	3,000	3,000	157,305	76,491	0
MENDICINO, JOSEPH F	0	21,000	0	0	0
MENGAK, MICHAEL THOMAS	6,500	2,000	50,063	223,581	14,504
MENSA-WILMOT, KOJO ANZAH	236,311	72,400	146,000	73,600	0
MERKLE, SCOTT A	25,000	50,000	67,000	125,277	226,734
MEWBORN, DENISE S	0	0	0	0	99,519
MEYER, HENNING HORST H	219,605	90,000	0	0	0
MEYER, JUDITH L	75,472	105,000	49,998	4,905	0
MEYER, MARY C	0	68,367	0	0	0
MEYERS, J MICHAEL	0	0	40,000	9,539	32,782
MIDCAP, JAMES T	3,000	1,095	1,434	0	0
MIDDLEBROOKS, CAROLE	0	0	21,700	18,800	217,800
MILFORD, RICHARD L	514,765	277,573	45,493	0	0
MILLER, DORIS MARIE	1,389,304	2,667,064	1,124,766	1,738,078	1,557,118
MILLER, KARL V	58,233	56,096	201,498	23,600	202,179
MILLER, LLOYD STEPHEN	120,150	138,309	27,185	0	0
MILLER, MARTYN J	0	0	0	3,500	0
MILLER, PATRICIA	0	300	0	0	12,500
MILLER, WILLIAM LYNN	0	0	0	39,347	87,297
MILLER, WILLIAM P	0	70,593	54,436	39,905	17,681
MILLS JR, DAVID P	209,200	205,000	195,000	212,375	0
MILLS, GARY L	40,291	0	0	0	0
MILLS, HELEN H	288,014	350,137	0	0	0
MISZTAL, IGNACY	122,338	91,837	248,897	42,366	121,460
MITCHELL, ELAINE K	204,047	123,380	37,740	83,080	138,772
MITCHELL, NICOLE F	0	0	45,000	20,000	39,250
MOHNEN, DEBRA	146,081	47,924	457,796	25,630	123,424
MOMANY, CORY	0	0	100,000	95,000	96,000
MOMANY, MICHELLE	98,628	559,813	140,606	246,430	10,325
MON, KIN KEUNG	0	45,000	0	24,500	0
MOORE, J MICHAEL	70,636	74,886	70,296	60,400	60,550
MOORE, JAMES N	189,527	329,913	186,118	159,191	134,174
MOORE, JULIE MARIELLE	308,108	664,765	340,856	343,061	0
MORAN, MARY A	988,099	330,098	442,487	3,040,954	326,759
MOREHEAD, JERE W	0	49,918	44,266	17,935	20,635
MOREMEN, KELLEY W	284,462	1,071,112	279,464	489,555	530,825
MORENO, SILVIA NJ	0	0	0	0	521,250
MORGAN, ROBERT N	0	3,000	0	0	0
MORPHEW, CHRISTOPHER C	0	0	0	0	53,200
MORRIS, JEROME	0	0	0	505,200	0
MORRIS, LAWRENCE A	100,261	10,838	12,452	61,964	25,772
MORRIS, LIBBY V	0	124,659	0	0	0
MORRISON, DARREL	22,061	30,802	19,000	16,960	20,907
MOSHI, LIOBA	233,435	151,818	173,763	515,917	301,429
MOSS, JOAN KOONCE	0	0	0	5,000	0
MOTE, THOMAS L	68,529	174,218	73,570	59,788	83,343
MRAZEK, JAN	0	0	0	0	73,000
MUELLER, P O ERIC	9,994	0	0	0	0
MULLIS, REBECCA MCNEILL	2,802,329	791,639	18,413	147,000	305,000

PRIMARY INVESTIGATOR	FY 02 AMOUNT	FY 03 AMOUNT	FY 04 AMOUNT	FY 05 AMOUNT	FY 06 AMOUNT
MUNNEKE, HENRY J	0	0	0	32,600	0
MUNNELL, JOHN F	376	11	0	0	0
MURPHY, GLENN L	0	0	0	107,192	0
MURPHY, TIMOTHY R	151,100	122,850	94,250	130,000	121,188
MURRAY, THOMAS F	178,093	249,624	259,191	275,985	191,762
MURRY, VELMA MCBRIDE	715,673	675,882	636,820	681,177	0
MUSTARD, DAVID B	86,618	89,462	0	0	0
NACKERUD, LARRY G	10,000	57,260	52,605	49,760	120,456
NAEHER, LUKE PETER	195,321	114,467	294,658	194,937	72,720
NAIR, VASU	464,568	984,131	989,173	544,156	655,722
NAIRN III, CAMPBELL JOSEPH	0	0	0	0	85,475
NAKANO, DANIEL	100,955	0	118,359	0	0
NAKAYAMA, KANZO	0	4,220	108,312	0	0
NARAYAN, PREMA	0	0	288,640	264,960	211,968
NATHANI, SUNEETI	0	0	0	172,828	93,273
NEAL, ANDREW L	0	0	15,181	0	232,000
NEELY, CONSTANCE L	329,971	232,076	0	0	0
NEIDLE, ELLEN LEE	260,293	494,831	184,964	5,000	264,593
NESBIT, RYAN A	205,000	7,849,419	1,300,000	1,551,167	1,678,381
NESMITH, D SCOTT	35,300	49,800	52,300	38,500	48,500
NESTOR, ROBERT I	1,603	1,445	3,228	4,092	5,499
NETTLES JR, VICTOR F	14,259	16,065	11,906	968	0
NEUHARTH-PRITCHETT, STACEY	14,500	0	0	12,375	12,375
NEWCOMB, HORACE	461,385	149,979	808	636	-283
NEWELL, STEVEN Y	0	49,337	28,445	0	0
NEWMAN, DAVID H	42,425	52,425	122,000	30,000	657
NEWTON, GEORGE LARRY	11,836	1,319	104	1,768	121
NIBBELINK, NATHAN PAUL	0	0	0	0	44,731
NICHOLLS, ROBERT P	1,393	0	0	0	0
NICHOLS-ENGLISH, GLORIA J	39,945	50,143	0	0	0
NICHOLS, BETHANY K	400,000	0	0	0	0
NICKERSON, STEPHEN C	0	0	2,000	4,704	57,399
NICKOLS, SHARON YVONNE	316,167	298,494	270,777	216,442	138,494
NIEMI JR, ALBERT W	176,068	158,216	145,743	177,124	120,633
NIST, SHERRIE	1,013,936	1,070,592	2,194,008	364,642	727,362
NOAKES, JOHN E	25,000	25,000	106,391	5,000	0
NOBLET, RAYMOND	137,297	84,068	166,000	55,000	622,166
NOE, JAMES P	12,000	8,000	10,000	0	9,000
NORTHROP, DOUGLAS TAYLOR	0	40,000	0	0	0
NORTHROP, NICOLE C	4,975	0	0	0	0
NUTE JR, DONALD E	71,745	69,990	33,907	32,601	0
NZENGUNG, VALENTINE ASONGU	58,000	-15,202	74,685	66,046	13,000
OCONNOR, PATRICK J	45,393	0	0	352,109	411,627
OETTING, RONALD D	0	0	0	0	15,000
OIE, SVEIN	-3,869	298,520	102,700	38,535	35,287
OLIEN, MICHAEL D	0	0	0	0	0
OLIVER JR, JOHN E	32,257	50,966	12,054	0	0
OLMAN, VICTOR	0	0	100,000	100,000	50,000
OLOONEY JR, JOHN A	0	0	33,622	35,000	66,629
OLSON, REBECCA M	75,599	94,952	79,477	1,420	0
OMICHIANSKI, JAMES G	211,271	0	0	0	0
ORCHARD, KAREN K	0	0	0	0	0
OREY III, MICHAEL A	0	0	22,217	60,478	92,666

PRIMARY INVESTIGATOR	FY 02 AMOUNT	FY 03 AMOUNT	FY 04 AMOUNT	FY 05 AMOUNT	FY 06 AMOUNT
ORLANDO, RONALD C	269,189	423,820	0	0	0
ORPINAS, PAMELA LORETO	0	115,000	115,000	0	2,325,000
ORR, PATSY M	882,593	988,192	3,829,866	3,519,873	7,717,286
ORRILL, CHANDRA	0	0	0	0	34,094
ORRILL, CHANDRA H	104,557	0	0	63,684	361,129
ORTEGA, YNES ROSA	701,884	0	500,000	0	0
OSORIO, RICHARD E	13,820	26,394	0	0	0
OZBURN, WILLIAM M	12,001	2,500	0	0	0
OZIAS-AKINS, PEGGY	1,407,273	268,740	148,500	153,052	553,381
PADILLA, MICHAEL J	33,000	917,407	389,539	1,713,703	3,568,516
PAISLEY, PAMELA O	6,661	241	1	0	2
PALARDY, GREGORY J	0	0	0	0	34,988
PALMARINI, MASSIMO	257,146	320,184	536,778	304,441	0
PALMER, LANCE	0	0	0	0	3,388
PANDIT, KAVITA	0	0	37,000	0	0
PARENT, WENDY S	0	700,497	783,842	0	0
PARK, HAN S	29,876	49,051	55,398	41,296	5,000
PARKER, HUBERT B	116,285	0	0	0	0
PARKER, KATHLEEN C	0	210,692	101,264	0	33,000
PARROTT, WAYNE ALLEN	98,276	261,675	81,675	429,112	390,694
PATEL, GORDHAN L	1,846,225	2,379,365	7,168,181	3,281,616	17,830
PATERSON, ANDREW H	3,431,518	1,937,367	3,257,789	1,451,259	1,714,193
PAVLAK, THOMAS JAMES	415,012	780,796	167,737	14,800	0
PAYNE, DAVID A	1,399,750	0	0	0	0
PAYNE, KAREN A	0	0	0	96,743	107,953
PAYTON, FREDERICK V	211	0	0	0	0
PAZ, JOEL O	0	0	0	0	17,000
PEACOCK, TIMOTHY L	93	0	0	0	0
PEARCE, MILA J	0	0	0	14,620	0
PECK JR, HARRY D	0	0	170,000	0	0
PELLETIER, S WILLIAM	1,000	500	0	0	0
PELOT, ELIZABETH DEBRAY	0	0	0	55,000	0
PENCE, MELVIN E	0	0	55,402	62,512	115,078
PENCE, SHELLEY HOOKS	0	0	0	0	121,038
PENNINGS, STEVEN C	95,435	-95,435	0	0	0
PENNISI, SVOBODA V	4,500	0	0	0	0
PEREZ, CARLOS A	2,400,000	2,290,719	2,117,594	0	0
PERONI, JOHN F	44,089	52,734	171,316	55,946	0
PERRI III, MATTHEW	122,092	10,000	19,350	22,500	21,000
PERRY, CALVIN DEVON	0	0	32,000	517,850	40,000
PESTI, DENISE A	0	0	192	291	637
PESTI, GENE M	0	11,000	0	10,000	3,405
PETERS, PEGGY J	0	2,142	0	0	0
PETERSON JR, DOUGLAS L	99,900	0	109,998	154,245	166,716
PETERSON, CHRIS J	54,830	370	73,171	3,480	0
PETERSON, DAVID S	149,785	0	0	0	0
PETERSON, DOUGLAS L.	0	299,912	0	0	0
PETERSON, JAMES T	647,211	232,032	107,168	22,110	160,454
PETERSON, JOY	0	0	34,000	0	35,000
PHATAK, SHARAD C	267	23,432	446	9,700	0
PHELPS, ROSEMARY ELAINE	1,000	5,500	0	0	1,500
PHILLIPS, DANIEL V	1,929,602	14,574	46,818	151,546	88,782
PHILLIPS, LAYLI DUMBLETON	2,000	0	0	0	0

PRIMARY INVESTIGATOR	FY 02 AMOUNT	FY 03 AMOUNT	FY 04 AMOUNT	FY 05 AMOUNT	FY 06 AMOUNT
PHILLIPS, ROBERT DIXON	172,131	117,273	145,239	140,222	130,858
PHILLIPS, ROBERT S	191,136	193,136	191,136	173,968	112,919
PICKERING, JOHN	0	3,256	0	0	0
PIERCE, JAMES MICHAEL	796,827	1,042,878	3,265,998	623,870	1,770,908
PITTMAN, ROY	24,000	22,000	0	14,000	0
POCKNEE, STUART	0	0	3,000	0	15,000
PONSOLDT, JAMES F	0	75,033	0	0	0
POON, LEONARD W	1,500,323	3,120	1,650,145	1,779,033	1,990,468
POPIK, VLADIMIR	0	0	0	0	362,156
PORTER, DAVID	73,589	95,759	101,175	21,376	0
PORTER, JAMES W	20,000	130,000	59,000	107,000	78,000
PORTERFIELD, RICHARD L	0	0	0	0	393,267
POTTER, WALTER D	15,000	0	37,000	15,000	0
POTTER, WILLIAM GRAY	162,468	1,483	124,292	402,332	331,094
POULSEN, ANNETTE B	93,361	96,133	106,438	92,420	82,942
POWELL, GWYNN M	0	48,000	0	0	0
POWER, ALAN J	0	0	51,415	54,834	118,982
PRASSE, KEITH WILLIAM	2,120,255	110,062	100,699	0	0
PRATT, LEE H	1,287,730	1,197,445	1,388,790	237,306	8,708
PRESTEGARD, JAMES	5,919,698	1,532,212	3,020,095	2,418,726	2,355,830
PRESTWOOD, ANNIE K	4,363	0	0	0	0
PRICE, JAMES C	-4,300	0	0	0	0
PRINGLE, CATHERINE M	153,696	274,931	42,591	153,949	182,768
PRINGLE, TIMOTHY D	75,691	98,600	75,762	15,440	72,601
PRITCHARD JR, FRANKLIN LAMAR	32,563	0	0	0	0
PRITHAM, ELLEN	0	10,000	0	0	0
PROFFER, TEDDY	45,162	18,115	0	0	0
PROMISLOW, DANIEL E L	5,000	392,826	10,000	230,251	233,384
PROSTKO, ERIC P	19,500	4,500	13,750	31,500	23,000
PRUSSIA, STANLEY E	59,500	55,500	0	0	-2,012
PRZYBYLA, ALAN E	50,000	0	0	0	0
PUCKETT, ELIZABETH ANN	6,500	8,200	9,000	-597	1,500
PUETT, J DAVID	570,854	327,152	1,065,179	857,536	390,194
PULLIAM, H RONALD	3,233	389,601	0	0	0
PURVIS, ALBERT C	267	232	0	0	0
QUINN, FREDERICK DAVID	0	48,148	42,350	5,000	47,696
QUIRK, CONSTANCE A	40,471	194,565	549,966	0	174,990
RADCLIFFE, DAVID E	29,281	0	671,560	0	0
RADLINSKY, MARYANN G	0	0	11,950	0	0
RAILSBACK, LOREN BRUCE	4,344	0	0	0	0
RAINEY, HAL GRIFFIN	0	0	15,000	0	0
RAINS, GLEN C	275,000	90,000	3,500	216,767	146,668
RAMPACEK, GEORGE B	12,000	5,000	4,200	0	0
RAMSAY, STEPHEN	0	0	0	15,300	11,806
RANDLE, WILLIAM M	57,000	30,500	84,000	50,500	110,000
RASHEED, KHALED M	64,633	45,754	46,964	0	0
RASMUSSEN, TODD CHRISTIAN	0	0	0	29,851	0
RAWLINGS, CLARENCE A	0	0	0	0	23,017
RAWLS, RAYTHEON M	0	0	0	0	725,000
RAWSON JR, MAC V	1,340,056	1,582,627	1,468,808	1,564,233	1,375,001
RAYMER, PAUL L	30,943	75,968	73,356	123,309	141,583
RAZOR, JACK E	32,500	35,000	66,883	77,478	67,509
REAVES, RICHARD D	0	881,495	0	1,045,924	580,673

PRIMARY INVESTIGATOR	FY 02 AMOUNT	FY 03 AMOUNT	FY 04 AMOUNT	FY 05 AMOUNT	FY 06 AMOUNT
RECESSO, ARTHUR M	0	0	1,068,559	0	1,480,023
REDDISH, WARREN ALAN	77,957	3,582	0	0	0
REDDY, SARITA	4,600	0	0	0	0
REEVES, DAVID E	379,321	386,824	387,964	392,005	387,944
REEVES, THOMAS C	0	0	83,616	86,483	55,976
REICHERT, WILLIAM T	0	0	0	32,003	0
REINHART, ROLAND MAX	0	0	0	0	0
REITZ, ELIZABETH J	17,539	14,501	7,026	31,996	0
REKAYA, ROMDHANE	0	0	7,000	82,000	149,558
RENZULLI, LINDA A	0	20,000	0	0	0
RESURRECCION, ANNA V A	18,000	36,000	9,000	0	0
REYNOLDS JR, AARON E	10,000	0	52,350	8,928	0
RHOADES, ROBERT E	34,837	14,964	26,288	105,901	107,850
RICHMOND, FARLEY P	0	0	46,000	54,000	95,984
RIEGER, MARK W	0	10,000	3,800	14,500	9,850
RILEY, DAVID	0	53,962	0	0	0
RILEY, DAVID G	96,274	37,000	83,500	63,436	67,362
RISLER, EDWIN	31,827	0	0	0	0
RISSE, LAWRENCE MARK	358,496	390,379	556,015	542,563	94,500
RITCHIE, BRANSON W	34,546	30,556	44,911	233,454	172,851
RITZ, CASEY W	18,244	58,000	0	0	20,000
RIVES, JOHN EDGAR	452,543	354,840	676,815	0	0
ROBACKER, CAROL D	40,400	42,400	36,000	40,000	40,000
ROBERTS, DAVID D	41,197	40,089	47,251	41,715	54,228
ROBERTS, PHILLIP M	0	11,000	3,000	6,000	53,276
ROBERTS, ROYCE E	0	0	0	0	0
ROBERTS, WILLIAM A	115,586	148,974	163,444	191,220	138,903
ROBERTSON, THOMAS PHILLIP	0	0	359,000	184,000	184,000
ROBINSON, DAWN T	0	0	0	0	6,000
ROBINSON, GREGORY H	0	1,580,000	500,000	500,000	0
ROBINSON, MARGARET M	75,000	75,000	150,000	135,000	0
ROBINSON, ROBERT W	5,734	4,910	0	0	0
RODGERS, THOMAS F	30,000	0	15,000	0	5,000
ROHANI, PEJMAN	0	0	516,833	297,200	50,000
ROJEK, DEAN G	10,428	10,362	21,060	21,060	0
ROMAN, PAUL M	2,174,447	2,369,561	2,497,786	1,403,539	1,787,278
ROMANEK, CHRISTOPHER S	21,560	11,720	30,000	0	94,776
RONCOLI, M CARLA	0	0	0	157,987	0
ROSEMOND, AMY DAUM	27,904	0	256,924	224,900	100,000
ROSENBAUM, GEROLD A	10,975	12,475	10,000	22,292	575
ROSENBERG, ALEXANDER	4,859	0	0	0	0
ROSSI, JOHNNY E	0	0	3,650	0	2,440
ROTHERMEL, BETSIE B	0	0	0	0	2,000
ROTHSTEIN, MITCHELL J	90,172	0	0	0	0
RUBERSON, JOHN R	73,100	109,700	99,200	90,300	91,594
RUBIN, DONALD L	228,060	35,313	262,334	33,708	48,907
RUGG, MARY E	189,002	141,752	0	0	0
RUMELY, ROBERT S	34,201	0	126,000	63,000	50,504
RUPURED, A MICHAEL	41,500	561,672	53,880	904,500	-222,243
RUSSELL, JOHN THOMAS	638,226	569,410	450,422	271,765	546,837
RUSSELL, SCOTT M	51,603	7,200	41,170	10,615	19,350
RUTER, JOHN M	13,000	7,000	49,000	36,000	36,000
RYLES JR, ROGER C	128,554	31	0	0	175,000

PRIMARY INVESTIGATOR	FY 02 AMOUNT	FY 03 AMOUNT	FY 04 AMOUNT	FY 05 AMOUNT	FY 06 AMOUNT
RYMES, BETSY R	0	179,581	224,156	145,871	351,413
SABIN, MIRIAM	0	30,000	0	0	0
SALIKI, JEREMIAH T	0	0	0	0	31,250
SALTZ, DAVID ZUCKER	369,137	375,984	154,879	0	0
SANCHEZ, SUSAN	0	0	147,200	0	0
SANDERSON, SHERRY	103,111	0	24,151	27,949	52,140
SANDMANN, LORILEE R	0	0	0	0	0
SANFORD, JEFFREY R	125,000	125,689	-1,191	0	0
SARMIENTO, FAUSTO O	19,500	8,265	6,400	14,168	8,348
SATTERWHITE, DWIGHT	66,017	128,600	-38,476	0	61,392
SAX, DOV	0	0	0	0	115,000
SCANLON, MICHAEL J	112,000	330,000	2,100,734	0	2,249,116
SCHAEFER III, HENRY F	306,578	351,683	418,372	475,809	405,576
SHELL, MARK A	0	0	186,623	124,415	0
SCHEMPP, PAUL G	0	3,496	71,646	83,930	11,100
SCHERM, HARALD W	122,974	17,200	114,645	1,154,722	22,500
SCHERZER, JAKOB	0	0	0	0	52,000
SCHIMLECK, LAURENCE ROBERT	0	500	1,000	2,700	65,000
SCHLEYER, PAUL VONRAGUE	0	0	0	80,000	0
SCHMIDT JR, WALTER K	0	35,000	60,000	327,304	173,600
SCHMIDT, EDITH S	2,652	3,479	1,250	12,569	3,758
SCHMIDT, JOHN P	0	0	0	0	141,850
SCHRAMSKI, HOLLEY W	0	0	0	553,728	639,887
SCHREINER, PETER R	90,118	23,827	0	0	0
SCHROEDER, PAUL A	27,000	0	5,400	20,149	0
SCHUTTLER, HEINZ-BERND	162,173	168,505	0	0	200
SCHWANENFLUGEL, PAULA J	0	0	206,883	587,574	260,909
SCHWEITZER, SARA HANNAH	32,425	67,225	58,925	71,914	66,822
SCOTT, JOHN L	21,750	22,278	0	0	0
SCOTT, KENNETH	0	0	218,303	5,628	0
SCOTT, KENNETH ALON	0	0	0	101,100	-47,302
SCOTT, ROBERT A	327,548	282,664	337,548	272,350	334,780
SEAMAN, JOHN C	60,131	40,910	31,145	57,015	8,000
SEEBOLD JR, KENNETH W	48,100	47,250	84,875	26,000	0
SEGARS, WILLIAM I	100,000	0	0	0	0
SELIGMAN, JASON SCOTT	0	0	0	5,000	183,320
SELLERS, HOLLY S	0	0	0	11,730	10,556
SELLERS, JACKIE	355,000	82,800	74,381	232,545	146,104
SEYMOUR, ROSE MARY	0	0	8,300	19,807	0
SHAMP, SCOTT A	0	0	85,000	190,000	40,000
SHARITZ, REBECCA R	60,750	0	85,505	0	124,491
SHARMA, RAGHUBIR PRASAD	162,219	0	0	0	0
SHAW, JUDITH D	0	0	0	0	40,500
SHELLMAN, STEPHEN M	0	0	0	95,036	14,500
SHELNUTT, JOHN A	0	0	0	165,000	0
SHELTON JR, JAMES LEON	0	0	0	2,000	0
SHELTON, GLADYS G	5,000	0	0	0	0
SHELTON, ROBIN L	0	0	373,656	0	124,106
SHEN, PING	240,730	240,730	0	257,600	521,288
SHEPHERD, JAMES MARSHALL	0	0	0	0	55,518
SHEPHERD, JOHN GREENE	0	0	0	40,300	12,612
SHEPPARD, DAVID C	85,692	21,400	18,282	0	0
SHERMAN, BARRY L	633	0	0	0	0

PRIMARY INVESTIGATOR	FY 02 AMOUNT	FY 03 AMOUNT	FY 04 AMOUNT	FY 05 AMOUNT	FY 06 AMOUNT
SHERWOOD, JOHN L	235,347	8,426	4,087	179,538	0
SHETH, AMIT P	19,050	108,478	265,000	548,216	494,500
SHETTERLEY, KAREN R	2,613,089	2,208,844	891,257	561,652	298,793
SHILLING, DONN G	2,000	0	227,456	98,484	340,839
SHIMKETS JR, LAWRENCE J	12,000	3,500	136,500	135,000	135,000
SHIPLEY, DAVID E	0	20,000	0	0	0
SHIPMAN, KIMBERLY L	72,400	72,400	0	0	0
SHIVER, BARRY D	146,625	158,300	357,525	28,500	316,325
SHOREIBAH, MOHAMED G	0	0	1,007	576	1
SHULSTAD, ROBERT N	3,386,637	2,968,745	2,018,071	3,900,944	4,519,906
SHUMAKER, GEORGE A	0	60,700	10,000	60,000	0
SHUMAN, LARRY M	95,902	4,036	2,031	0	0
SHURLEY JR, WILLIAM D	23,750	9,400	2,900	6,000	12,850
SIEGESMUND, RICHARD E	0	7,000	0	0	0
SIMONS, RONALD L	0	799,206	617,461	1,172,844	1,004,744
SIMPSON JR, EDWARD G	0	0	0	74,400	0
SINGH, RAKESH K	35,000	24,275	57,155	158,574	4,350
SINHA, ANUJ K	0	0	0	53,000	70,437
SIRY, JACEK PIOTR	0	0	64,950	0	74,990
SLAUGHTER, SHEILA	0	0	0	0	62,325
SMAGORINSKY, PETER	0	9,400	0	0	0
SMALLEY, TIMOTHY J	2,000	1,000	0	0	5,000
SMIT, CHRISTIAN J	0	10,000	0	10,000	10,000
SMITH JR, ALBERT E	242,736	189,612	57,619	0	0
SMITH, ANITA PAYNE	259,508	404,501	0	531,765	3,485
SMITH, ARCH D	0	285,100	190,500	205,503	577,450
SMITH, CLIFTON LEE	38,970	0	34,500	20,800	22,000
SMITH, E DANIEL	0	96,870	153,744	147,737	103,552
SMITH, GEOFFREY DOUGLAS	0	65,000	234,828	101,300	234,756
SMITH, JAMES C	0	0	0	80,968	869
SMITH, JERRY A	0	22,383	-5	0	0
SMITH, MARY ALICE	625,677	-94,354	126,500	87,545	213,222
SMITH, MATTHEW C	150,000	54,105	105,805	5,634	0
SMITH, MICHAEL H	197,518	37,581	0	0	0
SMITH, NATHANIEL B	15,000	4,000	6,000	13,000	44,000
SMITH, SHAVANNOR MICHELLE	0	0	0	0	109,960
SNYDER, HAROLD E	691,712	856,902	700,940	698,119	646,926
SOLOSKI, JOHN R	1,627,200	813,007	1,157,023	144,749	1,731,478
SORNBORGER, ANDREW T	0	0	0	90,000	220,800
SPARKS JR, ALTON N	0	17,500	14,000	22,500	34,500
SPARKS, BEVERLY	476,448	262,629	507,063	166,963	172,342
SPARKS, DARRELL	1,900	2,500	4,500	4,500	0
SPEARS, V GAYLE	0	0	0	52,500	48,750
SPENCE, SARAH	0	3,203	97,553	0	0
SPINDLER, KATHERINE R	239,501	0	0	0	0
SPRINGSTON, JEFFREY K	0	35,076	0	85,185	28,352
SPRUILL, WILLIAM J	500	500	0	0	0
SPURGEON, EDWARD D	269,780	471,020	417,400	180,545	236,607
SRIVASTAVA, ANUPAM	0	0	0	356,032	100,000
STABB, ERIC V	67,000	100,310	182,000	193,820	224,990
STAFFORD, GEORGE E	267,057	262,277	769,000	0	0
STAHL, STEVEN	1,147,180	1,080,856	0	0	0
STAKES, MARY E	9,975	8,685	7,600	11,750	29,945

PRIMARY INVESTIGATOR	FY 02 AMOUNT	FY 03 AMOUNT	FY 04 AMOUNT	FY 05 AMOUNT	FY 06 AMOUNT
STALLKNECHT, DAVID E	485,555	487,621	388,288	193,576	377,665
STAMMER, CHARLES H	15,019	21,000	17,949	20,000	17,037
STANCIL, PHILLIP C	130,000	207,840	70,000	273,000	225,535
STANIC, GEORGE M A	0	0	0	0	0
STAUB, AUGUST WILLIAM	0	1,500	0	0	0
STAUFF, WILLIAM J	0	0	0	0	11,350
STEGELIN, FORREST E	52,852	0	1,300	0	2,150
STEPANAUSKAS, RAMUNAS	0	0	0	534,311	0
STEPHENS, JAMES	0	0	0	75,000	1,476
STEPHENS, JAMES E	2,654,435	2,393,470	2,795,925	3,529,566	3,655,756
STEPHENS, LESTER D	26,982	37,442	26,276	-98	13,475
STEPHENSON, MICHAEL G	15,500	17,500	13,000	11,522	10,488
STEUER, RALPH E	59,994	59,910	54,647	50,758	51,857
STEVENSON, KATHERINE L	32,500	0	5,000	13,000	17,000
STEWART, DEBORAH J	0	0	63,112	0	0
STICE, STEVEN L	567,264	552,456	1,010,534	711,905	359,072
STICKNEY, JOHN L	137,578	259,018	176,826	134,326	6,000
STIVERS, TORI L	0	15,000	0	0	0
STOKES, GARNETT S	5,865	4,148	2,000	0	3,501
STONEMAN, ZOLINDA	701,420	598,687	1,601,124	1,308,055	2,246,096
STOOKSBURY, DAVID E	0	0	0	189,906	54,602
STRAND, MICHAEL R	879,586	236,317	460,250	1,721,996	539,425
STRIEPEN, BORIS	316,400	253,400	591,192	364,852	613,192
STRINGHAM, JAMES M	0	0	0	0	82,516
STROBEL, GEORGE L	1,200	0	0	0	0
STROJAN, CARL L	0	0	0	4,454	4,543
STUFKEN, JOHN	0	0	3,000	7,152	1,207
SU, DONG-MING	0	0	0	184,000	-167,060
SUMMERS, ANNE O	53,190	343,953	311,360	299,209	387,429
SUMNER, MALCOLM E	10,000	0	0	0	0
SUMNER, PAUL E	500	2,050	12,150	37,000	0
SUN, MING-YI	337,000	35,154	40,320	39,976	448,700
SUTTER, PAUL SHRIVER	0	0	34,920	22,612	0
SWAGLER, ROGER M	0	6,000	0	0	0
SWAN, WILLIAM W	92,298	95,639	0	47,458	49,603
SWANSON, SAMUEL E	8,676	10,825	0	0	0
SWEANEY, ANNE L	0	0	48,548	200	62,662
SWEENEY, JAMES MICHAEL	0	0	86,564	90,086	68,077
SZTAJN, PAOLA	0	0	0	0	177,101
TACKETT, RANDALL L	0	10,188	0	0	0
TAHA, THIAB R	0	15,000	15,000	0	0
TALARICO, SUSETTE M	0	0	1,200	-1,000	1,410
TANKERSLEY, C WAYNE	343,688	40,519	190,600	0	0
TANNER, CHARLES KENNETH	76,718	0	0	0	0
TARLETON, RICK L	1,442,203	1,000,584	705,530	2,445,702	2,061,085
TARRANT, MICHAEL A	150,000	67,200	27,744	0	0
TAYLOR, BARBARA E	0	5,000	10,000	0	153,946
TAYLOR, ETHAN WILL	284,740	310,080	304,080	0	0
TAYLOR, KATHRYN C	28,857	36,787	23,837	33,937	12,512
TAYLOR, ROBERT L	2,307	8,385	0	0	0
TERASA, FRED N	975	0	0	0	0
TERNS, MICHAEL P	305,182	347,295	1,252,787	-118,200	872,431
TERNS, REBECCA	0	0	0	60,000	60,000

PRIMARY INVESTIGATOR	FY 02 AMOUNT	FY 03 AMOUNT	FY 04 AMOUNT	FY 05 AMOUNT	FY 06 AMOUNT
TERRY JR, ALVIN V	143,552	305,838	718,804	639,000	-31,009
TESKEY, ROBERT	40,000	0	0	0	0
TESKEY, ROBERT ONEAL	0	11,091	156,558	125,000	0
TESSER, ABRAHAM	39,129	68,527	0	0	0
THAI, CHI N	93,000	20,000	120,000	136,018	0
THOMAS, DANIEL L	242,400	228,593	0	0	0
THOMAS, KECIA M	4,000	2,500	0	0	4,000
THOMAS, PAUL A	18,500	1,880	0	2,500	0
THOMAS, SCOTT L	0	0	0	321,500	0
THOMPSON, SIDNEY A	3,207	6,314	3,314	64,408	65,581
THREADGILL, ERNEST DALE	278,566	366,400	246,409	67,949	25,298
THYER, BRUCE A	98,827	0	0	0	0
TIEMEYER, MICHAEL	0	0	0	277,836	276,340
TILBURG, CHARLES EDWARD	0	0	29,316	90,148	39,001
TIMPER, PATRICIA	3,000	4,174	0	2,000	0
TINSLEY, KAREN LEE	0	0	0	75,000	30,645
TIPPINS, DEBORAH J	25,467	0	113,764	0	0
TOBIN, COURTNEY R	0	0	0	101,464	0
TODD, CHRISTINE M	1,968,447	243,747	102,769	175,411	0
TODD, JAMES W	275,028	65,365	113,405	82,400	83,000
TOLBERT, PAULA C	0	0	0	1,305,150	389,739
TOLEDO, ROMEO T	51,000	165,468	53,750	20,000	57,679
TOLLNER, ERNEST WILLIAM	0	0	32,000	163,793	11,000
TOMA, J DOUGLAS	0	0	32,510	68,622	261,741
TOMPKINS, STEPHEN M	0	0	0	0	75,000
TOMPOROWSKI, PHILLIP D	0	0	0	100,510	91,066
TORRES-VELEZ, FERNANDO	0	0	0	94,897	108,220
TORRES, MANUEL JOHN	0	0	0	0	10,000
TRAVIS, JAMES	398,293	928,804	285,150	839,995	245,258
TRIESCHMANN, JAMES S	63,544	79,506	38,029	25,643	46,116
TRIPP JR, D RAY	0	0	1,000,000	0	0
TRIPP, RALPH A	0	0	0	319,488	16,065
TSANG, VICTOR	0	0	28,884	0	0
TUCKER, BRAM TANGE	0	0	0	0	9,375
TYSON, ANTHONY WILLIE	242,575	500,016	485,389	169,551	0
TYSON, BOBBY L	312,704	173,242	44,500	0	0
ULLRICH, SUSANNE	0	0	0	5,000	35,000
URBAUER, JEFFREY L	0	0	355,257	29,057	304,846
USERY, E LYNN	0	0	66,725	0	0
UTLEY, PHILIP R	4,477	7,478	0	0	0
VALENTE, JANET S	50,000	0	0	0	0
VALENTINE, THOMAS	0	0	0	151,237	322,831
VAN IERSEL, MARC W	3,930	4,200	8,014	2,100	2,750
VAN KLEECK, ANNE	27,828	65,540	0	0	0
VAN WICKLEN, GARRETT L.	19,780	0	0	0	0
VANDENPLAS, MICHEL LOUIS	0	76,000	0	0	22,745
VANDER STRAETEN, SARA SHAW	0	0	0	0	41,766
VANWICKLEN, GARRETT L	94,499	0	0	0	0
VARELA, ANDREA SOARES	0	0	101,098	103,482	105,939
VEDENOV, DMITRY V	0	35,164	0	0	0
VELLIDIS, GEORGE	255,840	228,000	370,750	856,972	1,362,404
VENCILL, WILLIAM K	40,300	56,800	9,666	26,500	63,000
VENDETTI JR, RICHARD ANTHONY	120,000	60,000	3,361,093	0	0

PRIMARY INVESTIGATOR	FY 02 AMOUNT	FY 03 AMOUNT	FY 04 AMOUNT	FY 05 AMOUNT	FY 06 AMOUNT
VENDRELL, PAUL F	250,000	83,038	0	0	0
VERBRUGGE, JAMES A	86,559	82,519	2,516	1,785	0
VERMA, BRAHM P	65,863	100,714	0	0	8,885
VIDYASHANKAR, ANAND N	0	146,719	75,000	0	0
VILLEGAS, PEDRO N	69,154	10,838	4,797	37,944	6,023
WADE, GARY L	1,500	1,228	0	0	1,500
WAGNER, JOHN J	0	0	147,200	147,200	143,741
WALCOTT, RONALD R	166,750	7,900	7,100	357,908	133,500
WALKER, JERRY T	94	434	0	0	0
WALKER, RANDAL L	236,330	352,212	414,186	87,655	113,611
WALLACE, BROOKE JOHNSON	0	0	292,000	0	0
WALLACE, JAMES B	40,000	588,862	244,740	238,398	0
WALLINGA, CHARLOTTE R	55,765	69,926	190,778	98,068	97,595
WALSER, MARY LUE	19,500	24,500	27,000	24,700	29,900
WALTERS, TRACY R	273	15,108	0	16	0
WALTZ JR, FREDDIE CLINTON	5,000	55,200	19,500	68,695	78,032
WANG, BI-CHENG	9,816,262	8,356,759	8,178,759	7,625,048	5,935,509
WARD, CYNTHIA R	0	0	0	0	78,502
WARES, JOHN P	0	0	0	0	8,280
WARREN, ROBERT JOE	30,497	40,000	200,681	98,494	0
WARRENFELTZ, SUSANNE	0	0	0	0	49,500
WATKINS, KAREN E	0	0	0	25,000	7,136
WEAVER, JACE	0	0	0	0	8,000
WEBER, JOHN ALAN	598	889	192	36	0
WEBSTER, A BRUCE	0	0	14,835	0	24,970
WEBSTER, THEODORE M	0	5,000	0	0	0
WELCH, ROY ALLEN	543,528	540,131	478,345	133	0
WELLS, MARVIN LEONARD	0	0	0	4,000	0
WELLS, PHYLLIS C	3,859	5,136	4,095	819	28,563
WELLS, ROBERT LANCE	0	0	50,000	50,000	205,509
WELTER, DAVIN K	7,831	79,316	80,721	10,188	0
WENGER, JEFFREY B	0	0	15,000	0	0
WESSLER, SUSAN R	752,657	992,030	987,216	1,012,212	0
WEST, JOE WILLIAMSON	45,533	88,000	350	8,000	57,200
WEST, LARRY T	33,660	79,853	104,205	69,310	70,637
WEST, LYNDON MICHAEL	0	0	0	0	205,000
WESTERFIELD, ROBERT R	0	329	0	0	0
WESTPHELING, JANET	141,239	111,500	0	20,000	0
WETZSTEIN, HAZEL Y	0	21,750	30,892	14,850	63,650
WHITE, FREDDIE C	127	201	0	0	7,000
WHITE, REBECCA H	0	0	0	0	0
WHITE, ROGER LEE	0	0	178,963	0	0
WHITFORD, ANDREW BRUCE	0	0	0	10,885	0
WHITMAN, WILLIAM B	423,190	97,000	393,153	0	752,181
WHITNEY, JAMES A	4,974	4,814	0	0	0
WHORTON JR, JOSEPH WILLIAM	659,770	440,643	301,060	0	0
WIARDA, HOWARD J	0	0	0	0	2,000
WICKER, LOUISE	14,080	17,950	11,375	190,000	800
WICKLEIN, ROBERT C	0	125,946	38,188	155,371	195,863
WIEGEL, JUERGEN KW	287,759	237,513	274,843	295,089	209,345
WIGGINS, JOHN R	460,081	295,972	303,635	0	0
WILL JR, RODNEY EDWARD	6,500	0	0	3,500	-11,894
WILLIAMS-WOODWARD, JEAN	0	45,313	44,500	72,000	190,426

PRIMARY INVESTIGATOR	FY 02 AMOUNT	FY 03 AMOUNT	FY 04 AMOUNT	FY 05 AMOUNT	FY 06 AMOUNT
WILLIAMS, ANNE	22,500	32,995	34,230	30,363	30,947
WILLIAMS, DAVID SALTER	0	0	0	0	2,160
WILLIAMS, JOHN MARK	30,000	60,000	70,005	69,500	61,900
WILLIAMS, JONATHAN H	2,150,000	2,434,401	2,500,000	2,500,000	2,550,000
WILLIAMS, MARK A	0	89,200	0	0	0
WILLIAMS, PHILLIP L	37,418	23,712	32,351	314,038	47,049
WILLIAMS, ROBERT L	0	220,000	129,441	0	0
WILLIAMS, SCOTT E	8,718	20,312	0	0	0
WILLIAMS, SCOTT T	0	10,000	10,000	26,347	913
WILLIAMSON, DAVID A	450	450	0	0	0
WILLIAMSON, GAIL M	262,881	558,202	533,068	569,565	567,103
WILLINGHAM, LARRY	10,126	13,706	13,907	0	0
WILLINGHAM, LARRY G	92,655	53,834	0	0	0
WILLIS, JOHN S	6	0	0	0	0
WILLIS, JUDITH H	20,436	0	289,680	294,400	287,482
WILNER, GABRIEL M	4,000	-4,000	0	0	0
WILSON JR, DAVID MERL	161,799	166,849	100,750	46,970	0
WILSON, GRACE HEATHER	0	0	7,041	135,109	0
WILSON, JAMES W	760,299	357,930	0	0	0
WILSON, JEANNA L	48,747	179,961	15,344	30,000	0
WILSON, JEFFREY P	29,760	0	0	0	0
WILSON, MARK G	0	0	13,500	13,091	23,420
WILSON, PATRICIA A	0	1,669,799	2,361,720	2,183,126	2,316,469
WIMBERLY, MICHAEL C	61,278	43,272	0	124,690	-61,241
WINDAL, FLOYD W	0	0	0	0	42,942
WINN, RICHARD N	194,095	555,622	181,300	58,905	139,650
WISENBAKER, JOSEPH M	0	0	0	0	0
WOODRUFF, JOHN	5,153	0	0	0	0
WOODS, ROBERT J	246,466	769,964	268,948	220,800	215,611
WOOLEY, RICHARD E	13,800	0	0	0	0
WORKMAN, SARAH WEEMS	0	0	0	53,115	0
WORLEY, JOHN W	124,800	111,323	71,500	70,000	70,000
WRIGHT, DAVID H	9,968	0	0	0	0
WRIGHT, ELIZABETH R	0	0	0	0	11,163
WRIGHT, JAMES EARL	84,746	87,558	54,453	0	0
WYATT, ROGER D	45,100	22,500	0	0	0
WYLD, SANDRA J	0	219,590	0	0	0
XU, YING	0	0	1,487,836	648,463	346,715
YABSLEY, MICHAEL JOHN	0	0	0	47,146	221,250
YAGER, PATRICIA L	0	141,856	106,704	100,374	0
YANG, CHARLES Q	75,000	85,000	87,290	67,130	25,000
YE, ZHENG-HUA	0	210,000	220,000	0	110,000
YEANY JR, RUSSELL H	61,062	62,962	0	0	0
YEGIDIS, BONNIE L	10,155	0	0	0	0
YEN, WILLIAM M	391,129	4,620	5,000	115,000	54,203
YORK, WILLIAM S	0	0	188,250	0	0
YOUNGQUIST, JAMES LYSLE	0	14,894	-1,697	0	42,000
ZABORSKY, VICTOR L	0	0	0	36,000	28,800
ZAVALA, GUILLERMO	0	0	46,402	0	0
ZHANG, CHUANLUN	0	376,824	0	297,086	322,327
ZHANG, GUIGEN	0	49,500	25,000	0	0
ZHAO, SHAYING	0	0	0	0	130,000
ZHAO, YIPING	0	25,000	1,051,000	106,000	370,917

PRIMARY INVESTIGATOR	FY 02 AMOUNT	FY 03 AMOUNT	FY 04 AMOUNT	FY 05 AMOUNT	FY 06 AMOUNT
ZIMDARS, RICHARD L	0	0	0	6,890	6,438
ZINKHAN, GEORGE M	304,546	386,874	385,978	147,508	266,653
ZOMLEFER, WENDY B	0	0	0	320,299	60,614
TOTAL	204,507,996	230,705,674	227,838,844	222,400,760	210,487,262

AWARDS BY FEDERAL FLOW-THROUGH SPONSORS

JULY 1, 2005 - JUNE 30, 2006

Federal Flow-Through Sponsor/College/Investigator	Department	Funded Amount	Title
<i>CENTERS FOR DISEASE CONTROL</i>			
<u>COLL OF AGRIC & ENV SCI - AES</u>			
DOYLE, MICHAEL PATRICK	CENTER FOR FOOD SAFETY-GEORGIA	120,000	RESEARCH SUPPORT ON FOOD SAFETY ISSUES
<u>COLLEGE OF VETERINARY MEDICINE</u>			
QUINN, FREDERICK DAVID	INFECTIOUS DISEASES	47,696	SEBECT: ALPHA-CHRYSTALLIN AS A MARKER OF MYCOBACTERIUM TUBERCULOSIS LATENCY
STALLKNECHT, DAVID E	INFECTIOUS DISEASES	81,197	VECTOR-BORNE DISEASE SUREVEILLANCE - WILD BIRD, MOSQUITO AND TICK LABORATORY SUPPORT
STALLKNECHT, DAVID E	WILDLIFE DISEASE STUDY	199,768	VECTOR-BORNE DISEASE SURVEILLANCE- WILD BIRD MOSQUITO AND TICK DIAGNOSTIC SUPPORT
<u>VP FOR PUBSV & OUTREACH UNITS</u>			
MCRAE, ERIC ANDREW	OFC OF INFO TECH OUTREACH SERV	45,000	CONTINUED ENHANCEMENT OF WEB-ENHANCED HEALTH DATA GIS
<u>VP FOR RESEARCH UNITS</u>			
FREIMUTH, VICKI S	BIOMED & HEALTH SCI INSTITUTE	163,699	RISK COMMUNICATION PROJECT
		657,360	
<i>NATIONAL AERONAUTICS AND SPACE ADMINISTRATION</i>			
<u>COLLEGE OF EDUCATION</u>			
HICKEY, DANIEL T	EDUCATION - DEAN'S OFFICE	-576	DESIGN-BASED IMPLEMENTATION AND EVALUATION OF NASA COTF SCIENCE PRODUCTS
<u>COOPERATIVE EXTENSION SERVICE</u>			
ARKIN, GERALD F	ASSISTANT DEAN/GRIFFIN CAMPUS	42,820	UGA SPACE GRANT PROGRAM
<u>SCHOOL OF FOREST RESOURCES</u>			
MARKIEWITZ, DANIEL	FORESTRY RESEARCH	26,202	SYNTHESIS OF NUTRIENT INTERACTIONS IN SECONDARY VEGETATION IN AMAZONIA (05-LBA/05-2)
		68,446	
<i>NATIONAL ENDOWMENT FOR THE HUMANITIES</i>			
<u>VP FOR PUBSV & OUTREACH UNITS</u>			
STAKES, MARY E	CARL VINSON INSTITUTE OF GOVT	7,945	FRANKLIN ROOSEVELT IN GEORGIA
		7,945	
<i>NATIONAL INSTITUTES OF HEALTH</i>			
<u>COLL OF AGRIC & ENV SCI - AES</u>			
ADANG, MICHAEL J	ENTOMOLOGY RESEARCH COLLEGE	150,579	FUNCTIONAL DOMAINS OF BACILLUS THURINGIENSIS ENDOTOXINS: IDENTIFICATION OF SITES ON MANDUCA SEXTA AMINOPEPTIDASE THAT INTERACT WITH CRYIA TOXINS
BAILE, CLIFTON A	ANIMAL SCIENCE RSCH COLLEGE	45,540	FLAVONOID COMPOUNDS FOR THE PREVENTION OF OSTEOPOROSIS
<u>COLL OF JOURNALISM & MASS COMM</u>			
SPRINGSTON, JEFFREY K	COLL OF JOURNALISM & MASS COMM	28,352	PROMOTING BREAST CANCER SCREENING VIA COMPUTER V. PHONE (NATIONAL INSTITUTE ON NURSING RESEARCH)
<u>COLLEGE OF ARTS & SCIENCES</u>			
AMSTER, I JONATHAN	CHEMISTRY	80,000	SEQUENCING POLYSACCHARIDE COMPONENTS OF PROTEOGLYCANS
BLOUNT, RONALD LYNN	PSYCHOLOGY	25,682	PARENT/HEALTH CARE PROVIDER BEHAVIORS AND CHILD ANXIETY
XU, YING	BIOCHEMISTRY & MOLECULAR BIOL	61,715	HYDROGEN EXCHANGE STUDIES ON A-BETA AMYLOID FIBRILS
<u>COLLEGE OF EDUCATION</u>			
DISHMAN, RODNEY K	KINESIOLOGY	60,851	TESTING THE TRANSTHEORETICAL MODEL OF BEHAVIOR CHANGE
NATHANI, SUNEETI	COMM SCI & SPECIAL ED	93,273	INFANT VOCALIZATIONS AND THE FOUNDATIONS FOR SPEECH

Federal Flow-Through Sponsor/College/Investigator	Department	Funded Amount	Title
SPEARS, V GAYLE	COUNSELING & HUMAN DEVEL	48,750	COMMUNITY ASSESSMENT AND EVALUATION PROJECT
TOMPOROWSKI, PHILLIP D	KINESIOLOGY	84,066	EXERCISE AND OVERWEIGHT CHILDREN'S COGNITION AND ACHIEVEMENT
<u>COLLEGE OF PHARMACY</u>			
BARTLETT, MICHAEL GRIFFITH	PHARMACEUTICAL & BIOMED SCI	18,907	CHOLINESTERASE INHIBITORS, AXONAL TRANSPORT AND MEMORY
CHU, CHUNG K	PHARMACEUTICAL & BIOMED SCI	23,725	CARBOCYCLIC NUCLEOSIDES FOR EMERGING VIRAL DISEASES
CHU, CHUNG K	PHARMACEUTICAL & BIOMED SCI	448,466	CARBOCYCLIC NUCLEOSIDES FOR EMERGING VIRAL DISEASES
CHU, CHUNG K	PHARMACEUTICAL & BIOMED SCI	17,937	CARBOCYCLIC NUCLEOSIDES FOR EMERGING VIRAL DISEASES
CHU, CHUNG K	PHARMACEUTICAL & BIOMED SCI	105,161	CHEMOTHERAPY AND TOXOPLASMA ADENOSINE KINASE
FAGAN, SUSAN C	CLINICAL AND ADMIN PHARMACY	27,521	NEUROPROTECTION IN PARKINSONS DISEASE - DRUG REVIEW
NAIR, VASU	PHARMACEUTICAL & BIOMED SCI	390,089	NUCLEOSIDE THERAPEUTICS FOR POX AND FILO VIRUSES
NAIR, VASU	PHARMACEUTICAL & BIOMED SCI	204,938	NUCLEOSIDE THERAPEUTICS FOR POX AND FILO VIRUSES
<u>COLLEGE OF PUBLIC HEALTH</u>			
DEJOY, DAVID M	HEALTH PROMOTION & BEHAVIOR	297,668	ENVIRONMENTAL APPROACHES FOR OBESITY MANAGEMENT AT DOW
<u>COLLEGE OF VETERINARY MEDICINE</u>			
MCCALL, JOHN W	INFECTIOUS DISEASES	20,000	TRANSFECTION AND PROMOTER ANALYSIS OF BRUGIA MALAYI
<u>SCHOOL OF FOREST RESOURCES</u>			
SCHWEITZER, SARA HANNAH	FORESTRY RESEARCH	19,653	LANDSCAPE ECOLOGY AND MAPPING OF EHRILICHIAL PATHOGENS
SCHWEITZER, SARA HANNAH	FORESTRY RESEARCH	32,169	LANDSCAPE ECOLOGY AND MAPPING OF EHRILICHIAL PATHOGENS
WINN, RICHARD N	SCHOOL OF FOREST RESOURCES	58,905	MICROARRAY ANALYSES OF POLLUTED NATURAL POPULATIONS
WINN, RICHARD N	SCHOOL OF FOREST RESOURCES	60,245	MICROARRAY ANALYSIS OF POLLUTED NATURAL POPULATIONS
<u>VP FOR RESEARCH UNITS</u>			
AZADI, PARASTOO	COMPLEX CARBOHYDRATE CENTER	39,622	IMMUNOLOGIC/PHYSIOLOGIC BARRIERS TO XENOTRANSPLANTATION
BOTHE, ANNE KATHERINE	INSTITUTE FOR BEHAVIORAL RSCH	12,173	STUTTERING THERAPY AND NEUROPHYSIOLOGICAL INTERACTION
CARLSON, RUSSELL W	COMPLEX CARBOHYDRATE CENTER	60,338	MENINGOCOCCAL LIPOOLIGOSACCHARIDE & MUCOSAL PATHOGENESIS
CARLSON, RUSSELL W	COMPLEX CARBOHYDRATE CENTER	48,624	MENINGOCOCCAL LIPOOLIGOSACCHARIDE & MUCOSAL PATHOGENESIS
JOHNSON, J AARON	INSTITUTE FOR BEHAVIORAL RSCH	5,443	THE GEORGIA-TEXAS "IMPROVING BREIF INTERVENTION" PROJECT
KISSINGER, JESSICA	CTR TROP EMERGING GLOB DISEASE	90,516	PLASMODB - THE PLASMODIUM GENOME RESOURCE
PRESTEGARD, JAMES	COMPLEX CARBOHYDRATE CENTER	210,340	STRUCTURAL GENOMICS OF EUKARYOTIC DOMAIN FAMILIES
		<u>2,871,248</u>	

NATIONAL SCIENCE FOUNDATION

COLL OF AGRIC & ENV SCI - AES

KNAPP, STEVEN J	CTR APPLIED GEN TECH - COLLEGE	291,333	COMPARATIVE GEONOMICS OF THE COMPOSITAE
MCHUGH, JOSEPH V	ENTOMOLOGY RESEARCH COLLEGE	16,039	BEEETLES AND THEIR YEAST ASSOCIATES FROM BASIDIOCARP HABITATS
MCHUGH, JOSEPH V	ENTOMOLOGY RESEARCH COLLEGE	5,000	REU: BEETLES AND THEIR YEAST ASSOCIATES FROM BASIDIOCARP HABITATS
STICE, STEVEN L	ANIMAL SCIENCE RSCH COLLEGE	6,875	FEASIBILITY OF GRAFTING HUMAN DERIVED ES CELLS INTO THE CONTUSED SPINAL CORD
STICE, STEVEN L	ANIMAL SCIENCE RSCH COLLEGE	78,169	DIRECTED DIFFERENTIATION TO HUMAN EMBRYONIC STEM CELLS TOWARDS THE ENDOTHELIAL PHENOTYPE

Federal Flow-Through Sponsor/College/Investigator	Department	Funded Amount	Title
<u>COLLEGE OF ARTS & SCIENCES</u>			
CAI, WEI-JUN	SCHOOL OF MARINE PROGRAMS	10,000	MECHANISMS AND RATES OF PRESERVATION OF BIOGENIC REMAINS IN CONTINENTAL SHELF AND SLOPE ENVIRONMENTS
CAI, WEI-JUN	SCHOOL OF MARINE PROGRAMS	10,000	MECHANISMS AND RATES OF PRESERVATION OF BIOGENIC REMAINS IN CONTINENTAL SHELF AND SLOPE ENVIRONMENTS
DAWE, R KELLY	PLANT BIOLOGY	97,682	FUNCTIONAL GENOMICS OF MAIZE CHROMATIN
GOLDSTEIN, SUSAN T	GEOLOGY	60,080	BS&I: SURVEY OF BASAL FORAMINIFERA
JOYE, SAMANTHA B	SCHOOL OF MARINE PROGRAMS	33,573	RATES OF SULFATE REDUCTION AND METHANE OXIDATION AND MICROBIAL DISTRIBUTIONS IN SAMPLES FROM LEG 307: MODERN CARBONATE MOUNDS, PORCUPINE DRILLING
SCANLON, MICHAEL J	PLANT BIOLOGY	60,721	FUNCTIONAL GENOMICS BY SENSE-RNAI: A FORWARD GENETIC APPROACH FOR CELL-TYPE-TARGETED MUTAGENESIS AND FOR POLYPOIDS
<u>COLLEGE OF EDUCATION</u>			
MEWBORN, DENISE S	EDUCATION - DEAN'S OFFICE	99,519	MULTI-LEVEL ASSESSMENT FOR ENHANCING MATHEMATICAL DISCOURSE CURRICULUM AND ACHIEVEMENT IN DIVERSE ELEMENTARY SCHOOL CLASSROOMS
ORRILL, CHANDRA H	EDUCATION - DEAN'S OFFICE	324,867	GPS PROFESSIONAL DEVELOPMENT
PADILLA, MICHAEL J	EDUCATION - DEAN'S OFFICE	1,157,255	PRISM
PALARDY, GREGORY J	ED PSYCHOLOGY & INST TECH	34,988	THE EQUITABLE DISTRIBUTION & RELATIVE IMPORTANCE OF TEACHER CHARACTERISTICS, ATTITUDES AND PRACTICES TO LEARNING IN EARLY ELEMENTARY SCHOOL
WICKLEIN, ROBERT C	WKFORCE LEADERSHIP & SOC FND	195,863	NATIONAL CENTER FOR ENGINEERING AND TECHNOLOGY EDUCATION
<u>COLLEGE OF ENVIRONMENT & DESIGN</u>			
COVICH, ALAN P	INSTITUTE OF ECOLOGY	27,001	LTER - LONG TERM ECOLOGICAL RESEARCH LUQUILLO EXPERIMENTAL FOREST, PUERTO RICO
PRINGLE, CATHERINE M	INSTITUTE OF ECOLOGY	24,948	LTER - LONG TERM ECOLOGICAL RESEARCH LUQUILLO EXPERIMENTAL FOREST, PUERTO RICO
<u>VP FOR INSTRUCTION UNITS</u>			
SLAUGHTER, SHEILA	INSTITUTE OF HIGHER EDUCATION	62,325	ITR: VIRTUAL VALUES AND ACADEMIC WORK: RESEARCH, SERVICE AND TEACHING
<u>VP FOR RESEARCH UNITS</u>			
BERGMANN, CARL W	COMPLEX CARBOHYDRATE CENTER	30,176	SYSTEMS BIOLOGY APPROACH TO TOMATO FRUIT SUSCEPTIBILITY TO A NECROTROPHIC FUNGUS
MOHNEN, DEBRA	COMPLEX CARBOHYDRATE CENTER	51,835	PLANT CELL WALL BIOSYNTHESIS RESEARCH NETWORK
MOHNEN, DEBRA	COMPLEX CARBOHYDRATE CENTER	71,589	PLANT CELL WALL BIOSYNTHESIS RESEARCH NETWORK
PATERSON, ANDREW H	CTR APPLIED GEN TECH - RI	391,467	COMPARATIVE EVOLUTIONARY GENOMICS OF COTTON
		<u>3,141,305</u>	

US AGENCY FOR INTERNATIONAL DEVELOPMENT

COLL OF AGRIC & ENV SCI - AES

DEOM, CARL M	PLANT PATHOLOGY RESEARCH	6,138	INSECT TRANSMITTED VIRUSES
TOLLNER, ERNEST WILLIAM	BIOLOGICAL AG ENG RSCH COLLEGE	11,000	HYDRAULIC, WATER QUALITY AND SOCIAL ASSESSMENT OF THE NZOLA BASIN, KENYA FISHERY

VP FOR RESEARCH UNITS

PATERSON, ANDREW H	CTR APPLIED GEN TECH - RI	82,812	COMPARATIVE ANALYSIS OF FUNCTIONAL AND ANONYMOUS SNP DIVERSITY IN PEARL MILLET AND SORGHUM: PCR- BASED TOOLS FOR ACCELERATED DIRECT...(GENE-BASED)
--------------------	---------------------------	--------	--

99,950

US DEPARTMENT OF INTERIOR

COLLEGE OF ENVIRONMENT & DESIGN

FREEMAN, BYRON J	INSTITUTE OF ECOLOGY-RESEARCH	98,398	DEVELOPMENT OF A HABITAT CONSERVATION PLAN FOR IMPERILED AQUATIC SPECIES OF THE ETOWAH RIVER BASIN (YEAR FIVE)
------------------	-------------------------------	--------	--

Federal Flow-Through Sponsor/College/Investigator	Department	Funded Amount	Title
<u>SCHOOL OF FOREST RESOURCES</u>			
COOPER, ROBERT J	FORESTRY RESEARCH	12,854	MONITORING AND CONSERVATION OF MARSHBIRDS
COOPER, ROBERT J	FORESTRY RESEARCH	12,362	MONITORING AND CONSERVATION OF MARSHBIRDS
MEYERS, J MICHAEL	SCHOOL OF FOREST RESOURCES	32,782	MIGRATION, RANGE AND IMPORTANT USE AREA OF FLORIDA SUB-ADULT BALD EAGLES
NIBBELINK, NATHAN PAUL	FORESTRY RESEARCH	2,500	SPECIES DISTRIBUTION MODELING FOR NORTHWEST RE-GAP MODELING PREPARATION
<u>VP FOR RESEARCH UNITS</u>			
GIBBONS, J WHITFIELD	SAVANNAH RIVER ECOLOGY LAB	9,800	ECOLOGY OF THE GOPHER TORTOISE (GOPHER POLYPHEMUS) IN SOUTH CAROLINA
GIBBONS, J WHITFIELD	SAVANNAH RIVER ECOLOGY LAB	32,000	FEASIBILITY OF TRANSLOCATION AS A MANAGEMENT TOOL FOR DIAMONDBACK RATTLESNAKES
		<u>200,696</u>	
<u>US DEPARTMENT OF TRANSPORTATION</u>			
<u>COLL OF AGRIC & ENV SCI - GEN</u>			
BOWER, DONALD W	EXTENSION FAMILY & CONSUMER SC	963,000	GEORGIA TRAFFIC INJURY PREVENTION INSTITUTE
		<u>963,000</u>	
<u>US DEPARTMENT OF AGRICULTURE</u>			
<u>COLL OF AGRIC & ENV SCI - AES</u>			
BERTRAND, JOSEPH K	ANIMAL SCIENCE RSCH COLLEGE	150,000	NATIONAL BEEF CATTLE CONSORTIUM
DELAFLANE, KEITH S	ENTOMOLOGY RESEARCH COLLEGE	68,000	BREEDING AN ECONOMICALLY VIABLE HONEY BEE FOR REDUCED CHEMICAL BEE KEEPING
FLORKOWSKI, WOJCIECH J	AG & APPLIED ECON RSCH GEORGIA	15,540	REGIONAL PRODUCTION OF HIGH AND LOWBUSH BLUEBERRIES IN THE UNITED STATES AND CANADA: BUILDING FOUNDATIONS FOR THE GLOBAL BLUEBERRY PRODUCTION FORECASTING SYSTEM
GREY, TIMOTHY LANE	CROP & SOIL SCIENCES COASTAL	30,500	EVALUATION OF HERBICIDE CONTROL METHODS FOR TROPICAL SODA APPLE IN GEORGIA PASTURE AND PINE TREE FOREST
HOOGENBOOM, GERRIT	BIOLOGICAL AG ENG RSCH GEORGIA	110,000	RISK MANAGEMENT FOR AGRICULTURE SPECIALTY CROPS IN THE SOUTHEASTERN UNITED STATES
HOOGENBOOM, GERRIT	BIOLOGICAL AG ENG RSCH GEORGIA	630,000	DECISION SUPPORT SYSTEM FOR REDUCING AGRICULTURAL RISK CAUSED BY CLIMATE VARIABILITY
JOHNSON, JERRY W	CROP & SOIL SCIENCES GEORGIA	48,750	WHEAT APPLIED GENOMICS
PHILLIPS, ROBERT DIXON	FOOD SCI & TECHNOLOGY-GEORGIA	49,735	VALUE-ADDED COWPEA BASED FOOD PRODUCTS AND FOOD SECURITY IN WEST AFRICA
PHILLIPS, ROBERT DIXON	FOOD SCI & TECHNOLOGY-GEORGIA	81,123	VALUE-ADDED COWPEA BASED FOOD PRODUCTS AND FOOD SECURITY IN WEST AFRICA
RAYMER, PAUL L	CROP & SOIL SCIENCES GEORGIA	40,000	GENETIC LOAD, FITNESS AND COMPETITION OF INSECT RESISTANT AND TANDEM CONSTRUCT CROP X WEED HYBRIDS HYBRIDS
REKAYA, ROMDHANE	ANIMAL SCIENCE RSCH COLLEGE	149,558	INTEGRATE OF FUNCTIONAL GENOMICS AND QUANTITATIVE GENETICS TO IMPROVE FEED EFFICIENCY IN PIGS
RILEY, DAVID G	ENTOMOLOGY RESEARCH COASTAL	27,902	ASSESSING THE PRO-SEASON RISK OF THIRPS VECTORS OF TOMATO SPOTTED WILT VIRUS IN SOLANACEOUS CROPS
BOWER, DONALD W	EXTENSION FAMILY & CONSUMER SC	421,858	"BACK ON TRACK" FAMILY MANAGEMENT EDUCATION
LANGONE, CHRISTINE A	AG. LEAD, EDUC & COMM	70,568	LEADERSHIP EDUCATION INSTITUTE FOR FACULTY IN COLLEGES OF AGRICULTURE
<u>COLLEGE OF VETERINARY MEDICINE</u>			
GARCIA, MARICARMEN	POPULATION HEALTH	48,714	PREVENTION AND CONTROL OF AVIAN INFLUENZA IN THE U.S.
GARCIA, MARICARMEN	POPULATION HEALTH	77,870	DEVELOPING AVIAN INFLUENZA SEROLOGICAL TESTS FOR DIFFERENTIATING INFECTED FROM VACCINATED ANIMALS (DIVA)
MOORE, JAMES N	LARGE ANIMAL MEDICINE	133,820	LEUKOCYTE ACTIVATION IN THE DEVELOPMENTAL PERIOD OF EQUINE LAMINITIS
<u>COOPERATIVE EXTENSION SERVICE</u>			
BEASLEY, JOHN P	CROP AND SOIL SCIENCES-CES	55,000	TRI-STATE JOINT PEANUT RESEARCH, AL
BURTLE, GARY J	ANIMAL SCIENCE - CES	10,220	FEED FORMULATION AND FEEDING STRATEGIES FOR BAIT ORNAMENTAL FISH

Federal Flow-Through Sponsor/College/Investigator	Department	Funded Amount	Title
HAMILTON, ROBERT D	OFF OF GLOBAL PROGRAMS - CES	6,390	SOUTHERN REGIONAL PLANT DIAGNOSTIC CENTER LABORATORIES - GA SUBCONTRACT
HAMILTON, ROBERT D	OFFICE OF INFORM TECHNOLOGY	37,500	SOUTHERN REGIONAL PLANT DIAGNOSTIC CENTER LABORATORIES - GA SUBCONTRACT
HINKLE, NANCY C	ENTOMOLOGY-CES	25,943	HOUSE FLY BEHAVIOR AND IMPROVING IPM IN CONFINED ANIMAL SYSTEMS
HUBBARD, WILLIAM G	ASSOC DEAN FOR EXTENSION	30,286	SUSTAINING WHITE-TAILED DEER & FORESTS: AN ELECTRONIC RESOURCE CENTER
HUBBARD, WILLIAM G	ASSOC DEAN FOR EXTENSION	13,000	ENCYCLOPEDIA OF BIOENERGY AND BIO-BASED PRODUCTS AS A COMPONENT OF THE FOREST ENCYCLOPEDIA NETWORK
JORDAN, E LANIER	SOUTHWEST DISTRICT - CES	155,000	SOUTHWEST GA ICHAWAYNOCHAWAY WATERSHED COOPERATIVE POULTRY LITTER COMPOSTING PROJECT
JOST, PHILIP H	CROP AND SOIL SCIENCES-CES	92,700	CONTROLLING ASIATIC SOYBEAN RUST WITH VARIABLE RATE FUNGICIDE APPLICATIONS
KEMERAIT JR, ROBERT C	PLANT PATHOLOGY-CES	15,000	MOBILE SCOUTING COMPONENT OF THE NATIONAL LEGUME RISK MANAGEMENT TOOL DEVELOPMENT PROJECT
KISSEL, DAVID E	SOIL, PLANT & WATER LAB	18,000	VIDEO EDUCATION AND MARKETING FOR SOIL TESTING AS A BEST MANAGEMENT PRACTICE IN THE SOUTHERN REGION
LACY, RICHARD CURTIS	AG & APPLIED ECONOMICS-CES	15,961	HELPING CATTLE PRODUCERS IN THE SOUTH EAST MANAGE RISK: A MULTI STATE RISK MANAGEMENT EDUCATION PROGRAM
LACY, RICHARD CURTIS	AG & APPLIED ECONOMICS-CES	36,785	REDUCING PRODUCER RISK THROUGH IMPROVED UNDERSTANDING OF CONSERVATION AND FARMLAND PROTECTION PROGRAMS
RISSE, LAWRENCE MARK	BIOLOGICAL AG ENG-CES	65,000	SOUTHERN REGION WATER QUALITY EDUCATION PROJECT USDA - CSREES
RISSE, LAWRENCE MARK	BIOLOGICAL AG ENG-CES	17,000	SOUTHERN REGION WATER QUALITY EDUCATION PROJECT - MASTER WATERSHED PROGRAM
RISSE, LAWRENCE MARK	BIOLOGICAL AG ENG-CES	12,500	A NATIONAL LEARNING CENTER FOR ANIMAL AGRICULTURE WATER QUALITY ISSUES
SMITH, ARCH D	4-H AND YOUTH-CES	100,000	USDA/AIR FORCE PARTNERSHIP FOR 4-H OPPORTUNITIES
WILLIAMS-WOODWARD, JEAN	PLANT PATHOLOGY-CES	16,500	MONITORING THE RISK OF INTRODUCING PHYTOPHTHORA RAMORUM INTO NURSERIES AND LANDSCAPES IN THE SOUTHEASTERN UNITED STATES OF AMERICA
<u>SCHOOL OF FOREST RESOURCES</u>			
JACKSON, BEN D	SCHOOL OF FOREST RESOURCES	2,500	WATER QUALITY AND BMPS NATIONAL WEB BASED LEARNING CENTER
<u>VP FOR PUBSV & OUTREACH UNITS</u>			
AFFOLTER, JAMES M	BOTANICAL GARDEN	5,500	BOTANICAL GUARDIANS, VOLUNTEERS PROTECTING OUR NATURAL HERITAGE
SHETTERLEY, KAREN R	CONT ED: LEARNING SERVICES	-25,312	NUTRITION EDUCATION PROGRAMS, 2001-2002: PROGRAM INCOME ACCOUNT FOR 348-040
<u>VP FOR RESEARCH UNITS</u>			
GIBBONS, J WHITFIELD	SAVANNAH RIVER ECOLOGY LAB	14,631	SUPPORT OF THE PARC WEBSITE
TAYLOR, BARBARA E	SAVANNAH RIVER ECOLOGY LAB	153,946	STREAM STUDIES ON THE SAVANNAH RIVER SITE, AIKEN COUNTY, SOUTH CAROLINA
		<u>3,027,988</u>	

US DEPARTMENT OF COMMERCE

COLL OF AGRIC & ENV SCI - AES

HOOGENBOOM, GERRIT	BIOLOGICAL AG ENG RSCH GEORGIA	50,000	CLIMATE INFORMATION SYSTEM FOR AGRICULTURE AND WATER RESOURCE MANAGEMENT IN THE SOUTHEAST USA
--------------------	--------------------------------	--------	---

COLLEGE OF ARTS & SCIENCES

JOYE, SAMANTHA B	SCHOOL OF MARINE PROGRAMS	189,699	ABUNDANCE, IDENTITY AND ACTIVITY OF MICROORGANISMS ASSOCIATED WITH GULF OF MEXICO GAS HYDRATES
------------------	---------------------------	---------	--

Federal Flow-Through Sponsor/College/Investigator	Department	Funded Amount	Title
<u>VP FOR PUBSV & OUTREACH UNITS</u>			
GATES, KEITH W	MARINE EXTENSION SERVICE	9,850	401 WATER QUALITY CERTIFICATION REVIEW FOR HYDRO- MODIFICATION AND COASTAL NPS PROGRAM APPROVAL AND IMPLEMENTATION
<u>VP FOR RESEARCH UNITS</u>			
RAWSON JR, MAC V	SEA GRANT PROGRAM	25,014	AQUATIC INVASIVE SPECIES OUTREACH: A TOOL FIT FOR EDUCATORS IN AMERICAN ZOO AND AQUARIUM ASSOCIATION MEMBER INSTITUTIONS
ZHANG, CHUANLUN	SAVANNAH RIVER ECOLOGY LAB	189,533	GENOMIC AND LIPID-BIOMAKER MONITORING OF MICROBIAL COMMUNITIES AFFECTING THE FORMATION AND DEGRADATION OF GAS HYDRATE IN THE GULF OF MEXICO: IMPLICATIONS FOR MICROBIAL ECOLOGY AND GLOBAL CLIMATE CHANGE
		<u>464,096</u>	

US DEPARTMENT OF DEFENSE

COLLEGE OF ARTS & SCIENCES

DENNIS, WILLIAM MICHAEL	PHYSICS AND ASTRONOMY	58,332	ULTRASHORT PULSE PROPAGATION THROUGH OPTICAL SYSTEMS INCORPORATING ORGANIC, BIOLOGICAL AND NANOSCALE COMPOSITE ELEMENTS
-------------------------	-----------------------	--------	---

COOPERATIVE EXTENSION SERVICE

MARABLE, AMANDA B	4-H AND YOUTH-CES	70,000	GEORGIA OPERATION: MILITARY KIDS
-------------------	-------------------	--------	----------------------------------

VP FOR PUBSV & OUTREACH UNITS

WALKER, RANDAL L	MARINE EXTENSION SERVICE	68,521	SEA-COOS (SOUTH EAST ATLANTIC OCEAN OBSERVING SYSTEM) - YEAR FOUR IMPLEMENTATION
WALSER, MARY LUE	OFFICE OF ACAD SPECIAL PROGRAM	10,400	RESEARCH ENGINEERING APPRENTICESHIP PROGRAM (REAP)
WALSER, MARY LUE	OFFICE OF ACAD SPECIAL PROGRAM	19,500	GEORGIA JUNIOR SCIENCE & HUMANITIES SYMPOSIUM

226,753

US DEPARTMENT OF EDUCATION

COLLEGE OF EDUCATION

ALLEN, JOYCE E	LANGUAGE & LITERACY ED	45,000	RED CLAY WRITING PROJECT
COHEN, ALLAN S	EDUCATION - DEAN'S OFFICE	61,452	MIXTURE MODEL ANALYSIS OF MATHEMATICS TESTS ANCHORED IN A TECHNOLOGY-RICH ENVIRONMENT
FORE III, CECIL	COMM SCI & SPECIAL ED	105,944	THE EFFECTIVE BEHAVIORAL AND INSTRUCTIONAL SUPPORT - EBIS GRANT
HOGUE, JOHN	ELEMENTARY & SOCIAL STUDIES	43,005	WE THE PEOPLE: THE CITIZEN & THE CONSTITUTION PROGRAM/ GEORGIA'S WTP TEACHER INSERVICE TRAINING BUDGET

COLLEGE OF FAMILY & CONSUM SCI

STONEMAN, ZOLINDA	INST ON HUMAN DEV & DISABILITY	240,670	TO PROVIDE TRAINING & TECHNICAL ASSISTANCE SUPPORT TO BABIES CAN'T WAIT, CHILDREN WITH SPECIAL NEEDS AND CHILDCARE PROVIDERS TO ENSURE FAMILY CENTERED & CULTURALLY COMPETENT SERVICES
STONEMAN, ZOLINDA	INST ON HUMAN DEV & DISABILITY	50,712	PROJECT SKILLED CREDENTIALLED EARLY INTERVENTIONISTS

SCH OF PUBLIC & INTL AFFAIRS

KHRIPUNOV, IGOR	CNTR FOR INTERNTL TRADE & SEC	28,016	SUBJECT MATTER EXPERT ON NUCLEAR SECURITY IN RUSSIA
-----------------	-------------------------------	--------	---

SCHOOL OF FOREST RESOURCES

MORRIS, LAWRENCE A	SCHOOL OF FOREST RESOURCES	16,772	FOREST AND WETLAND RESOURCE MANAGEMENT: AN EDUCATION PROPOSAL CONSORTIUM TARGETING TROPICAL TO TEMPERATE ECOSYSTEMS
--------------------	----------------------------	--------	---

VP FOR PUBSV & OUTREACH UNITS

STAKES, MARY E	CARL VINSON INSTITUTE OF GOVT	21,000	PROJECT CITIZEN 2006
----------------	-------------------------------	--------	----------------------

Federal Flow-Through Sponsor/College/Investigator	Department	Funded Amount	Title
<u>VP FOR STUDENT AFFAIRS UNITS</u>			
KALIVODA, KAREN S	DISABILITY RESOURCE CENTER	40,386	WORKSHOPS DESIGNED TO INCREASE ADAPTIVE TECHNOLOGY INFORMATION AND ACCESS
		652,957	
<i>US DEPARTMENT OF ENERGY</i>			
<u>COLL OF AGRIC & ENV SCI - AES</u>			
ALTMAN, ELLIOT	BIOLOGICAL AG ENG RSCH COLLEGE	106,000	NOVEL PEPTIDE ANTIBIOTICS
EITEMAN, MARK ANDREW	BIOLOGICAL AG ENG RSCH COLLEGE	97,500	A METABOLIC ENGINEERING APPROACH TO IMPROVE PROTEIN PRODUCTION
LECLERC, MONIQUE Y	CROP & SOIL SCIENCES GEORGIA	20,521	IMPROVEMENT OF THE ACCURACY OF CARBON FLUX MEASUREMENTS BY USING A COMBINATION OF NUMERICAL MODELING AND FIELD MEASUREMENTS
<u>COLLEGE OF ARTS & SCIENCES</u>			
ADAMS, MICHAEL W	BIOCHEMISTRY & MOLECULAR BIOL	380,318	MOLECULAR ASSEMBLIES, GENES AND GENOMICS INTEGRATED EFFICIENTLY (MAGGIE)
LANDAU, DAVID P	PHYSICS AND ASTRONOMY	4,488	DEVELOP NEW HIGHER PERFORMANCE ALGORITHMS FOR STUDY OF PROTEIN FOLDING
LANDAU, DAVID P	PHYSICS AND ASTRONOMY	26,926	DEVELOP NEW HIGHER PERFORMANCE ALGORITHMS FOR STUDY OF PROTEIN FOLDING
MEILE, CHRISTOF D	SCHOOL OF MARINE PROGRAMS	46,697	INTERCELLULAR GENOMICS OF SUBSURFACE MICROBIAL COLONIES
OLMAN, VICTOR	BIOCHEMISTRY & MOLECULAR BIOL	50,000	GENOMES TO LIFE PROJECT SUPPORT
WANG, BI-CHENG	BIOCHEMISTRY & MOLECULAR BIOL	149,178	PERSONNEL ASSIGNMENT FOR GERD ROSENBAUM AT SBC-CAT
WHITMAN, WILLIAM B	MICROBIOLOGY	292,181	HYDROGENASES OF METHANOCOCCUS MARIPALUDIS
YEN, WILLIAM M	PHYSICS AND ASTRONOMY	54,203	IR-ACTIVE NANOPARTICLES IN SUPPORT OF DIESEL - ENGINE MONITORING
ZHAO, YIPING	PHYSICS AND ASTRONOMY	70,917	HYDROGEN GENERATION USING INTEGRATED PHOTOVOLTAIC AND PHOTOELECTROCHEMICAL CELLS
<u>COLLEGE OF PHARMACY</u>			
BRUCKNER, JAMES V	PHARMACEUTICAL & BIOMED SCI	53,013	PRESYSTEMIC ELIMINATION OF TRICHLOROETHYLENE AND ITS INTERACTIONS WITH ALCOHOL: HOW IMPORTANT ARE THEY AT ENVIRONMENTAL EXPOSURE LEVELS
BRUCKNER, JAMES V	PHARMACEUTICAL & BIOMED SCI	17,755	PRESYSTEMIC ELIMINATION OF TRICHLOROETHYLENE AND ITS INTERACTIONS WITH ALCOHOL: HOW IMPORTANT ARE THEY AT ENVIRONMENTAL EXPOSURE LEVELS
<u>COOPERATIVE EXTENSION SERVICE</u>			
WORLEY, JOHN W	BIOLOGICAL AG ENG-CES	70,000	CONSERVATION OF ENERGY IN AGRICULTURE
<u>SCH OF PUBLIC & INTL AFFAIRS</u>			
KHRIPUNOV, IGOR	CNTR FOR INTERNTL TRADE & SEC	71,892	PROMOTING NUCLEAR SECURITY CULTURE IN RUSSIA
<u>SCHOOL OF FOREST RESOURCES</u>			
MERKLE, SCOTT A	SCHOOL OF FOREST RESOURCES	75,276	IN VITRO PROPAGATION OF AMERICAN CHESTNUT: A FIRST STEP TO AN ALTERNATIVE BIOMASS ENERGY CROP
MERKLE, SCOTT A	SCHOOL OF FOREST RESOURCES	50,000	CAPTURING ELITE SOUTHERN PINE GENOTYPES FOR CLONAL FORESTRY
<u>SR VP ACADEMIC AFFAIRS UNITS</u>			
ADAMS, THOMAS TUNSTALL	ENGINEERING	1,438,000	BIOFINERY AND HYDROGEN FUEL CELL RESEARCH/SCOPE OF SERVICES
ADAMS, THOMAS TUNSTALL	ENGINEERING	-65,633	GEORGIA HYDROGEN TECHNOLOGY LEARNING CENTER
<u>VP FOR RESEARCH UNITS</u>			
HINTON, THOMAS G	SAVANNAH RIVER ECOLOGY LAB	64,186	TRANSGENARATION EFFECTS FROM CHRONIC LOW DOSE IRRADIATION IN A MEDAKA FISH MODEL SYSTEM
HINTON, THOMAS G	SAVANNAH RIVER ECOLOGY LAB	95,865	TRANSGENARATION EFFECTS FROM CHRONIC LOW DOSE IRRADIATION IN A MEDAKA FISH MODEL SYSTEM

Federal Flow-Through Sponsor/College/Investigator	Department	Funded Amount	Title
PATERSON, ANDREW H	CTR APPLIED GEN TECH - RI	183,220	PHYSICAL MAPPING OF THE GENE-RICH EUCHROMATIN OF SUGARCANE
SEAMAN, JOHN C	SAVANNAH RIVER ECOLOGY LAB	8,000	APPLICATION OF SURFACE COMPLEXATION MODELS TO PREDICTING ACTINIDE FATE AND TRANSPORT IN VARIABLY SATURATED SYSTEMS
STROJAN, CARL L	SAVANNAH RIVER ECOLOGY LAB	4,543	2005 SRS ENVIRONMENT REPORT
		3,365,046	

US DEPARTMENT OF HEALTH AND HUMAN SERVICES

COLLEGE OF ARTS & SCIENCES

SUMMERS, ANNE O	MICROBIOLOGY	60,000	HIGH THROUGHPUT MOLECULAR GENOTYPING OF ENVIRONMETAL AND HUMAN STAPHYLOCOCCI CARRYING CLASS I INTEGRONS
WANG, BI-CHENG	BIOCHEMISTRY & MOLECULAR BIOL	7,068	INTEREST INCOME TO COMPANION ACCOUNT 10-21-RR166-432 RF SAIC/NIH, SER-CAT PROJECT
WANG, BI-CHENG	BIOCHEMISTRY & MOLECULAR BIOL	1,747	INTEREST INCOME TO COMPANION ACCOUNT 10-21-RR166-432 RF SAIC/NIH, SER-CAT PROJECT
WANG, BI-CHENG	BIOCHEMISTRY & MOLECULAR BIOL	440,286	SOUTHEAST REGIONAL COLLABORATIVE ACCESS TEAM (SER-CAT): NIH OPERATIONAL COSTS - YEAR 5
WANG, BI-CHENG	BIOCHEMISTRY & MOLECULAR BIOL	445,325	SOUTHEAST REGIONAL COLLABORATIVE ACCESS TEAM (SER-CAT): NIH OPERATIONAL COSTS - YEAR 6

COLLEGE OF ENVIRONMENT & DESIGN

ALTIZER, SONIA M	INSTITUTE OF ECOLOGY	41,107	EMERGING DISEASES IN URBAN LANDSCAPES: THE ECOLOGY OF TWO ZOO NOTIC PATHOGENS IN THEIR AVIAN RESERVOIR HOSTS
------------------	----------------------	--------	--

COLLEGE OF PHARMACY

DALLAS, CHAM E	PHARMACEUTICAL & BIOMED SCI	115,000	BIOTERRORISM TRAINING AND CURRICULUM DEVELOPMENT PROGRAM
SHEPHERD, JOHN GREENE	CLINICAL AND ADMIN PHARMACY	40,000	CDLS-DECONTAMINATION
SHEPHERD, JOHN GREENE	CLINICAL AND ADMIN PHARMACY	-27,388	BASIC DISATER LIFE SUPPORT COURSES

COLLEGE OF VETERINARY MEDICINE

MURRAY, THOMAS F	PHYSIOLOGY AND PHARMACOLOGY	150,970	NEUROTOXINS ROM MARINE ALGAE AND CYANABACTERIA
------------------	-----------------------------	---------	--

SCHOOL OF SOCIAL WORK

BORDNICK, PATRICK S	SCHOOL OF SOCIAL WORK	124,847	VIRTUAL REALITY SKILLS TRAINING: NICOTINE DEPENDENCE
---------------------	-----------------------	---------	--

VP FOR PUBSV & OUTREACH UNITS

BITTNER, JANET S	CARL VINSON INSTITUTE OF GOVT	536,318	MHDDAD PROFESSIONAL DEVELOPMENT TRAINING SERIES
CLARK, RICHARD L	CARL VINSON INSTITUTE OF GOVT	57,663	2006 TECHNICAL ASSISTANCE AND TRAINING FOR THE PREVENTION MANAGEMENT INFORMATION SYSTEM (PREVMIS)
CLARK, RICHARD L	CARL VINSON INSTITUTE OF GOVT	133,000	SYNAR REGULATIONS 2005/MEDIA CAMPAIGN
STEPHENS, JAMES E	CARL VINSON INSTITUTE OF GOVT	133,988	GDHR OCSE FY06 STEPH

VP FOR RESEARCH UNITS

BEACH, STEVEN R. H.	INSTITUTE FOR BEHAVIORAL RSCH	92,642	EFFICACY OF PROGRAM FOR STRONG AFRICAN AMERICAN MARRIAGES CULTURALLY SENSITIVE MARITAL INTERVENTION
DOCAMPO, ROBERTO	CTR TROP EMERGING GLOB DISEASE	25,000	PRENYL DIPHOSPHATE SYNTHASE INHIBITORS
DUCHARME, LORI	INSTITUTE FOR BEHAVIORAL RSCH	10,735	EVALUATION ACTIVITIES FOR SOUTHEAST ATTC
DUCHARME, LORI	INSTITUTE FOR BEHAVIORAL RSCH	10,290	EVALUATION ACTIVITIES FOR SOUTHEAST ATTC
GLENN, TRAVIS C	SAVANNAH RIVER ECOLOGY LAB	136,125	DEVELOPMENT OF PEROMYSCUS GENOMICS

VP FOR STUDENT AFFAIRS UNITS

MIDDLEBROOKS, CAROLE	VP OFFICE FOR STUDENT AFFAIRS	200,000	GEORGIA NETWORK OF COLLEGES AND UNIVERSITIES: GEORGIA NETWORK OFFICE OF SUBSTANCE ABUSE PREVENTION
----------------------	-------------------------------	---------	--

2,734,723

US DEPARTMENT OF STATE

SCH OF PUBLIC & INTL AFFAIRS

BERTSCH, GARY K	CNTR FOR INTERNTL TRADE & SEC	57,819	SAIC (TASK ORDER 19, PHASE II OTHER DIRECT COSTS)
BERTSCH, GARY K	CNTR FOR INTERNTL TRADE & SEC	409,468	EXPORT CONTROL SYSTEM STANDARDS: REVISED QUESTIONNAIRE AND IN COUNTRY ASSESSMENTS

Federal Flow-Through Sponsor/College/Investigator	Department	Funded Amount	Title
SRIVASTAVA, ANUPAM	CNTR FOR INTERNTL TRADE & SEC	100,000	SINO-AMERICAN COOPERATION STRATEGIC TRADE AND SECURITY
<u>VP FOR PUBSY & OUTREACH UNITS</u>			
AMES, GLENN C W	VPPSO & ASSOCIATE PROVOST	100,000	UNIVERSIDAD VERACRUZANA - UNIVERSITY OF GEORGIA APARTNERSHIP FOR RURAL ECONOMIC, EDUCATIONAL AND HUMAN CAPITAL DEVELOPMENT
		<u>667,287</u>	
<i>US ENVIRONMENTAL PROTECTION AGENCY</i>			
<u>COLL OF AGRIC & ENV SCI - AES</u>			
HOOGENBOOM, GERRIT	BIOLOGICAL AG ENG RSCH GEORGIA	-12,360	AIR MONITORING FOR DRY DEPOSITION (CASTNET III)
LANDRY JR, GILBERT W	ASSIST DEAN'S OFF - GEORGIA	338,612	TURFGRASS ENVIRONMENTAL RESEARCH
<u>COLLEGE OF ARTS & SCIENCES</u>			
ALBER, MERRYL	SCHOOL OF MARINE PROGRAMS	107,703	CLIMATE LINKED ALTERATION OF ECOSYSTEM SERVICES IN TIDAL SALT MARSHES OF GEORGIA AND LOUISIANA
JOYE, SAMANTHA B	SCHOOL OF MARINE PROGRAMS	251,975	EFFECTS OF SEA LEVEL RISE AND CLIMATE VARIABILITY ON ECOSYSTEM SERVICES OF TIDAL MARSHES
<u>COOPERATIVE EXTENSION SERVICE</u>			
GARBER, MELVIN P	ASSOC DEAN FOR EXTENSION	65,505	CHILDREN'S ENVIRONMENTAL HEALTH STATE COORDINATOR DEVELOPMENT, OUTREACH AND EDUCATION PROGRAM
GUILLEBEAU, LEE P	ENTOMOLOGY-CES	45,000	INCREASING IPM IMPLEMENTATION IN "AT RISK" PUBLIC SCHOOLS IN GEORGIA
<u>SCHOOL OF FOREST RESOURCES</u>			
BECK, MICHAEL BRUCE	FORESTRY RESEARCH	25,000	DEVELOPMENT OF MODELS FOR INVESTIGATING WATERSHED POLLUTANT TRADING SCHEMES
<u>VP FOR RESEARCH UNITS</u>			
BERTSCH, PAUL M	SAVANNAH RIVER ECOLOGY LAB	15,000	WATERSHED RESTORATION AND EDUCATION IN AIKEN COUNTY, SOUTH CAROLINA
		<u>836,435</u>	
TOTAL		<u>19,985,235</u>	

FY06 CULTIVAR DEVELOPMENT PROGRAM FUNDING

No.	Last Name	First Name	Awarded	Crop	Title
1	Branch	William	\$ 35,000.00	Peanut	Five Year: 2004-2008 Enhancement of the Georgia Peanut Breeding Program
2	Ozias-Akins Holbrook	Peggy Corley	\$ 35,000.00	Peanut	Combining nematode and TSWV resistances with high oleic acid peanut
3	Boerma	H. Roger	\$ 54,000.00	Soybean	Improving Productivity and Value of Maturity Group VI, VII and VIII Soybean Cultivars
	All	John	\$ 20,000.00	Soybean	Utilizing Molecular Technologies to Improve High Yielding Soybean Cultivar Resistance to Insects
	Hussey	Richard	\$ 24,000.00	Soybean	Development of Nematode- Resistant Soybean Cultivars
	Phillips	Daniel	\$ 24,950.00	Soybean	Screening progeny from the soybean breeding program for disease resistance
4	Raymer Philips	Paul Daniel	\$ 15,500.00	Canola	Commercialization of Canola Germplasm
5	Chee Davis	Ping Richard	\$ 39,386.00	Cotton	Pest Resistant Cotton Cultivars for Georgia
6	Bouton	Joseph	\$ 28,320.00	Alfalfa	Roundup Ready, Grazing Tolerant Alfalfa Cultivars--Completion of Testing for Commercialization
7	Johnson Chen Buck Buntin	Jerry Zhenbang James G. David	\$ 98,426.00	Wheat	Cultivar Development of Wheat
8	Knapp	Steven	\$ 40,752.00	Meadowfoam & Sunflower	The Development of Meadowfoam Cultivars and Sunflower Inbred Lines for Producing Novel Industrial and Edible Oils
9	Raymer Murphy Braman Chen	Paul Tim Kris Z.	\$ 70,000.00	Seashore Paspalum	Development of Vegetative and Seeded Cultivars of Seashore Paspalum
10	Hanna	Wayne	\$ 20,632.00	Centipedegrass	Development of Superior Centipedegrass Cultivars
11	Hanna	Wayne	\$ 42,409.00	Bermudagrass	Development of Superior Turf Bermudagrass Cultivars
12	Parrot	Wayne	\$ 19,000.00	White Clover	Development of White Clover Cultivars for Ornamental Ground Covers

No.	Last Name	First Name	Awarded	Crop	Title
13	Randle	William	\$ 27,000.00	Onion	Breeding for Short-Day, Mild Onion Cultivars
14	Conner	Patrick	\$ 18,500.00	Pecans	Development of High-Quality Scab-Resistant Pecan Cultivars for use in the Southeast
15	Conner	Patrick	\$ 13,500.00	Muscadine Grapes	Development of Muscadine Grape Cultivars with Improved Quality, Yield and Disease Resistance.
16	Krewer	Gerard	\$ 15,700.00	Peach/Nectarine	Moderate Chilling Peach and Nectarine Breeding and Evaluation Project
17	NeSmith	Scott	\$ 39,000.00	Blueberry	Development of Southern Highbush and Rabbiteye Blueberry Cultivars Adapted to Georgia and Other Areas
18	Ruter	John	\$ 22,000.00	Ornamentals	Development of New Ornamentals at the Tifton Campus
19	Hanna	Wayne	\$ 15,632.00	Ornamentals	Development of Superior Ornamental Grasses
20	Knauft	David	\$ 20,000.00	Ornamentals	Legumes and Shade Plants for Ornamental Cultivar Development
21	Knauft	David	\$ 13,000.00	Shrub	Development of Blue-Flowered Perennial Shrubs for the Nursery Industry
22	Robacker	Carol	\$ 40,000.00	Abelia	The Development of New Abelia Cultivars through Interspecific Hybridization
23	Dirr	Michael	\$ 18,800.00	Gardenia	Breeding <i>Gardenia Augusta</i> for Cold Hardiness, Compactness and Improved Foliage
24	Dirr	Michael	\$ 35,000.00	Hydrangea	Breeding and Selection for Remontant Flowering, Cold Hardiness, Superior Foliage, Compact Habit and Disease Resistance in <i>Hydrangea Macrophylla</i>
25	Armitage	Allan	\$ 49,250.00	Athens Select	The Athens Select Program for Cultivar Release

TOTAL: \$ 894,757.00

**FACULTY RESEARCH GRANTS BY COMMITTEE AND BY SCHOOL/COLLEGE
FY2006**

Committee	Number of <u>Proposals</u>	Amount <u>Requested</u>	Number <u>of Awards</u>	Amount <u>Funded</u>
Applied Life Sciences	8	\$ 68,577	6	\$ 40,000
Basic Life Sciences	17	147,807	12	80,000
Physical and Mathematical Sciences	11	133,114	6	48,000
Professional and Applied Sciences	14	119,133	7	53,000
Social and Behavioral Sciences	<u>31</u>	<u>252,022</u>	<u>15</u>	<u>95,000</u>
	81	720,653	46	316,000
Center for Humanities and Arts				
Junior Faculty Research Grants	14	74,781	13	45,000
Senior Faculty Research Grants	<u>30</u>	<u>141,977</u>	<u>21</u>	<u>80,000</u>
	44	216,758	34	125,000
TOTAL	<u>125</u>	<u>\$937,411</u>	<u>80</u>	<u>\$441,000</u>

**PROPOSALS AND AWARDS BY SCHOOL/COLLEGE
(Excluding Senior Faculty Research Grants)**

	Proposals	Funded
College of Agricultural and Environmental Sciences	3	0
Agriculture and Applied Economics	1	0
Crop and Soil Sciences	1	0
Entomology	1	0
Franklin College of Arts and Sciences	37	24
Anthropology	1	1
Art	4	4
Cellular Biology	1	0
Computer Science	4	3
English	1	1
Genetics	2	1
Geography	2	1
History	2	2
Marine Sciences	2	0
Mathematics	1	0
Microbiology	1	1
Music	1	1
Philosophy	1	1
Psychology	4	3
Sociology	4	1
Speech Communication	3	1
Statistics	2	2
Theatre and Film Studies	1	1
Complex Carbohydrate Research Center	1	1

	Proposals	Funded
College of Education	6	3
Communication Science and Special Education	2	2
Counseling and Human Development	1	0
Educational Psychology	1	1
Elementary and Social Studies Education	1	0
Kinesiology	1	0
Faculty of Engineering	1	1
College of Environment and Design	5	5
Environment and Design	1	1
Institute of Ecology	4	4
College of Family and Consumer Sciences	5	3
Child and Family Development	1	1
Foods and Nutrition	1	0
Housing and Consumer Economics	1	1
Textiles, Merchandising and Interiors	2	1
School of Forest Resources	5	2
College of Journalism and Mass Communication	4	3
Advertising and Public Relations	3	2
Journalism	1	1
College of Pharmacy	5	4
Clinical and Administrative Sciences	1	1
Pharmaceutical and Biomedical Sciences	4	3
School of Public and International Affairs	13	7
Center for International Trade and Security	1	1
International Affairs	5	2
Political Science	4	2
Public Administration and Policy	3	2
Terry College of Business	3	0
Banking and Finance	2	0
Economics	1	0
College of Veterinary Medicine	7	6
Athens Diagnostic Laboratory	1	1
Infectious Diseases	2	2
Large Animal Medicine	1	0
Population Health	1	1
Veterinary Diagnostic Laboratory	1	1
Wildlife Diseases Study	1	1

FUNDED FACULTY RESEARCH GRANTS

(Excluding Senior Faculty Research Grants)

FY2006

Sonia Altizer	Tracking Continent-Wide Variation in Parasites of Monarch Butterflies in Collaboration With Citizen Scientists
Robert Arnold	Mechanisms Based Development of Drug Nano-Delivery Systems for the Treatment of Cancer
Kevin Ayers	Variables in Video Modeling
Valerie Boyd	Spirits in the Dark: The Untold Story of Black Women in Hollywood
Mark Bradford	Anaerobic Ammonium Oxidation: Does It Exist as a Pathway in the Terrestrial Nitrogen Cycle?
Stephanie Burwell	Psychological Needs and Support for Younger Women with Breast Cancer and Their Partners Following Diagnosis and Treatment
Oscar Chamosa	Culture for the Masses: Folk Musicians and the Politics of Culture in Peronist Argentina
Liang Chen	Chinese-Speaking Children's Development of Discourse Ability in English as a Second Language
George Contini	"Put It in the Scrapbook:" A Multi-media Performance Piece
Tracie Costantino	Investigating the Educational Value of Aesthetic Experience
Prashant Doshi	Autonomous Web Processes: Theory and Applications
Angela Ellis	Ecology of Hepatozoon Species in Wildlife From the Southeastern U.S.
Shelby Funk	Developing Algorithms for Real-Time Scheduling on Power-Aware Multiprocessors
Shane Hamilton	The Truck Driving Man in the Rural Southern Industrial Landscape
James Holmes	India's Emerging Maritime Strategy: The Case of the Proliferation Security Initiative
Mary Hondalus	Construction of a Viral Vector-Based R. Equi Vaccine
Shelley Hooks	Role of Endogenous RGS9-2 in Neuronal Dopamine Signaling
Daniel Kapust	Rereading Republicans: Roman Politics and Liberal Dilemmas
Caner Kazanci	Theoretical Analysis of Ecological Networks Through Identification of Important Ecosystem Properties
Kevin Keel	Experimental Infections to Assess the Potential Role of Raccoons as a Reservoir of Mycobacterium Avium Subspecies Paratuberculosis
Winghan Jacqueline Kwong	Continuity of Migraine Headache Care Following Emergency Department Visits in the Georgia Medicaid Population
Eric MacDonald	Mapping the Discursive Terrain of Garden and Forest, 1880-1910

John Maerz	Interactive Effects of Climate Change and Plant Invasion on Larval Amphibian Communities
Abhyuday Mandal	SELC: An Optimization Technique Motivated by Modified Genetic Algorithms
Michael Marshall	Natural Histories - Fine Art Research in Narratives Between Science and Personal Experience
Joshua Miller	General Personality Functioning and Personality Disorders: Identifying Mechanisms of Action
Mariko Morimoto	The Effects of In-Group Bias and Acculturation on Perceived Source Credibility and Advertising Evaluations of Asian American Consumers
Jan Mrazek	Detection of Binding Sites and Regulatory Motifs in Microbial DNA Sequences by Analysis of Periodicity of Spacing
Mark Neumann	Compact Disc Recording of Music for Viola and Piano
Michael Oliveri	"Strategies in Waiting" Photographic Series Arena 1 Santa Monica, CA in 2006
Hye-Jin Paek	Roles of Peer Perceptions in the Effects of Anti-Smoking Campaigns Further Exploration with Multi-Method Approach
Gregory Palardy	The Effects of School Size on High School Student Learning, Dropout, and Transfer Rates
Cheolwoo Park	Significance Test of Multiple Curves Using a Scale Space Approach
Victoria Plaut and Robert Bartlett	Blind Consent? A Social Psychological Investigation of Non-Readership of Click-Through Agreements
Sreekumari Rajeev	Development of Diagnostic Tools for Detection of <i>Leptospira</i> <i>Borgpetersenii</i> Seroovar Hardjo Bovis: Preliminary Studies
Lakshmish Ramaswamy	Cooperative Edge Cache Grid: Efficient Sharing and Dissemination of Dynamic Web Content
Patricia Richards	Official Multiculturalism and Cultural Conflict in Southern Chile
Amy Rosemond	Development of Micoralgal Pigment Profiles to Assess and Predict Water Quality Changes in Southeastern Rivers and Reservoirs
Susan Rosenbaum	Frank O'Hara's Modernist Museum
Joseph Sabia	Teen Sexual Behavior, Educational Performance, and Abortion Law: Finding Paths of Causality
Dov Sax	Endemic Plants on Granite Rock Outcrops: Understanding Threats to Species Persistence
Annett Schirmer	Vocal Emotional Processing in Shy and Socially Anxious Listeners
Yoo-Kyoung Seock	Hispanic Consumer Market Segmentation: Consumer Demographic and Psychographic Characteristics
Lijang Shen	The Impact of Message Frame and Attitude Base on the Effectiveness of Anti-Smoking PSA's

Robina Mohammad Sidaway	An Exploration of Citizenship and Identity Amongst Second Generation Working Class Pakistani Muslims Post 7/7
Douglas Stinnett	Institutions, State Capacity and the Depth of Cooperation: Analyzing the Determinants of Compliance with Regional Trade Agreements
Patricia Sullivan	At What Price Victory? When Leaders Miscalculate the Cost of War
Fang Tian	Structural and Functional Studies of the Transmembrane and Cytoplasmic Domains of beta-Secretase
Bram Tucker	Effects of Food Insecurity, Poverty and Marginalization on Decision-Making in Rural Southwestern Madagascar: A Test of Methods
Andrea Varela-Stokes	Experimental Infection of White-Tailed Deer With <i>Borrelia lonestari</i>
Isabelle Wallace	Signification and the Subject: The Art of Jasper Johns
John Wares	Using Local Species Introduction to Explore Species Invasions
Lyndon West	The Biomedical Potential of Marine Natural Products
Teena Wilhelm	State Policymaking: Adding the Executive to the Legislative - Judicial Equation
Vicky Wilkins	The Unsolved Puzzle: Gender, Representative Bureaucracy and the EEOC
Susan Williams	Detection of Ret. Virus in Formulin Fixed Avian Tissues Using In-Situ Hybridization and Immunohistochemistry
Brian Williams	Being Black in Blue: A Survey of African-American Law Enforcement Executives
Sarah Wright	Virtue Epistemology and Knowledge-how: A Feminist Perspective on the Connection
Michael Yabsley	Validation of a Recombinant Protein ELISA for Detection of <i>Ehrlichia ewingii</i> in Dogs and Deer

FY2006 ISSUED INTELLECTUAL PROPERTY

Plant Variety Protection Certificates

200400089 "Georgia-03L" Peanut
William D. Branch, Department of Crop and Soil Sciences

200500121 "Georgia-04S" Peanut
William D. Branch, Department of Crop and Soil Sciences

Plant Patents

PP16266 Rabbiteye Blueberry Named "Alapaha"
D. Scott Nesmith, Department of Horticulture
Arlen D. Draper, U.S. Department of Agriculture

Trademarks

3,028,364 The Cloud

US Patents

US Patent 6,919,202: *Utilization of Invertebrate Learning for Flexible and Sensitive Monitoring and Identification of Chemicals*

Glen C. Rains, Claire Bonifay, and Felix Waeckers, Dept of Biological and Agricultural Engineering
James H. Tumlinson, Wallace J. Lewis, and Dawn M. Olson, U.S. Department of Agriculture

US Patent 6,949,521: *Therapeutic Azide Compounds*

Chung K. Chu, Department of Pharmaceutical and Biomedical Sciences
Ramond F. Schinazi, Emory University

US Patent 6,949,522: *Beta-2'- or 3'-Halonucleosides*

Chung K. Chu, Yongseok Choi, Yooheon Chong, and Giuseppe Gumina, Department of Pharmaceutical and Biomedical Sciences
Raymond F. Schinazi, Emory University
Michael J. Otto, Junxing Shi, and Leiven J. Stuyver, Pharmasset, Inc.

US Patent 6,951,736: *Avian Mago Nashi Gene*

Robert D. Ivarie and Tracy M. Andacht, Department of Genetics

US Patent 6,953,536: *Long Persistent Phosphors and Persistent Energy Transfer Technique*

William M. Yen and Dongdong Jia, Department of Physics and Astronomy
Weiyi Jia, University of Puerto Rico
Xiaojun Wang, Georgia Southern University

US Patent 6,998,127: *Coccidial Vaccine and Methods of Making and Using Same*

Larry R. McDougald and A. Lorraine Fuller, Department of Poultry Science

US Patents (continue)

US Patent 7,005,561: *Arabitol or Ribitol as Positive Selectable Markers*

Wayne A. Parrott, Peter LaFayette, and Patrick Kane, Department of Crop and Soil Sciences

US Patent 7,011,975: *Methods and Materials for Identifying Novel Pesticide Agents*

Michael J. Adang and Ke Luo, Department of Entomology

US Patent 7,026,156: *Diagnostic and Protective Antigen Gene Sequences of Ichthyophthirius*

Harry W. Dickerson, Department of Infectious Diseases

Theodore G. Clark, Cornell University

Tian-Long Lin, Fujian Academy of Agricultural Sciences

Technology Commercialization Office
2006 Licensing & Intellectual Property Protection Summary
& Five Year Summary

Fiscal Year	Invention Disclosures Received	U.S. Patent Applications Filed	U.S. Patent Applications Issued	Total Options and Licenses Executed	License Income
2002	53	54	33	57	\$ 3,833,568
2003	86	100	36	96	\$ 4,183,290
2004	110	70	17	71	\$ 8,686,532
2005	100	53 ¹ (95)	20 ²	59	\$ 12,976,204 ³
2006	112	55¹ (94)	13²	34	\$ 15,133,783⁴

This summary is determined by using the definitions of the Association of University Technology Managers (AUTM) Annual Licensing Survey.

¹ Starting with AUTM 2005 Licensing Survey, “Applications Filed” was changed to mean only the first application for an invention. Prior to 2005 the AUTM Survey “Applications Filed” included continuation and divisional patent applications which are applications filed as derivatives of earlier patent applications.

² The definition of “Patents Issued” changed with the 2005 AUTM Survey in the same manner as described in footnote ¹.

³ Ranked 24th among 150 U.S. public & private university respondents to the AUTM 2005 Licensing Survey.

⁴ The 2006 AUTM Licensing Survey has not yet taken place.

Major College & Department by Project Type
FY 2006 (First Quarter Only)

DEPARTMENT	GENERAL - RSCH		AGRICULTURE		INSTRUCTION		PUBLIC SERVICE		COOP EXTENSION		TOTAL	
	CNT	AMOUNT	CNT	AMOUNT	CNT	AMOUNT	CNT	AMOUNT	CNT	AMOUNT	CNT	AMOUNT
COLL OF AGRIC & ENV SCI - AES												
AG & APPLIED ECON RSCH COLLEGE	0	0	1	3,192	0	0	0	0	0	0	1	3,192
AG & APPLIED ECON RSCH GEORGIA	0	0	2	50,540	0	0	0	0	0	0	2	50,540
ANIMAL SCIENCE RSCH COASTAL	0	0	4	49,203	0	0	0	0	0	0	4	49,203
ANIMAL SCIENCE RSCH COLLEGE	0	0	7	389,761	0	0	0	0	0	0	7	389,761
ASSIST DEAN'S OFF - GEORGIA	0	0	3	448,293	0	0	0	0	0	0	3	448,293
BIOLOGICAL AG ENG RSCH COASTAL	0	0	1	0	0	0	0	0	0	0	1	0
BIOLOGICAL AG ENG RSCH COLLEGE	0	0	5	-3,175	0	0	0	0	0	0	5	-3,175
BIOLOGICAL AG ENG RSCH GEORGIA	0	0	3	-3,515	0	0	0	0	0	0	3	-3,515
CENTER FOR FOOD SAFETY-GEORGIA	0	0	6	275,831	0	0	0	0	0	0	6	275,831
CROP & SOIL SCIENCES COASTAL	0	0	7	89,638	0	0	0	0	0	0	7	89,638
CROP & SOIL SCIENCES COLLEGE	0	0	7	413,214	0	0	0	0	0	0	7	413,214
CROP & SOIL SCIENCES GEORGIA	0	0	7	355,535	0	0	0	0	0	0	7	355,535
CTR APPLIED GEN TECH - COLLEGE	0	0	9	694,694	0	0	0	0	0	0	9	694,694
ENTOMOLOGY RESEARCH COASTAL	0	0	7	63,840	0	0	0	0	0	0	7	63,840
ENTOMOLOGY RESEARCH COLLEGE	0	0	10	189,579	0	0	0	0	0	0	10	189,579
ENTOMOLOGY RESEARCH GEORGIA	0	0	5	69,026	0	0	0	0	0	0	5	69,026
FOOD SCI & TECHNOLOGY COLLEGE	0	0	5	363,078	0	0	0	0	0	0	5	363,078
FOOD SCI & TECHNOLOGY-GEORGIA	0	0	3	58,935	0	0	0	0	0	0	3	58,935
GENERAL EXPENSE COASTAL	0	0	9	739,554	0	0	0	0	0	0	9	739,554
HORTICULTURE RESEARCH COLLEGE	0	0	6	55,559	0	0	0	0	0	0	6	55,559
HORTICULTURE RESEARCH GEORGIA	0	0	5	62,060	0	0	0	0	0	0	5	62,060
MOUNTAIN RSCH & ED CTR GEORGIA	0	0	1	28,579	0	0	0	0	0	0	1	28,579
OFFICE OF COLLEGE ADVANCEMENT	0	0	0	0	1	22,000	0	0	0	0	1	22,000
PLANT PATHOLOGY RESEARCH	0	0	7	174,326	0	0	0	0	0	0	7	174,326
PLANT PATHOLOGY RESRCH GEORGIA	0	0	11	89,352	0	0	0	0	0	0	11	89,352
PLANT PATHOLOGY RSCH COASTAL	0	0	5	50,500	0	0	0	0	0	0	5	50,500
POULTRY SCIENCE RSCH COLLEGE	0	0	6	11,600	0	0	0	0	0	0	6	11,600
	0	0	142	4,719,199	1	22,000	0	0	0	0	143	4,741,199
COLL OF AGRIC & ENV SCI - GEN												
ASSOC DEAN'S OFF ACADEMIC AFFAI	0	0	0	0	2	559,287	0	0	0	0	2	559,287
BIOLOGICAL AGRICUL ENGINEERING	0	0	0	0	4	11,056	0	0	0	0	4	11,056
CROP & SOIL SCIENCES	1	168	0	0	0	0	0	0	0	0	1	168
ENTOMOLOGY	1	2,400	0	0	1	3,600	0	0	0	0	2	6,000
ENVIRONMENTAL HEALTH SCI	3	40,540	0	0	1	12,049	0	0	0	0	4	52,589
EXTENSION FAMILY & CONSUMER SC	0	0	0	0	0	0	5	1,078,380	0	0	5	1,078,380

Major College & Department by Project Type
FY 2006 (First Quarter Only)

DEPARTMENT	GENERAL - RSCH		AGRICULTURE		INSTRUCTION		PUBLIC SERVICE		COOP EXTENSION		TOTAL	
	CNT	AMOUNT	CNT	AMOUNT	CNT	AMOUNT	CNT	AMOUNT	CNT	AMOUNT	CNT	AMOUNT
FOOD SCIENCE & TECHNOLOGY	0	0	0	0	1	276,000	0	0	0	0	1	276,000
OFF OF GLOBAL PROGRAMS - INST	0	0	0	0	2	77,117	0	0	0	0	2	77,117
	5	43,108	0	0	11	939,109	5	1,078,380	0	0	21	2,060,597
COLL OF JOURNALISM & MASS COMM												
COLL OF JOURNALISM & MASS COMM	3	62,738	0	0	12	1,249,211	3	215,647	0	0	18	1,527,596
	3	62,738	0	0	12	1,249,211	3	215,647	0	0	18	1,527,596
COLLEGE OF ARTS & SCIENCES												
ANTHROPOLOGY	4	42,624	0	0	2	23,348	0	0	0	0	6	65,972
ART	0	0	0	0	5	56,078	0	0	0	0	5	56,078
ARTS & SC-SPECIAL PROGRAMS	0	0	0	0	1	99,840	0	0	0	0	1	99,840
ARTS & SCIENCES - DEAN'S OFFICE	0	0	0	0	1	46,000	2	522	0	0	3	46,522
BIOCHEMISTRY & MOLECULAR BIOL	13	4,081,380	0	0	0	0	0	0	0	0	13	4,081,380
BIOLOGICAL SCIENCES	1	1	0	0	0	0	0	0	0	0	1	1
CELLULAR BIOLOGY	4	277,265	0	0	1	253	1	525	0	0	6	278,043
CHEMISTRY	8	633,845	0	0	0	0	0	0	0	0	8	633,845
COMPUTER SCIENCE	2	132,000	0	0	0	0	0	0	0	0	2	132,000
CTR FOR COMP QUANTUM CHEMISTRY	1	114,816	0	0	0	0	0	0	0	0	1	114,816
CTR FOR REMOTE SENSE & MAP SCI	1	0	0	0	0	0	0	0	0	0	1	0
DANCE	0	0	0	0	0	0	1	3,595	0	0	1	3,595
DRAMA AND THEATRE	0	0	0	0	1	10,000	0	0	0	0	1	10,000
ENGLISH	0	0	0	0	6	139,888	0	0	0	0	6	139,888
GENETICS	8	792,404	0	0	0	0	0	0	0	0	8	792,404
GEOGRAPHY	4	80,236	0	0	0	0	0	0	0	0	4	80,236
GEOLOGY	1	13,000	0	0	0	0	0	0	0	0	1	13,000
HISTORY	0	0	0	0	6	92,600	0	0	0	0	6	92,600
MATHEMATICS	0	0	0	0	3	22,330	0	0	0	0	3	22,330
MICROBIOLOGY	8	729,770	0	0	0	0	0	0	0	0	8	729,770
MUSEUM OF NATURAL HISTORY	1	764	0	0	1	3,902	0	0	0	0	2	4,666
MUSIC	2	30,000	0	0	6	68,561	0	0	0	0	8	98,561
PHYSICS AND ASTRONOMY	2	76,268	0	0	0	0	0	0	0	0	2	76,268
PLANT BIOLOGY	12	2,717,538	0	0	1	10,530	0	0	0	0	13	2,728,068
PSYCHOLOGY	1	124,467	0	0	5	78,907	0	0	0	0	6	203,374
RELIGION	1	1,400	0	0	1	2,500	0	0	0	0	2	3,900
SCHOOL OF MARINE PROGRAMS	5	801,373	0	0	0	0	0	0	0	0	5	801,373
SOCIOLOGY	1	0	0	0	0	0	0	0	0	0	1	0

Major College & Department by Project Type
FY 2006 (First Quarter Only)

DEPARTMENT	GENERAL - RSCH		AGRICULTURE		INSTRUCTION		PUBLIC SERVICE		COOP EXTENSION		TOTAL	
	CNT	AMOUNT	CNT	AMOUNT	CNT	AMOUNT	CNT	AMOUNT	CNT	AMOUNT	CNT	AMOUNT
SPEECH COMMUNICATION	0	0	0	0	0	0	2	55,019	0	0	2	55,019
STATISTICS	1	-5,944	0	0	0	0	0	0	0	0	1	-5,944
	81	10,643,207	0	0	40	654,737	6	59,661	0	0	127	11,357,605
COLLEGE OF EDUCATION												
COMM SCI & SPECIAL ED	2	584,205	0	0	1	37,300	1	0	0	0	4	621,505
COUNSELING & HUMAN DEVEL	6	144,875	0	0	0	0	3	5,973	0	0	9	150,848
ED PSYCHOLOGY & INST TECH	1	260,909	0	0	2	105,166	1	47,539	0	0	4	413,614
EDUCATION - DEAN'S OFFICE	1	60,876	0	0	5	1,064,706	7	2,679,534	0	0	13	3,805,116
ELEMENTARY & SOCIAL STUDIES	0	0	0	0	0	0	4	12,308	0	0	4	12,308
KINESIOLOGY	10	1,166,262	0	0	3	39,009	0	0	0	0	13	1,205,271
LANGUAGE & LITERACY ED	0	-14	0	0	0	0	0	0	0	0	0	-14
MATHEMATICS & SCIENCE ED	0	0	0	0	0	0	1	86,079	0	0	1	86,079
WKFORCE LEADERSHIP & SOC FND	1	195,863	0	0	0	0	1	35,824	0	0	2	231,687
	21	2,412,976	0	0	11	1,246,181	18	2,867,257	0	0	50	6,526,414
COLLEGE OF ENVIRONMENT & DESIGN												
INSTITUTE OF ECOLOGY	4	64,783	0	0	0	0	2	49,961	0	0	6	114,744
SCHOOL OF ENVIRONMENTAL DESIGN	1	0	0	0	0	0	1	90,000	0	0	2	90,000
	5	64,783	0	0	0	0	3	139,961	0	0	8	204,744
COLLEGE OF FAMILY & CONSUM SCI												
CHILD & FAMILY DEVELOPMENT	1	1,000	0	0	0	0	5	3,483	0	0	6	4,483
COLLEGE OF FAMILY & CONSUM SCI	0	0	0	0	1	4,668	3	193,423	0	0	4	198,091
FOOD & NUTRITION	3	26,870	0	0	3	26,000	1	30,000	0	0	7	82,870
HOUSING & CONSUMER ECONOMICS	2	31,965	0	0	0	0	1	5,000	0	0	3	36,965
INST ON HUMAN DEV & DISABILITY	0	0	0	0	2	500,000	2	31,312	0	0	4	531,312
TEXTILES-MERCHANDISE-INTERIORS	2	34,859	0	0	0	0	0	0	0	0	2	34,859
	8	94,694	0	0	6	530,668	12	263,218	0	0	26	888,580
COLLEGE OF PHARMACY												
CLINICAL AND ADMIN PHARMACY	4	454,941	0	0	0	0	1	40,000	0	0	5	494,941
COLLEGE OF PHARMACY	0	0	0	0	6	217,257	0	0	0	0	6	217,257
PHARMACEUTICAL & BIOMED SCIENC	8	188,467	0	0	0	0	0	0	0	0	8	188,467
	12	643,408	0	0	6	217,257	1	40,000	0	0	19	900,665

Major College & Department by Project Type
FY 2006 (First Quarter Only)

DEPARTMENT	GENERAL - RSCH		AGRICULTURE		INSTRUCTION		PUBLIC SERVICE		COOP EXTENSION		TOTAL	
	CNT	AMOUNT	CNT	AMOUNT	CNT	AMOUNT	CNT	AMOUNT	CNT	AMOUNT	CNT	AMOUNT
COLLEGE OF PUBLIC HEALTH												
GERONTOLOGY	3	1,646,709	0	0	0	0	0	0	0	0	3	1,646,709
HEALTH PROMOTION & BEHAVIOR	3	2,346,820	0	0	0	0	3	68,391	0	0	6	2,415,211
	6	3,993,529	0	0	0	0	3	68,391	0	0	9	4,061,920
COLLEGE OF VETERINARY MEDICINE												
ANATOMY AND RADIOLOGY	2	311,322	0	0	0	0	0	0	0	0	2	311,322
DIAGNOSTIC LABS STAFF BENEFITS	0	0	0	0	0	0	2	1	0	0	2	1
INFECTIOUS DISEASES	5	601,216	0	0	0	0	0	0	0	0	5	601,216
LARGE ANIMAL MEDICINE	6	219,581	0	0	0	0	0	0	0	0	6	219,581
PATHOLOGY	2	767	0	0	0	0	1	7,784	0	0	3	8,551
PHYSIOLOGY AND PHARMACOLOGY	6	626,538	0	0	0	0	0	0	0	0	6	626,538
POPULATION HEALTH	6	1,022,814	0	0	0	0	2	387,944	0	0	8	1,410,758
SMALL ANIMAL MEDICINE	6	261,988	0	0	0	0	0	0	0	0	6	261,988
TIFTON DIAGNOSTIC LAB	0	0	0	0	0	0	1	0	0	0	1	0
VET MED ANIMAL RESOURCES	1	0	0	0	0	0	0	0	0	0	1	0
VETERINARY MEDICINE-DEAN'S OFF	20	1,065,000	0	0	3	36,358	1	-8,142	0	0	24	1,093,216
WILDLIFE DISEASE STUDY	3	492,523	0	0	0	0	0	0	0	0	3	492,523
	57	4,601,749	0	0	3	36,358	7	387,587	0	0	67	5,025,694
COOPERATIVE EXTENSION SERVICE												
AG & APPLIED ECONOMICS-CES	0	0	0	0	0	0	0	0	2	1,000	2	1,000
ANIMAL SCIENCE - CES	0	0	0	0	0	0	0	0	1	1,000	1	1,000
ASSISTANT DEAN/GRIFFIN CAMPUS	0	0	0	0	0	0	0	0	1	33,828	1	33,828
ASSOC DEAN FOR EXTENSION	0	0	0	0	0	0	0	0	5	288,500	5	288,500
BIOLOGICAL AG ENG-CES	0	0	0	0	0	0	0	0	4	86,739	4	86,739
CONTINUING EDUCATION - CES	0	0	0	0	0	0	0	0	2	17,500	2	17,500
CROP AND SOIL SCIENCES-CES	0	0	0	0	0	0	0	0	9	140,187	9	140,187
ENTOMOLOGY-CES	0	0	0	0	0	0	0	0	8	128,822	8	128,822
HORTICULTURE-CES	0	0	0	0	0	0	0	0	2	6,000	2	6,000
NORTHEAST DISTRICT - CES	0	0	0	0	0	0	0	0	5	49,764	5	49,764
NORTHWEST DISTRICT - CES	0	0	0	0	0	0	0	0	16	402,067	16	402,067
PESTICIDE & HAZARDOUS WASTE LB	0	0	0	0	0	0	0	0	1	21,600	1	21,600
PLANT PATHOLOGY-CES	0	0	0	0	0	0	0	0	7	140,625	7	140,625
POULTRY SCIENCE-CES	0	0	0	0	0	0	0	0	3	33,720	3	33,720
SOUTHEAST DISTRICT - CES	0	0	0	0	0	0	0	0	3	31,839	3	31,839
SOUTHWEST DISTRICT - CES	0	0	0	0	0	0	0	0	3	126,024	3	126,024

Major College & Department by Project Type
FY 2006 (First Quarter Only)

DEPARTMENT	GENERAL - RSCH		AGRICULTURE		INSTRUCTION		PUBLIC SERVICE		COOP EXTENSION		TOTAL	
	CNT	AMOUNT	CNT	AMOUNT	CNT	AMOUNT	CNT	AMOUNT	CNT	AMOUNT	CNT	AMOUNT
WEST DISTRICT - CES	0	0	0	0	0	0	0	0	1	0	1	0
4-H AND YOUTH-CES	0	0	0	0	0	0	0	0	3	304,215	3	304,215
	0	0	0	0	0	0	0	0	76	1,813,430	76	1,813,430
SCH OF PUBLIC & INTL AFFAIRS												
CNTR FOR INTERNTL TRADE & SEC	8	73,649	0	0	0	0	6	511,765	0	0	14	585,414
GLOBIS CENTER	1	5,000	0	0	0	0	0	0	0	0	1	5,000
INTERNATIONAL AFFAIRS - SPIA	0	0	0	0	0	0	0	-222	0	0	0	-222
PUBLIC ADMIN & POLICY	1	21,000	0	0	0	0	1	5,045	0	0	2	26,045
SCH PUBLIC & INTRNTL AFFAIRS	1	750	0	0	1	5,394	0	0	0	0	2	6,144
	11	100,399	0	0	1	5,394	7	516,588	0	0	19	622,381
SCHOOL OF FOREST RESOURCES												
FORESTRY COOPERATIVE EXT SRVC	0	0	0	0	0	0	0	0	1	15,000	1	15,000
FORESTRY RESEARCH	10	430,883	0	0	0	0	0	0	0	0	10	430,883
SCHOOL OF FOREST RESOURCES	35	1,700,285	0	0	14	246,029	0	0	0	0	49	1,946,314
	45	2,131,168	0	0	14	246,029	0	0	1	15,000	60	2,392,197
SCHOOL OF LAW												
LAW SCHOOL LIBRARY	0	0	0	0	3	5,500	0	0	0	0	3	5,500
SCHOOL OF LAW	0	0	0	0	20	726,783	0	0	0	0	20	726,783
	0	0	0	0	23	732,283	0	0	0	0	23	732,283
SCHOOL OF SOCIAL WORK												
SCHOOL OF SOCIAL WORK	3	213,490	0	0	0	0	2	1,576,632	0	0	5	1,790,122
	3	213,490	0	0	0	0	2	1,576,632	0	0	5	1,790,122
SR VP ACADEMIC AFFAIRS UNITS												
EITS SPECIAL SYSTEMS SUPPORT	0	-1,009,599	0	0	0	0	0	0	0	0	0	-1,009,599
ENGINEERING	4	91,828	0	-5,000	1	104,451	0	0	0	0	5	191,279
GEORGIA MUSEUM OF ART	0	0	0	0	11	254,392	0	0	0	0	11	254,392
GRADUATE SCHOOL	0	0	0	0	2	108,424	0	0	0	0	2	108,424
HONORS PROGRAM	0	0	0	0	2	10,335	1	2,050	0	0	3	12,385
LIBRARIES-BOOKS	0	0	0	0	9	236,382	0	0	0	0	9	236,382
LIBRARIES-GENERAL OPERATIONS	1	0	0	0	2	58,967	1	-8	0	0	4	58,959
OFFICE INT'L AFFAIRS/EDUCATION	0	0	0	0	1	5,968	2	23,000	0	0	3	28,968

Major College & Department by Project Type
FY 2006 (First Quarter Only)

DEPARTMENT	GENERAL - RSCH		AGRICULTURE		INSTRUCTION		PUBLIC SERVICE		COOP EXTENSION		TOTAL	
	CNT	AMOUNT	CNT	AMOUNT	CNT	AMOUNT	CNT	AMOUNT	CNT	AMOUNT	CNT	AMOUNT
SR VP OFFICE ACADEMIC AFFAIRS	0	0	0	0	1	15,000	0	0	0	0	1	15,000
	5	-917,771	0	-5,000	29	793,919	4	25,042	0	0	38	-103,810
SR VP FOR EXTERNAL AFF UNITS												
CAREER CENTER	0	0	0	0	2	50,913	0	0	0	0	2	50,913
PUBLIC AFFAIRS	0	0	0	0	1	15,000	3	23,327	0	0	4	38,327
SR VP FOR EXTERNAL AFFAIRS	0	0	0	0	1	500,000	0	0	0	0	1	500,000
	0	0	0	0	4	565,913	3	23,327	0	0	7	589,240
SR VP FOR FINANCE & ADMIN												
FACILITIES PLANNING OFFICE	0	0	0	0	2	1,678,381	0	0	0	0	2	1,678,381
	0	0	0	0	2	1,678,381	0	0	0	0	2	1,678,381
TERRY COLLEGE OF BUSINESS												
BANKING AND FINANCE	0	0	0	0	3	10,770	0	0	0	0	3	10,770
ECONOMICS	0	0	0	0	6	89,370	0	0	0	0	6	89,370
INS/LEGAL STUD & REAL ESTATE	0	0	0	0	3	51,633	0	0	0	0	3	51,633
J M TULL SCH OF ACCOUNTING	0	0	0	0	4	162,779	0	0	0	0	4	162,779
MANAGEMENT	0	0	0	0	4	54,246	0	0	0	0	4	54,246
MANAGEMENT INFORMATION SYSTEMS	0	0	0	0	1	4,035	0	0	0	0	1	4,035
MARKETING AND DISTRIBUTION	0	0	0	0	1	204,824	0	0	0	0	1	204,824
SIMON S SELIG JR CTR ECON GROW	0	0	0	0	1	48,018	0	0	0	0	1	48,018
TERRY COLLEGE - DEAN'S OFFICE	2	97,746	0	0	24	748,795	0	0	0	0	26	846,541
	2	97,746	0	0	47	1,374,470	0	0	0	0	49	1,472,216
VP FOR INSTRUCTION UNITS												
DIV OF ACADEMIC ENHANCEMENT	0	0	0	0	0	0	3	1,093,807	0	0	3	1,093,807
INSTITUTE OF HIGHER EDUCATION	1	0	0	0	0	0	1	22,500	0	0	2	22,500
	1	0	0	0	0	0	4	1,116,307	0	0	5	1,116,307
VP FOR PUBSV & OUTREACH UNITS												
BOTANICAL GARDEN	0	0	0	0	0	0	6	107,110	0	0	6	107,110
CARL VINSON INSTITUTE OF GOVT	0	0	0	0	0	0	21	2,426,073	0	0	21	2,426,073
CONT ED: LEARNING SERVICES	0	0	0	0	0	0	1	-25,312	0	0	1	-25,312
FANNING INSTITUTE	0	0	0	0	0	0	3	669,500	0	0	3	669,500
MARINE EXTENSION SERVICE	0	0	0	0	0	0	3	73,821	0	0	3	73,821
OFFICE OF ACAD SPECIAL PROGRAM	0	0	0	0	1	10,400	0	0	0	0	1	10,400

Major College & Department by Project Type
FY 2006 (First Quarter Only)

DEPARTMENT	GENERAL - RSCH		AGRICULTURE		INSTRUCTION		PUBLIC SERVICE		COOP EXTENSION		TOTAL	
	CNT	AMOUNT	CNT	AMOUNT	CNT	AMOUNT	CNT	AMOUNT	CNT	AMOUNT	CNT	AMOUNT
SMALL BUSINESS DEVELOPMENT CTR	0	0	0	0	0	0	35	24,411	0	0	35	24,411
	0	0	0	0	1	10,400	69	3,275,603	0	0	70	3,286,003
VP FOR RESEARCH UNITS												
BIOMED & HEALTH SCI INSTITUTE	6	-12,466	0	0	0	0	0	0	0	0	6	-12,466
CANCER CENTER OF EXCELLENCE	2	140,400	0	0	0	0	0	0	0	0	2	140,400
COMPLEX CARBOHYDRATE CENTER	16	3,643,722	0	0	0	0	0	0	0	0	16	3,643,722
CTR APPLIED GEN TECH - RI	4	213,179	0	0	0	0	0	0	0	0	4	213,179
CTR TROP EMERGING GLOB DISEASE	2	325,117	0	0	0	0	0	0	0	0	2	325,117
INSTITUTE FOR BEHAVIORAL RSCH	13	5,510,931	0	0	0	0	0	0	0	0	13	5,510,931
INSTITUTE OF ECOLOGY-RESEARCH	5	170,277	0	0	0	0	0	0	0	0	5	170,277
MARINE INSTITUTE	4	20,331	0	0	0	0	0	0	0	0	4	20,331
SAVANNAH RIVER ECOLOGY LAB	10	323,728	0	0	0	0	0	0	0	0	10	323,728
SEA GRANT PROGRAM	5	136,593	0	0	0	0	0	0	0	0	5	136,593
UGARF SR FACULTY RSCH GRANT	11	1,284,726	0	0	0	0	0	0	0	0	11	1,284,726
VP OFFICE FOR RESEARCH	1	199,346	0	0	0	0	0	0	0	0	1	199,346
	79	11,955,884	0	0	0	0	0	0	0	0	79	11,955,884
VP FOR STUDENT AFFAIRS UNITS												
RECREATIONAL SPORTS	0	0	0	0	1	69,999	0	0	0	0	1	69,999
STUDENT ACTIVITIES - PROGRAMS	0	0	0	0	1	4,002	0	0	0	0	1	4,002
VP OFFICE FOR STUDENT AFFAIRS	0	0	0	0	0	0	1	200,000	0	0	1	200,000
	0	0	0	0	2	74,001	1	200,000	0	0	3	274,001
GRAND TOTAL	344	36,141,108	142	4,714,199	213	10,376,311	148	11,853,601	77	1,828,430	924	64,913,650

Major College & Department by Project Type
FY 2006 (First & Second Quarters)

DEPARTMENT	GENERAL - RSCH		AGRICULTURE		INSTRUCTION		PUBLIC SERVICE		COOP EXTENSION		TOTAL	
	CNT	AMOUNT	CNT	AMOUNT	CNT	AMOUNT	CNT	AMOUNT	CNT	AMOUNT	CNT	AMOUNT
COLL OF AGRIC & ENV SCI - AES												
AG & APPLIED ECON RSCH COLLEGE	0	0	5	103,042	0	0	0	0	0	0	5	103,042
AG & APPLIED ECON RSCH GEORGIA	0	0	2	50,540	0	0	0	0	0	0	2	50,540
ANIMAL SCIENCE RSCH COASTAL	0	0	7	89,203	0	0	0	0	0	0	7	89,203
ANIMAL SCIENCE RSCH COLLEGE	0	0	19	1,035,364	0	0	0	0	0	0	19	1,035,364
ASSIST DEAN'S OFF - COASTAL	0	0	1	208,500	0	0	0	0	0	0	1	208,500
ASSIST DEAN'S OFF - GEORGIA	0	0	5	514,231	0	0	0	0	0	0	5	514,231
BIOLOGICAL AG ENG RSCH COASTAL	0	0	3	655,000	0	0	0	0	0	0	3	655,000
BIOLOGICAL AG ENG RSCH COLLEGE	0	0	10	163,057	0	0	0	0	0	0	10	163,057
BIOLOGICAL AG ENG RSCH GEORGIA	0	0	5	156,485	0	0	0	0	0	0	5	156,485
CENTER FOR FOOD SAFETY-GEORGIA	0	0	12	435,331	0	0	0	0	0	0	12	435,331
CROP & SOIL SCIENCES COASTAL	0	0	12	198,106	0	0	0	0	0	0	12	198,106
CROP & SOIL SCIENCES COLLEGE	0	0	14	618,929	0	0	0	0	0	0	14	618,929
CROP & SOIL SCIENCES GEORGIA	0	0	11	424,364	0	0	0	0	0	0	11	424,364
CTR APPLIED GEN TECH - COLLEGE	0	0	18	1,552,752	0	0	0	0	0	0	18	1,552,752
ENTOMOLOGY RESEARCH COASTAL	0	0	13	119,142	0	0	0	0	0	0	13	119,142
ENTOMOLOGY RESEARCH COLLEGE	0	0	23	818,819	0	0	0	0	0	0	23	818,819
ENTOMOLOGY RESEARCH GEORGIA	0	0	10	182,921	0	0	0	0	0	0	10	182,921
FOOD SCI & TECHNOLOGY COLLEGE	0	0	9	667,590	0	0	0	0	0	0	9	667,590
FOOD SCI & TECHNOLOGY-GEORGIA	0	0	7	221,658	0	0	0	0	0	0	7	221,658
GENERAL EXPENSE COASTAL	0	0	13	874,565	0	0	0	0	0	0	13	874,565
HORTICULTURE RESEARCH COASTAL	0	0	2	39,150	0	0	0	0	0	0	2	39,150
HORTICULTURE RESEARCH COLLEGE	0	0	17	132,115	0	0	0	0	0	0	17	132,115
HORTICULTURE RESEARCH GEORGIA	0	0	6	64,060	0	0	0	0	0	0	6	64,060
MOUNTAIN RSCH & ED CTR GEORGIA	0	0	2	28,599	0	0	0	0	0	0	2	28,599
OFF OF GLOBAL PROGRAMS - RSCH	0	0	1	2,550,000	0	0	0	0	0	0	1	2,550,000
OFFICE OF COLLEGE ADVANCEMENT	0	0	0	0	1	22,000	0	0	0	0	1	22,000
PLANT PATHOLOGY RESEARCH	0	0	10	579,054	0	0	0	0	0	0	10	579,054
PLANT PATHOLOGY RESRCH GEORGIA	0	0	14	87,711	0	0	0	0	0	0	14	87,711
PLANT PATHOLOGY RSCH COASTAL	0	0	12	137,600	0	0	0	0	0	0	12	137,600
POULTRY SCIENCE RSCH COLLEGE	0	0	12	50,488	0	0	0	0	0	0	12	50,488
TIFTON - INSTRUCTION	0	0	0	0	1	75,520	0	0	0	0	1	75,520
	0	0	275	12,758,376	2	97,520	0	0	0	0	277	12,855,896
COLL OF AGRIC & ENV SCI - GEN												
AG. LEAD, EDUC & COMM	0	0	0	0	1	70,568	0	0	0	0	1	70,568
ASSOC DEAN'S OFF ACADEMIC AFFAI	0	0	0	0	2	559,287	0	0	0	0	2	559,287

Major College & Department by Project Type
FY 2006 (First & Second Quarters)

DEPARTMENT	GENERAL - RSCH		AGRICULTURE		INSTRUCTION		PUBLIC SERVICE		COOP EXTENSION		TOTAL	
	CNT	AMOUNT	CNT	AMOUNT	CNT	AMOUNT	CNT	AMOUNT	CNT	AMOUNT	CNT	AMOUNT
BIOLOGICAL AGRICUL ENGINEERING	1	200	0	0	5	11,606	0	0	0	0	6	11,806
CROP & SOIL SCIENCES	1	168	0	0	0	0	0	0	0	0	1	168
ENTOMOLOGY	2	40,400	0	0	1	3,600	0	0	0	0	3	44,000
ENVIRONMENTAL HEALTH SCI	6	150,162	0	0	1	12,049	0	0	0	0	7	162,211
EXTENSION FAMILY & CONSUMER SC	0	0	0	0	0	0	8	2,044,243	0	0	8	2,044,243
FOOD SCIENCE & TECHNOLOGY	0	0	0	0	1	276,000	0	0	0	0	1	276,000
OFF OF GLOBAL PROGRAMS - INST	0	0	0	0	4	125,617	0	0	0	0	4	125,617
	10	190,930	0	0	15	1,058,727	8	2,044,243	0	0	33	3,293,900
COLL OF JOURNALISM & MASS COMM												
COLL OF JOURNALISM & MASS COMM	3	62,738	0	0	15	1,291,691	3	215,647	0	0	21	1,570,076
NEW MEDIA INSTITUTE	1	40,000	0	0	0	0	0	0	0	0	1	40,000
	4	102,738	0	0	15	1,291,691	3	215,647	0	0	22	1,610,076
COLLEGE OF ARTS & SCIENCES												
ANTHROPOLOGY	8	139,124	0	0	3	32,348	2	31,900	0	0	13	203,372
ART	0	0	0	0	5	56,078	0	0	0	0	5	56,078
ARTS & SC-SPECIAL PROGRAMS	0	0	0	0	1	99,840	0	0	0	0	1	99,840
ARTS & SCIENCES - DEAN'S OFFICE	0	0	0	0	1	46,000	3	1,522	0	0	4	47,522
BIOCHEMISTRY & MOLECULAR BIOL	20	4,501,063	0	0	0	0	0	0	0	0	20	4,501,063
BIOLOGICAL SCIENCES	1	1	0	0	0	0	0	0	0	0	1	1
CELLULAR BIOLOGY	5	337,265	0	0	1	253	1	525	0	0	7	338,043
CHEMISTRY	11	920,885	0	0	1	17,037	0	0	0	0	12	937,922
COMPUTER SCIENCE	2	132,000	0	0	0	0	0	0	0	0	2	132,000
CTR FOR COMP QUANTUM CHEMISTRY	1	114,816	0	0	0	0	0	0	0	0	1	114,816
CTR FOR REMOTE SENSE & MAP SCI	2	5,000	0	0	0	0	0	0	0	0	2	5,000
DANCE	0	0	0	0	0	0	1	3,595	0	0	1	3,595
DRAMA AND THEATRE	0	0	0	0	1	10,000	0	0	0	0	1	10,000
ENGLISH	1	25,000	0	0	6	139,888	0	0	0	0	7	164,888
GENETICS	13	1,199,005	0	0	0	0	0	0	0	0	13	1,199,005
GEOGRAPHY	7	266,132	0	0	0	0	0	0	0	0	7	266,132
GEOLOGY	1	13,000	0	0	0	0	0	0	0	0	1	13,000
HISTORY	0	0	0	0	7	108,600	0	0	0	0	7	108,600
MATHEMATICS	0	0	0	0	3	22,330	0	0	0	0	3	22,330
MICROBIOLOGY	10	1,079,770	0	0	1	13,200	0	0	0	0	11	1,092,970
MUSEUM OF NATURAL HISTORY	1	764	0	0	1	3,902	0	0	0	0	2	4,666
MUSIC	2	30,000	0	0	9	107,651	0	0	0	0	11	137,651

Major College & Department by Project Type
FY 2006 (First & Second Quarters)

DEPARTMENT	GENERAL - RSCH		AGRICULTURE		INSTRUCTION		PUBLIC SERVICE		COOP EXTENSION		TOTAL	
	CNT	AMOUNT	CNT	AMOUNT	CNT	AMOUNT	CNT	AMOUNT	CNT	AMOUNT	CNT	AMOUNT
PHYSICS AND ASTRONOMY	6	542,387	0	0	0	0	0	0	0	0	6	542,387
PLANT BIOLOGY	15	4,703,314	0	0	1	10,530	0	0	0	0	16	4,713,844
PSYCHOLOGY	3	156,399	0	0	5	78,907	0	0	0	0	8	235,306
RELIGION	1	1,400	0	0	1	2,500	0	0	0	0	2	3,900
SCHOOL OF MARINE PROGRAMS	13	1,385,018	0	0	0	0	0	0	0	0	13	1,385,018
SOCIOLOGY	2	10,022	0	0	0	0	0	0	0	0	2	10,022
SPEECH COMMUNICATION	0	0	0	0	0	0	2	55,019	0	0	2	55,019
STATISTICS	2	1,207	0	0	0	0	0	0	0	0	2	1,207
	127	15,563,572	0	0	47	749,064	9	92,561	0	0	183	16,405,197
COLLEGE OF EDUCATION												
COMM SCI & SPECIAL ED	3	588,205	0	0	2	37,303	1	0	0	0	6	625,508
COUNSELING & HUMAN DEVEL	6	144,875	0	0	1	1,500	5	54,723	0	0	12	201,098
ED PSYCHOLOGY & INST TECH	1	260,909	0	0	2	105,166	1	47,539	0	0	4	413,614
EDUCATION - DEAN'S OFFICE	1	60,876	0	0	8	3,237,438	14	6,633,577	0	0	23	9,931,891
ELEMENTARY & SOCIAL STUDIES	0	0	0	0	1	47,501	5	34,308	0	0	6	81,809
KINESIOLOGY	14	1,216,940	0	0	5	46,099	0	0	0	0	19	1,263,039
LANGUAGE & LITERACY ED	0	-14	0	0	2	354,505	0	0	0	0	2	354,491
LIFELONG ED, ADMIN & POLICY	0	0	0	0	0	0	2	327,381	0	0	2	327,381
MATHEMATICS & SCIENCE ED	0	0	0	0	0	0	1	86,079	0	0	1	86,079
WKFORCE LEADERSHIP & SOC FND	1	195,863	0	0	0	0	1	35,824	0	0	2	231,687
	26	2,467,654	0	0	21	3,829,512	30	7,219,431	0	0	77	13,516,597
COLLEGE OF ENVIRONMENT & DESIGN												
COLLEGE ENVIRONMENT & DESIGN	0	0	0	0	1	20,907	0	0	0	0	1	20,907
INSTITUTE OF ECOLOGY	11	1,475,291	0	0	1	10,175	2	49,961	0	0	14	1,535,427
SCHOOL OF ENVIRONMENTAL DESIGN	2	8,000	0	0	0	0	3	216,000	0	0	5	224,000
	13	1,483,291	0	0	2	31,082	5	265,961	0	0	20	1,780,334
COLLEGE OF FAMILY & CONSUM SCI												
CHILD & FAMILY DEVELOPMENT	1	1,000	0	0	0	0	10	816,060	0	0	11	817,060
COLLEGE OF FAMILY & CONSUM SCI	0	0	0	0	1	4,668	5	196,646	0	0	6	201,314
FOOD & NUTRITION	4	39,776	0	0	3	26,000	7	322,985	0	0	14	388,761
HOUSING & CONSUMER ECONOMICS	3	94,627	0	0	0	0	2	80,000	0	0	5	174,627
INST ON HUMAN DEV & DISABILITY	0	0	0	0	2	500,000	7	1,113,512	0	0	9	1,613,512
TEXTILES-MERCHANDISE-INTERIORS	2	34,859	0	0	0	0	0	0	0	0	2	34,859
	10	170,262	0	0	6	530,668	31	2,529,203	0	0	47	3,230,133

Major College & Department by Project Type
FY 2006 (First & Second Quarters)

DEPARTMENT	GENERAL - RSCH		AGRICULTURE		INSTRUCTION		PUBLIC SERVICE		COOP EXTENSION		TOTAL	
	CNT	AMOUNT	CNT	AMOUNT	CNT	AMOUNT	CNT	AMOUNT	CNT	AMOUNT	CNT	AMOUNT
COLLEGE OF PHARMACY												
CLINICAL AND ADMIN PHARMACY	6	648,466	0	0	0	0	1	40,000	0	0	7	688,466
COLLEGE OF PHARMACY	0	0	0	0	6	201,057	0	0	0	0	6	201,057
PHARMACEUTICAL & BIOMED SCIENC	15	694,648	0	0	1	115,000	0	0	0	0	16	809,648
	21	1,343,114	0	0	7	316,057	1	40,000	0	0	29	1,699,171
COLLEGE OF PUBLIC HEALTH												
GERONTOLOGY	4	1,988,374	0	0	3	2,094	0	0	0	0	7	1,990,468
HEALTH PROMOTION & BEHAVIOR	5	2,662,088	0	0	0	0	4	245,491	0	0	9	2,907,579
	9	4,650,462	0	0	3	2,094	4	245,491	0	0	16	4,898,047
COLLEGE OF VETERINARY MEDICINE												
ANATOMY AND RADIOLOGY	2	311,231	0	0	0	0	0	0	0	0	2	311,231
ATHENS DIAGNOSTIC LAB	0	0	0	0	0	0	1	31,250	0	0	1	31,250
DIAGNOSTIC LABS STAFF BENEFITS	0	0	0	0	0	0	2	1	0	0	2	1
INFECTIOUS DISEASES	9	1,056,928	0	0	0	0	0	0	0	0	9	1,056,928
LARGE ANIMAL MEDICINE	6	219,581	0	0	0	0	0	0	0	0	6	219,581
PATHOLOGY	6	8,881	0	0	2	78,180	1	7,784	0	0	9	94,845
PHYSIOLOGY AND PHARMACOLOGY	9	662,049	0	0	0	0	0	0	0	0	9	662,049
POPULATION HEALTH	13	1,210,439	0	0	0	0	2	387,944	0	0	15	1,598,383
SMALL ANIMAL MEDICINE	10	480,789	0	0	0	0	0	0	0	0	10	480,789
TIFTON DIAGNOSTIC LAB	0	0	0	0	0	0	1	0	0	0	1	0
VET MED ANIMAL RESOURCES	1	0	0	0	0	0	0	0	0	0	1	0
VETERINARY MEDICINE-DEAN'S OFF	26	1,085,212	0	0	6	397,658	1	-8,142	0	0	33	1,474,728
WILDLIFE DISEASE STUDY	5	574,743	0	0	0	0	1	200,000	0	0	6	774,743
	87	5,609,853	0	0	8	475,838	9	618,837	0	0	104	6,704,528
COOPERATIVE EXTENSION SERVICE												
AG & APPLIED ECONOMICS-CES	0	0	0	0	0	0	0	0	6	118,546	6	118,546
ANIMAL SCIENCE - CES	0	0	0	0	0	0	0	0	1	1,000	1	1,000
ASSISTANT DEAN/GRIFFIN CAMPUS	0	0	0	0	0	0	0	0	2	76,648	2	76,648
ASSOC DEAN FOR EXTENSION	0	0	0	0	0	0	0	0	9	629,234	9	629,234
BIOLOGICAL AG ENG-CES	0	0	0	0	0	0	0	0	10	378,454	10	378,454
CONTINUING EDUCATION - CES	0	0	0	0	0	0	0	0	2	17,500	2	17,500
CROP AND SOIL SCIENCES-CES	0	0	0	0	0	0	0	0	24	394,187	24	394,187
ENTOMOLOGY-CES	0	0	0	0	0	0	0	0	23	303,678	23	303,678

Major College & Department by Project Type
FY 2006 (First & Second Quarters)

DEPARTMENT	GENERAL - RSCH		AGRICULTURE		INSTRUCTION		PUBLIC SERVICE		COOP EXTENSION		TOTAL	
	CNT	AMOUNT	CNT	AMOUNT	CNT	AMOUNT	CNT	AMOUNT	CNT	AMOUNT	CNT	AMOUNT
EXT FAMILY & CONSUMER SCI	0	0	0	0	0	0	0	0	1	11,075	1	11,075
FOOD SCI & TECHNOLOGY-CES	0	0	0	0	0	0	0	0	1	26,000	1	26,000
HORTICULTURE-CES	0	0	0	0	0	0	0	0	4	10,000	4	10,000
NORTHEAST DISTRICT - CES	0	0	0	0	0	0	0	0	6	62,376	6	62,376
NORTHWEST DISTRICT - CES	0	0	0	0	0	0	0	0	19	386,946	19	386,946
OFFICE OF INFORM TECHNOLOGY	0	0	0	0	0	0	0	0	1	37,500	1	37,500
PESTICIDE & HAZARDOUS WASTE LB	0	0	0	0	0	0	0	0	1	21,600	1	21,600
PLANT PATHOLOGY-CES	0	0	0	0	0	0	0	0	15	207,564	15	207,564
POULTRY SCIENCE-CES	0	0	0	0	0	0	0	0	3	33,720	3	33,720
SOUTHEAST DISTRICT - CES	0	0	0	0	0	0	0	0	5	63,543	5	63,543
SOUTHWEST DISTRICT - CES	0	0	0	0	0	0	0	0	4	138,903	4	138,903
WEST DISTRICT - CES	0	0	0	0	0	0	0	0	1	0	1	0
4-H AND YOUTH-CES	0	0	0	0	0	0	0	0	5	549,215	5	549,215
	0	0	0	0	0	0	0	0	143	3,467,689	143	3,467,689
GENERAL INSTITUTIONAL EXPENSE												
GENERAL INSTITUTIONAL EXPENSE	1	229,691	0	0	0	0	0	0	0	0	1	229,691
	1	229,691	0	0	0	0	0	0	0	0	1	229,691
OFFICE OF THE PRESIDENT												
PRESIDENTS OFFICE	0	0	0	0	1	400	0	0	0	0	1	400
	0	0	0	0	1	400	0	0	0	0	1	400
SCH OF PUBLIC & INTL AFFAIRS												
CNTR FOR INTERNTL TRADE & SEC	14	850,295	0	0	0	0	9	654,913	0	0	23	1,505,208
GLOBIS CENTER	1	5,000	0	0	0	0	0	0	0	0	1	5,000
INTERNATIONAL AFFAIRS - SPIA	0	-306	0	0	0	0	0	-444	0	0	0	-750
PUBLIC ADMIN & POLICY	1	21,000	0	0	0	0	1	5,045	0	0	2	26,045
SCH PUBLIC & INTRNTL AFFAIRS	2	1,410	0	0	1	5,394	0	0	0	0	3	6,804
	18	877,399	0	0	1	5,394	10	659,514	0	0	29	1,542,307
SCHOOL OF FOREST RESOURCES												
FORESTRY COOPERATIVE EXT SRVC	0	0	0	0	0	0	0	0	7	224,905	7	224,905
FORESTRY RESEARCH	24	1,142,286	0	0	0	0	0	0	0	0	24	1,142,286
SCHOOL OF FOREST RESOURCES	47	1,892,838	0	0	18	318,750	1	143,411	0	0	66	2,354,999
	71	3,035,124	0	0	18	318,750	1	143,411	7	224,905	97	3,722,190

Major College & Department by Project Type
FY 2006 (First & Second Quarters)

DEPARTMENT	GENERAL - RSCH		AGRICULTURE		INSTRUCTION		PUBLIC SERVICE		COOP EXTENSION		TOTAL	
	CNT	AMOUNT	CNT	AMOUNT	CNT	AMOUNT	CNT	AMOUNT	CNT	AMOUNT	CNT	AMOUNT
SCHOOL OF LAW												
LAW SCHOOL LIBRARY	0	0	0	0	3	5,500	0	0	0	0	3	5,500
SCHOOL OF LAW	0	0	0	0	22	738,013	0	0	0	0	22	738,013
	0	0	0	0	25	743,513	0	0	0	0	25	743,513
SCHOOL OF SOCIAL WORK												
SCHOOL OF SOCIAL WORK	4	338,337	0	0	1	642,391	3	1,576,644	0	0	8	2,557,372
	4	338,337	0	0	1	642,391	3	1,576,644	0	0	8	2,557,372
SR VP ACADEMIC AFFAIRS UNITS												
EITS SPECIAL SYSTEMS SUPPORT	0	-1,009,599	0	0	0	0	0	0	0	0	0	-1,009,599
ENGINEERING	6	1,619,899	0	-5,000	1	104,451	0	0	0	0	7	1,719,350
GEORGIA MUSEUM OF ART	1	1,011	0	0	17	469,365	0	0	0	0	18	470,376
GRADUATE SCHOOL	0	0	0	0	3	352,424	0	0	0	0	3	352,424
HONORS PROGRAM	1	25,000	0	0	4	20,635	1	2,050	0	0	6	47,685
LIBRARIES-BOOKS	0	0	0	0	13	272,132	0	0	0	0	13	272,132
LIBRARIES-GENERAL OPERATIONS	2	6,820	0	0	2	58,967	3	763,319	0	0	7	829,106
OFFICE INT'L AFFAIRS/EDUCATION	0	0	0	0	2	23,468	2	23,000	0	0	4	46,468
SR VP OFFICE ACADEMIC AFFAIRS	0	0	0	0	1	15,000	0	0	0	0	1	15,000
UNIVERSITY PRESS	0	0	0	0	0	0	2	18,248	0	0	2	18,248
	10	643,131	0	-5,000	43	1,316,442	8	806,617	0	0	61	2,761,190
SR VP FOR EXTERNAL AFF UNITS												
CAREER CENTER	0	0	0	0	2	50,913	0	0	0	0	2	50,913
PUBLIC AFFAIRS	0	0	0	0	1	15,000	6	48,097	0	0	7	63,097
SR VP FOR EXTERNAL AFFAIRS	0	0	0	0	2	500,001	0	0	0	0	2	500,001
	0	0	0	0	5	565,914	6	48,097	0	0	11	614,011
SR VP FOR FINANCE & ADMIN												
FACILITIES PLANNING OFFICE	0	0	0	0	2	1,678,381	0	0	0	0	2	1,678,381
PAYROLL DEPARTMENT	0	0	0	0	2	0	0	0	0	0	2	0
	0	0	0	0	4	1,678,381	0	0	0	0	4	1,678,381
TERRY COLLEGE OF BUSINESS												
BANKING AND FINANCE	0	0	0	0	3	10,770	0	0	0	0	3	10,770
ECONOMICS	0	0	0	0	6	89,370	0	0	0	0	6	89,370
INS/LEGAL STUD & REAL ESTATE	0	0	0	0	3	51,633	0	0	0	0	3	51,633

Major College & Department by Project Type
FY 2006 (First & Second Quarters)

DEPARTMENT	GENERAL - RSCH		AGRICULTURE		INSTRUCTION		PUBLIC SERVICE		COOP EXTENSION		TOTAL	
	CNT	AMOUNT	CNT	AMOUNT	CNT	AMOUNT	CNT	AMOUNT	CNT	AMOUNT	CNT	AMOUNT
J M TULL SCH OF ACCOUNTING	0	0	0	0	4	162,779	0	0	0	0	4	162,779
MANAGEMENT	0	0	0	0	4	54,246	0	0	0	0	4	54,246
MANAGEMENT INFORMATION SYSTEMS	0	0	0	0	1	4,035	0	0	0	0	1	4,035
MARKETING AND DISTRIBUTION	0	0	0	0	1	204,824	0	0	0	0	1	204,824
SIMON S SELIG JR CTR ECON GROW	0	0	0	0	1	48,018	2	25,000	0	0	3	73,018
TERRY COLLEGE - DEAN'S OFFICE	2	97,746	0	0	28	1,266,988	0	0	0	0	30	1,364,734
	2	97,746	0	0	51	1,892,663	2	25,000	0	0	55	2,015,409
VP FOR INSTRUCTION UNITS												
DIV OF ACADEMIC ENHANCEMENT	0	0	0	0	0	0	3	1,093,807	0	0	3	1,093,807
INSTITUTE OF HIGHER EDUCATION	1	0	0	0	0	0	2	31,500	0	0	3	31,500
	1	0	0	0	0	0	5	1,125,307	0	0	6	1,125,307
VP FOR PUBSV & OUTREACH UNITS												
BOTANICAL GARDEN	0	0	0	0	0	0	9	131,030	0	0	9	131,030
CARL VINSON INSTITUTE OF GOVT	0	0	0	0	0	0	30	2,762,511	0	0	30	2,762,511
CONT ED: LEARNING SERVICES	0	0	0	0	0	0	3	298,793	0	0	3	298,793
FANNING INSTITUTE	0	0	0	0	0	0	4	711,500	0	0	4	711,500
MARINE EXTENSION SERVICE	1	57,159	0	0	0	0	8	116,256	0	0	9	173,415
OFC OF INFO TECH OUTREACH SERV	0	0	0	0	0	0	2	276,120	0	0	2	276,120
OFFICE OF ACAD SPECIAL PROGRAM	0	0	0	0	1	10,400	1	19,500	0	0	2	29,900
SMALL BUSINESS DEVELOPMENT CTR	0	0	0	0	0	0	67	76,309	0	0	67	76,309
	1	57,159	0	0	1	10,400	124	4,392,019	0	0	126	4,459,578
VP FOR RESEARCH UNITS												
BIOMED & HEALTH SCI INSTITUTE	15	1,214,547	0	0	0	0	1	1,000	0	0	16	1,215,547
CANCER CENTER OF EXCELLENCE	2	140,400	0	0	0	0	0	0	0	0	2	140,400
COMPLEX CARBOHYDRATE CENTER	25	4,128,821	0	0	0	0	0	0	0	0	25	4,128,821
CTR APPLIED GEN TECH - RI	7	775,177	0	0	0	0	0	0	0	0	7	775,177
CTR TROP EMERGING GLOB DISEASE	5	905,688	0	0	0	0	0	0	0	0	5	905,688
INSTITUTE FOR BEHAVIORAL RSCH	25	7,417,649	0	0	0	0	0	0	0	0	25	7,417,649
INSTITUTE OF ECOLOGY-RESEARCH	8	365,359	0	0	0	0	1	50,000	0	0	9	415,359
MARINE INSTITUTE	9	96,020	0	0	0	0	0	0	0	0	9	96,020
SAVANNAH RIVER ECOLOGY LAB	28	2,339,329	0	0	0	0	0	0	0	0	28	2,339,329
SEA GRANT PROGRAM	6	137,048	0	0	0	0	0	0	0	0	6	137,048

Major College & Department by Project Type
FY 2006 (First & Second Quarters)

DEPARTMENT	GENERAL - RSCH		AGRICULTURE		INSTRUCTION		PUBLIC SERVICE		COOP EXTENSION		TOTAL	
	CNT	AMOUNT	CNT	AMOUNT	CNT	AMOUNT	CNT	AMOUNT	CNT	AMOUNT	CNT	AMOUNT
UGARF SR FACULTY RSCH GRANT	15	4,784,726	0	0	0	0	0	0	0	0	15	4,784,726
VP OFFICE FOR RESEARCH	2	293,562	0	0	0	0	0	0	0	0	2	293,562
	147	22,598,326	0	0	0	0	2	51,000	0	0	149	22,649,326
VP FOR STUDENT AFFAIRS UNITS												
RECREATIONAL SPORTS	0	0	0	0	1	69,999	0	0	0	0	1	69,999
STUDENT ACTIVITIES	0	0	0	0	0	0	1	17,800	0	0	1	17,800
STUDENT ACTIVITIES - PROGRAMS	0	0	0	0	1	4,002	0	0	0	0	1	4,002
VP OFFICE FOR STUDENT AFFAIRS	1	2,323	0	0	0	0	1	200,000	0	0	2	202,323
	1	2,323	0	0	2	74,001	2	217,800	0	0	5	294,124
GRAND TOTAL	563	59,461,112	275	12,753,376	278	15,630,502	263	22,316,783	150	3,692,594	1529	113,854,368

MAJOR COLLEGE & DEPARTMENT BY PROJECT TYPE

FY 2006

DEPARTMENT	GENERAL - RSCH		AGRICULTURE		INSTRUCTION		PUBLIC SERVICE		COOP EXTENSION		TOTAL	
	CNT	AMOUNT	CNT	AMOUNT	CNT	AMOUNT	CNT	AMOUNT	CNT	AMOUNT	CNT	AMOUNT
COLL OF AGRIC & ENV SCI - AES												
AG & APPLIED ECON RSCH COLLEGE	1	7,000	7	133,042	0	0	0	0	0	0	8	140,042
AG & APPLIED ECON RSCH GEORGIA	0	0	7	200,740	0	0	0	0	0	0	7	200,740
ANIMAL SCIENCE RSCH COASTAL	0	0	9	89,460	0	0	0	0	0	0	9	89,460
ANIMAL SCIENCE RSCH COLLEGE	0	0	41	1,368,457	0	0	0	0	0	0	41	1,368,457
ASSIST DEAN'S OFF - COASTAL	0	0	2	221,000	0	0	0	0	0	0	2	221,000
ASSIST DEAN'S OFF - GEORGIA	0	0	7	3,304,429	0	0	0	0	0	0	7	3,304,429
ASSOC DEAN'S OFF RSCH - GENERAL	0	0	1	4,519,906	0	0	0	0	0	0	1	4,519,906
BIOLOGICAL AG ENG RSCH COASTAL	0	0	8	728,000	0	0	0	0	0	0	8	728,000
BIOLOGICAL AG ENG RSCH COLLEGE	0	0	12	280,057	0	0	0	0	0	0	12	280,057
BIOLOGICAL AG ENG RSCH GEORGIA	0	0	16	885,327	0	0	0	0	0	0	16	885,327
CENTER FOR FOOD SAFETY-GEORGIA	0	0	26	657,485	0	0	0	0	0	0	26	657,485
CROP & SOIL SCIENCES COASTAL	0	0	41	653,306	0	0	0	0	0	0	41	653,306
CROP & SOIL SCIENCES COLLEGE	0	0	28	773,255	0	0	0	0	0	0	28	773,255
CROP & SOIL SCIENCES GEORGIA	0	0	28	884,388	0	0	0	0	0	0	28	884,388
CTR APPLIED GEN TECH - COLLEGE	0	0	33	2,070,992	0	0	0	0	0	0	33	2,070,992
ENTOMOLOGY RESEARCH COASTAL	0	0	27	763,472	0	0	0	0	0	0	27	763,472
ENTOMOLOGY RESEARCH COLLEGE	0	0	36	1,251,743	0	0	0	0	0	0	36	1,251,743
ENTOMOLOGY RESEARCH GEORGIA	0	0	20	276,572	0	0	0	0	0	0	20	276,572
FOOD SCI & TECHNOLOGY COLLEGE	0	0	12	681,940	0	0	0	0	0	0	12	681,940
FOOD SCI & TECHNOLOGY-GEORGIA	0	0	12	371,158	0	0	0	0	0	0	12	371,158
GENERAL EXPENSE COASTAL	0	0	24	1,678,409	0	0	0	0	0	0	24	1,678,409
HORTICULTURE RESEARCH COASTAL	0	0	17	663,581	0	0	0	0	0	0	17	663,581
HORTICULTURE RESEARCH COLLEGE	0	0	52	519,993	0	0	0	0	0	0	52	519,993
HORTICULTURE RESEARCH GEORGIA	0	0	10	151,880	0	0	0	0	0	0	10	151,880
MOUNTAIN RSCH & ED CTR GEORGIA	0	0	4	31,734	0	0	0	0	0	0	4	31,734
OFF OF GLOBAL PROGRAMS - RSCH	0	0	1	2,550,000	0	0	0	0	0	0	1	2,550,000
OFFICE OF COLLEGE ADVANCEMENT	0	0	0	0	2	26,000	0	0	0	0	2	26,000
PLANT PATHOLOGY RESEARCH	0	0	20	1,092,912	0	0	0	0	0	0	20	1,092,912
PLANT PATHOLOGY RESRCH GEORGIA	0	0	19	154,211	0	0	0	0	0	0	19	154,211
PLANT PATHOLOGY RSCH COASTAL	0	0	34	390,190	0	0	0	0	0	0	34	390,190
POULTRY SCIENCE RSCH COLLEGE	0	0	25	223,878	0	0	0	0	0	0	25	223,878
SOUTHWEST RSCH&ED CTR COASTAL	0	0	1	5,000	0	0	0	0	0	0	1	5,000
TIFTON - INSTRUCTION	0	0	0	0	1	75,520	0	0	0	0	1	75,520
	1	7,000	580	27,576,517	3	101,520	0	0	0	0	584	27,685,037

DEPARTMENT	GENERAL - RSCH		AGRICULTURE		INSTRUCTION		PUBLIC SERVICE		COOP EXTENSION		TOTAL	
	CNT	AMOUNT	CNT	AMOUNT	CNT	AMOUNT	CNT	AMOUNT	CNT	AMOUNT	CNT	AMOUNT
COLL OF AGRIC & ENV SCI - GEN												
AG. LEAD, EDUC & COMM	0	0	0	0	2	102,138	0	0	0	0	2	102,138
ASSOC DEAN'S OFF ACADEMIC AFFAI	0	0	0	0	3	569,287	0	0	0	0	3	569,287
BIOLOGICAL AGRICUL ENGINEERING	1	200	0	0	5	11,606	0	0	0	0	6	11,806
CROP & SOIL SCIENCES	3	669	0	0	0	0	0	0	0	0	3	669
ENTOMOLOGY	2	40,400	0	0	2	53,600	0	0	0	0	4	94,000
ENVIRONMENTAL HEALTH SCI	10	460,884	0	0	1	12,049	0	0	0	0	11	472,933
EXTENSION FAMILY & CONSUMER SC	0	0	0	0	0	0	18	1,919,509	0	0	18	1,919,509
FOOD SCIENCE & TECHNOLOGY	0	0	0	0	1	276,000	0	0	0	0	1	276,000
OFF OF GLOBAL PROGRAMS - INST	0	0	0	0	4	125,617	0	0	0	0	4	125,617
POULTRY SCIENCE	1	12,529	0	0	0	0	0	0	0	0	1	12,529
	17	514,682	0	0	18	1,150,297	18	1,919,509	0	0	53	3,584,488
COLL OF JOURNALISM & MASS COMM												
COLL OF JOURNALISM & MASS COMM	8	119,623	0	0	19	1,388,511	9	1,105,733	0	0	36	2,613,867
NEW MEDIA INSTITUTE	1	40,000	0	0	0	0	0	0	0	0	1	40,000
	9	159,623	0	0	19	1,388,511	9	1,105,733	0	0	37	2,653,867
COLLEGE OF ARTS & SCIENCES												
ANTHROPOLOGY	12	194,694	0	0	3	32,348	2	31,900	0	0	17	258,942
ART	0	0	0	0	7	51,878	0	0	0	0	7	51,878
ARTS & SC-SPECIAL PROGRAMS	0	0	0	0	3	301,429	0	0	0	0	3	301,429
ARTS & SCIENCES - DEAN'S OFFICE	0	0	0	0	4	112,055	3	1,522	0	0	7	113,577
BIOCHEMISTRY & MOLECULAR BIOL	48	9,814,854	1	284,275	0	0	1	13,600	0	0	50	10,112,729
BIOLOGICAL SCIENCES	2	4,049	0	0	0	0	0	0	0	0	2	4,049
CELLULAR BIOLOGY	15	2,175,467	0	0	1	253	1	525	0	0	17	2,176,245
CHEMISTRY	34	2,721,736	0	0	1	17,037	2	73,196	0	0	37	2,811,969
COMPUTER SCIENCE	9	768,847	0	0	0	0	0	0	0	0	9	768,847
CTR FOR COMP QUANTUM CHEMISTRY	3	361,497	0	0	0	0	0	0	0	0	3	361,497
CTR FOR REMOTE SENSE & MAP SCI	2	5,000	0	0	0	0	0	0	0	0	2	5,000
DANCE	0	0	0	0	0	0	2	5,095	0	0	2	5,095
DRAMA AND THEATRE	0	0	0	0	2	10,001	0	0	0	0	2	10,001
ENGLISH	3	51,806	0	0	6	139,888	0	0	0	0	9	191,694
GENETICS	34	3,496,189	0	0	0	0	0	0	0	0	34	3,496,189
GEOGRAPHY	12	529,485	0	0	0	0	0	0	0	0	12	529,485
GEOLOGY	4	81,080	0	0	0	0	0	0	0	0	4	81,080
HISTORY	1	40,000	0	0	9	127,600	0	0	0	0	10	167,600
MATHEMATICS	8	264,972	0	0	4	38,711	0	0	0	0	12	303,683
MICROBIOLOGY	23	2,624,044	0	0	1	13,200	0	0	0	0	24	2,637,244
MUSEUM OF NATURAL HISTORY	1	764	0	0	1	3,902	0	0	0	0	2	4,666
MUSIC	2	30,000	0	0	9	107,651	0	0	0	0	11	137,651
PHYSICS AND ASTRONOMY	16	1,216,489	0	0	1	200	0	0	0	0	17	1,216,689

DEPARTMENT	GENERAL - RSCH		AGRICULTURE		INSTRUCTION		PUBLIC SERVICE		COOP EXTENSION		TOTAL	
	CNT	AMOUNT	CNT	AMOUNT	CNT	AMOUNT	CNT	AMOUNT	CNT	AMOUNT	CNT	AMOUNT
PLANT BIOLOGY	22	4,783,712	0	0	1	10,530	0	0	0	0	23	4,794,242
PSYCHOLOGY	7	504,686	0	0	6	82,907	0	0	0	0	13	587,593
RELIGION	2	2,160	0	0	1	2,500	1	8,000	0	0	4	12,660
ROMANCE LANGUAGES	1	11,163	0	0	0	0	0	0	0	0	1	11,163
SCHOOL OF MARINE PROGRAMS	29	2,552,630	0	0	0	0	0	0	0	0	29	2,552,630
SOCIOLOGY	2	10,022	0	0	0	0	0	0	0	0	2	10,022
SPEECH COMMUNICATION	0	0	0	0	0	0	2	55,019	0	0	2	55,019
STATISTICS	3	21,128	0	0	0	0	0	0	0	0	3	21,128
	295	32,266,474	1	284,275	60	1,052,090	14	188,857	0	0	370	33,791,696
COLLEGE OF EDUCATION												
COMM SCI & SPECIAL ED	5	708,629	0	0	2	37,303	2	14,300	0	0	9	760,232
COUNSELING & HUMAN DEVEL	7	148,010	0	0	1	1,500	7	66,723	0	0	15	216,233
ED PSYCHOLOGY & INST TECH	4	1,237,038	0	0	2	105,166	2	112,744	0	0	8	1,454,948
EDUCATION - DEAN'S OFFICE	7	126,674	0	0	11	3,246,988	25	7,493,874	0	0	43	10,867,536
ELEMENTARY & SOCIAL STUDIES	1	40,000	0	0	1	47,501	6	85,373	0	0	8	172,874
KINESIOLOGY	22	1,435,331	0	0	8	78,609	0	0	0	0	30	1,513,940
LANGUAGE & LITERACY ED	0	-14	0	0	4	400,855	0	0	0	0	4	400,841
LIFELONG ED, ADMIN & POLICY	0	0	0	0	0	0	4	354,611	0	0	4	354,611
MATHEMATICS & SCIENCE ED	1	2,316,469	0	0	0	0	2	177,101	0	0	3	2,493,570
WKFORCE LEADERSHIP & SOC FND	1	195,863	0	0	1	93,719	2	57,824	0	0	4	347,406
	48	6,208,000	0	0	30	4,011,641	50	8,362,550	0	0	128	18,582,191
COLLEGE OF ENVIRONMENT & DESIGN												
COLLEGE ENVIRONMENT & DESIGN	0	0	0	0	1	20,907	0	0	0	0	1	20,907
INSTITUTE OF ECOLOGY	24	2,474,570	0	0	4	45,954	2	49,961	0	0	30	2,570,485
INSTITUTE OF ECOLOGY-RESEARCH	9	397,659	0	0	0	0	8	576,774	0	0	17	974,433
SCHOOL OF ENVIRONMENTAL DESIGN	2	8,000	0	0	1	6,031	5	663,868	0	0	8	677,899
	35	2,880,229	0	0	6	72,892	15	1,290,603	0	0	56	4,243,724
COLLEGE OF FAMILY & CONSUM SCI												
CHILD & FAMILY DEVELOPMENT	2	371,406	0	0	0	0	16	818,660	0	0	18	1,190,066
COLLEGE OF FAMILY & CONSUM SCI	0	0	0	0	4	23,168	5	196,646	0	0	9	219,814
FOOD & NUTRITION	7	576,493	0	0	4	42,675	8	597,985	0	0	19	1,217,153
HOUSING & CONSUMER ECONOMICS	6	79,168	0	0	1	3,388	2	80,000	0	0	9	162,556
INST ON HUMAN DEV & DISABILITY	0	0	0	0	3	1,000,000	13	1,246,096	0	0	16	2,246,096
TEXTILES-MERCHANDISE-INTERIORS	7	71,200	0	0	0	0	0	0	0	0	7	71,200
	22	1,098,267	0	0	12	1,069,231	44	2,939,387	0	0	78	5,106,885

DEPARTMENT	GENERAL - RSCH		AGRICULTURE		INSTRUCTION		PUBLIC SERVICE		COOP EXTENSION		TOTAL	
	CNT	AMOUNT	CNT	AMOUNT	CNT	AMOUNT	CNT	AMOUNT	CNT	AMOUNT	CNT	AMOUNT
COLLEGE OF PHARMACY												
CLINICAL AND ADMIN PHARMACY	10	2,001,297	0	0	2	12,000	1	12,612	0	0	13	2,025,909
COLLEGE OF PHARMACY	0	0	0	0	13	346,838	1	500	0	0	14	347,338
PHARMACEUTICAL & BIOMED SCIENC	29	2,556,470	0	0	6	145,000	0	0	0	0	35	2,701,470
	39	4,557,767	0	0	21	503,838	2	13,112	0	0	62	5,074,717
COLLEGE OF PUBLIC HEALTH												
GERONTOLOGY	4	1,988,374	0	0	3	2,094	0	0	0	0	7	1,990,468
HEALTH PROMOTION & BEHAVIOR	6	2,737,088	0	0	0	0	5	337,991	0	0	11	3,075,079
	10	4,725,462	0	0	3	2,094	5	337,991	0	0	18	5,065,547
COLLEGE OF VETERINARY MEDICINE												
ANATOMY AND RADIOLOGY	2	311,231	0	0	0	0	0	0	0	0	2	311,231
ATHENS DIAGNOSTIC LAB	2	3,610	0	0	0	0	9	1,588,366	0	0	11	1,591,976
DIAGNOSTIC LABS STAFF BENEFITS	0	0	0	0	0	0	3	2	0	0	3	2
INFECTIOUS DISEASES	23	1,991,127	0	0	0	0	0	0	0	0	23	1,991,127
LARGE ANIMAL MEDICINE	10	229,218	0	0	0	0	0	0	0	0	10	229,218
PATHOLOGY	21	268,371	0	0	3	91,382	1	7,784	0	0	25	367,537
PHYSIOLOGY AND PHARMACOLOGY	15	962,851	0	0	0	0	0	0	0	0	15	962,851
POPULATION HEALTH	25	1,401,019	0	0	0	0	4	442,358	0	0	29	1,843,377
SMALL ANIMAL MEDICINE	28	1,069,685	0	0	0	0	0	0	0	0	28	1,069,685
TIFTON DIAGNOSTIC LAB	0	0	0	0	0	0	3	2,160,738	0	0	3	2,160,738
VET MED ANIMAL RESOURCES	1	0	0	0	0	0	0	0	0	0	1	0
VETERINARY MEDICINE-DEAN'S OFF	48	1,821,734	0	0	9	509,739	2	-3,142	0	0	59	2,328,331
WILDLIFE DISEASE STUDY	11	1,044,853	0	0	0	0	6	1,331,268	0	0	17	2,376,121
	186	9,103,699	0	0	12	601,121	28	5,527,374	0	0	226	15,232,194
COOPERATIVE EXTENSION SERVICE												
AG & APPLIED ECONOMICS-CES	0	0	0	0	0	0	0	0	11	154,696	11	154,696
ANIMAL SCIENCE - CES	0	0	0	0	0	0	0	0	4	14,660	4	14,660
ASSISTANT DEAN/GRIFFIN CAMPUS	0	0	0	0	0	0	0	0	4	968,077	4	968,077
ASSOC DEAN FOR EXTENSION	0	0	0	0	0	0	0	0	14	746,520	14	746,520
BIOLOGICAL AG ENG-CES	0	0	0	0	0	0	0	0	14	618,926	14	618,926
CONTINUING EDUCATION - CES	0	0	0	0	0	0	0	0	3	35,000	3	35,000
CROP AND SOIL SCIENCES-CES	0	0	0	0	0	0	0	0	60	935,690	60	935,690
ENTOMOLOGY-CES	0	0	0	0	0	0	0	0	44	591,189	44	591,189
EXT FAMILY & CONSUMER SCI	0	0	0	0	0	0	0	0	5	170,075	5	170,075
FOOD SCI & TECHNOLOGY-CES	0	0	0	0	0	0	0	0	1	26,000	1	26,000
HORTICULTURE-CES	0	0	0	0	0	0	0	0	11	280,621	11	280,621
NORTHEAST DISTRICT - CES	0	0	0	0	0	0	0	0	14	124,829	14	124,829
NORTHWEST DISTRICT - CES	0	0	0	0	0	0	0	0	22	671,423	22	671,423
OFF OF GLOBAL PROGRAMS - CES	0	0	0	0	0	0	0	0	2	721,140	2	721,140

DEPARTMENT	GENERAL - RSCH		AGRICULTURE		INSTRUCTION		PUBLIC SERVICE		COOP EXTENSION		TOTAL	
	CNT	AMOUNT	CNT	AMOUNT	CNT	AMOUNT	CNT	AMOUNT	CNT	AMOUNT	CNT	AMOUNT
OFFICE OF INFORM TECHNOLOGY	0	0	0	0	0	0	0	0	1	37,500	1	37,500
PESTICIDE & HAZARDOUS WASTE LB	0	0	0	0	0	0	0	0	2	51,600	2	51,600
PLANT PATHOLOGY-CES	0	0	0	0	0	0	0	0	33	639,139	33	639,139
POULTRY SCIENCE-CES	0	0	0	0	0	0	0	0	8	154,086	8	154,086
SOIL, PLANT & WATER LAB	0	0	0	0	0	0	0	0	1	18,000	1	18,000
SOUTHEAST DISTRICT - CES	0	0	0	0	0	0	0	0	9	124,745	9	124,745
SOUTHWEST DISTRICT - CES	0	0	0	0	0	0	0	0	5	293,903	5	293,903
WEST DISTRICT - CES	0	0	0	0	0	0	0	0	1	0	1	0
4-H AND YOUTH-CES	0	0	0	0	0	0	0	0	7	822,450	7	822,450
	0	0	0	0	0	0	0	0	276	8,200,269	276	8,200,269
OFFICE OF THE PRESIDENT												
PRESIDENT'S OFFICE	0	0	0	0	1	400	0	0	0	0	1	400
	0	0	0	0	1	400	0	0	0	0	1	400
OTHER UNIVERSITY UNITS												
GENERAL INSTITUTIONAL EXPENSE	2	639,887	0	0	0	0	0	0	0	0	2	639,887
	2	639,887	0	0	0	0	0	0	0	0	2	639,887
SCH OF PUBLIC & INTL AFFAIRS												
CNTR FOR INTERNTL TRADE & SEC	28	1,088,834	0	0	0	0	12	657,212	0	0	40	1,746,046
GLOBIS CENTER	1	5,000	0	0	0	0	0	0	0	0	1	5,000
INTERNATIONAL AFFAIRS - SPIA	3	16,194	0	0	0	0	0	-444	0	0	3	15,750
PUBLIC ADMIN & POLICY	1	21,000	0	0	0	0	1	5,045	0	0	2	26,045
SCH PUBLIC & INTRNTL AFFAIRS	2	1,410	0	0	2	6,894	0	0	0	0	4	8,304
	35	1,132,438	0	0	2	6,894	13	661,813	0	0	50	1,801,145
SCHOOL OF FOREST RESOURCES												
FORESTRY COOPERATIVE EXT SRVC	0	0	0	0	0	0	0	0	8	228,605	8	228,605
FORESTRY RESEARCH	52	1,919,920	0	0	0	0	0	0	0	0	52	1,919,920
FORESTRY RESEARCH COLLEGE	0	0	1	729,312	0	0	0	0	0	0	1	729,312
SCHOOL OF FOREST RESOURCES	69	2,510,561	0	0	28	361,369	3	385,455	0	0	100	3,257,385
	121	4,430,481	1	729,312	28	361,369	3	385,455	8	228,605	161	6,135,222
SCHOOL OF LAW												
CONTINUING LEGAL EDUCATION	0	0	0	0	0	0	1	1,539,000	0	0	1	1,539,000
LAW SCHOOL LIBRARY	0	0	0	0	3	5,500	0	0	0	0	3	5,500
SCHOOL OF LAW	1	225,418	0	0	24	738,013	1	580,673	0	0	26	1,544,104
	1	225,418	0	0	27	743,513	2	2,119,673	0	0	30	3,088,604

DEPARTMENT	GENERAL - RSCH		AGRICULTURE		INSTRUCTION		PUBLIC SERVICE		COOP EXTENSION		TOTAL	
	CNT	AMOUNT	CNT	AMOUNT	CNT	AMOUNT	CNT	AMOUNT	CNT	AMOUNT	CNT	AMOUNT
SCHOOL OF SOCIAL WORK												
SCHOOL OF SOCIAL WORK	4	-561,663	0	0	2	648,891	6	1,725,833	0	0	12	1,813,061
	4	-561,663	0	0	2	648,891	6	1,725,833	0	0	12	1,813,061
SR VP ACADEMIC AFFAIRS UNITS												
EITS SPECIAL SYSTEMS SUPPORT	0	-1,009,599	0	0	0	0	0	0	0	0	0	-1,009,599
ENGINEERING	8	1,775,066	0	-5,000	2	166,063	0	0	0	0	10	1,936,129
GEORGIA MUSEUM OF ART	1	1,011	0	0	31	1,616,122	0	0	0	0	32	1,617,133
GRADUATE SCHOOL	0	0	0	0	4	368,368	0	0	0	0	4	368,368
HONORS PROGRAM	1	25,000	0	0	4	20,635	1	2,050	0	0	6	47,685
LIBRARIES-BOOKS	0	0	0	0	25	642,420	0	0	0	0	25	642,420
LIBRARIES-GENERAL OPERATIONS	2	6,820	0	0	3	83,967	3	763,319	0	0	8	854,106
OFFICE INT'L AFFAIRS/EDUCATION	0	0	0	0	3	24,218	2	23,000	0	0	5	47,218
SR VP OFFICE ACADEMIC AFFAIRS	0	0	0	0	2	30,000	0	0	0	0	2	30,000
UNIVERSITY PRESS	0	0	0	0	4	9,301	4	58,512	0	0	8	67,813
	12	798,298	0	-5,000	78	2,961,094	10	846,881	0	0	100	4,601,273
SR VP FOR EXTERNAL AFF UNITS												
CAREER CENTER	0	0	0	0	2	50,913	0	0	0	0	2	50,913
PUBLIC AFFAIRS	0	0	0	0	1	15,000	12	97,315	0	0	13	112,315
SR VP FOR EXTERNAL AFFAIRS	0	0	0	0	2	500,001	0	0	0	0	2	500,001
	0	0	0	0	5	565,914	12	97,315	0	0	17	663,229
SR VP FOR FINANCE & ADMIN												
ENVIRONMENTAL SAFETY DIVISION	0	0	0	0	0	0	0	-47,302	0	0	0	-47,302
FACILITIES PLANNING OFFICE	0	0	0	0	2	1,678,381	0	0	0	0	2	1,678,381
PAYROLL DEPARTMENT	0	0	0	0	2	0	0	0	0	0	2	0
	0	0	0	0	4	1,678,381	0	-47,302	0	0	4	1,631,079
TERRY COLLEGE OF BUSINESS												
BANKING AND FINANCE	1	0	0	0	5	19,531	0	0	0	0	6	19,531
ECONOMICS	0	0	0	0	6	89,370	0	0	0	0	6	89,370
INS/LEGAL STUD & REAL ESTATE	0	0	0	0	4	52,308	0	0	0	0	4	52,308
J M TULL SCH OF ACCOUNTING	0	0	0	0	4	162,779	0	0	0	0	4	162,779
MANAGEMENT	0	0	0	0	5	55,214	0	0	0	0	5	55,214
MANAGEMENT INFORMATION SYSTEMS	0	0	0	0	1	4,035	0	0	0	0	1	4,035
MARKETING AND DISTRIBUTION	0	0	0	0	2	223,610	0	0	0	0	2	223,610
SIMON S SELIG JR CTR ECON GROW	0	0	0	0	1	48,018	3	55,000	0	0	4	103,018
TERRY COLLEGE - DEAN'S OFFICE	2	97,746	0	0	31	1,697,284	0	0	0	0	33	1,795,030
	3	97,746	0	0	59	2,352,149	3	55,000	0	0	65	2,504,895

DEPARTMENT	GENERAL - RSCH		AGRICULTURE		INSTRUCTION		PUBLIC SERVICE		COOP EXTENSION		TOTAL	
	CNT	AMOUNT	CNT	AMOUNT	CNT	AMOUNT	CNT	AMOUNT	CNT	AMOUNT	CNT	AMOUNT
VP FOR INSTRUCTION UNITS												
DIV OF ACADEMIC ENHANCEMENT	0	0	0	0	0	0	5	1,739,748	0	0	5	1,739,748
INSTITUTE OF HIGHER EDUCATION	3	115,525	0	0	0	0	3	261,741	0	0	6	377,266
	3	115,525	0	0	0	0	8	2,001,489	0	0	11	2,117,014
VP FOR PUBSV & OUTREACH UNITS												
BOTANICAL GARDEN	0	0	0	0	1	-16,922	18	173,988	0	0	19	157,066
CARL VINSON INSTITUTE OF GOVT	0	0	0	0	0	0	69	6,083,993	0	0	69	6,083,993
CONT ED: LEARNING SERVICES	0	0	0	0	0	0	3	298,793	0	0	3	298,793
FANNING INSTITUTE	0	0	0	0	0	0	8	1,359,912	0	0	8	1,359,912
MARINE EXTENSION SERVICE	2	60,159	0	0	0	0	21	498,101	0	0	23	558,260
OFC OF INFO TECH OUTREACH SERV	0	0	0	0	0	0	5	669,173	0	0	5	669,173
OFFICE OF ACAD SPECIAL PROGRAM	0	0	0	0	1	10,400	1	19,500	0	0	2	29,900
SMALL BUSINESS DEVELOPMENT CTR	0	0	0	0	0	0	161	2,392,948	0	0	161	2,392,948
VPPSO & ASSOCIATE PROVOST	0	0	0	0	0	0	2	121,398	0	0	2	121,398
	2	60,159	0	0	2	-6,522	288	11,617,806	0	0	292	11,671,443
VP FOR RESEARCH UNITS												
BIOMED & HEALTH SCI INSTITUTE	20	1,742,254	0	0	0	0	2	164,699	0	0	22	1,906,953
CANCER CENTER OF EXCELLENCE	3	195,400	0	0	0	0	0	0	0	0	3	195,400
COMPLEX CARBOHYDRATE CENTER	52	8,119,791	0	0	0	0	0	0	0	0	52	8,119,791
CTR APPLIED GEN TECH - RI	21	1,724,193	0	0	0	0	0	0	0	0	21	1,724,193
CTR TROP EMERGING GLOB DISEASE	16	4,165,904	0	0	0	0	1	5,000	0	0	17	4,170,904
INSTITUTE FOR BEHAVIORAL RSCH	42	9,542,181	0	0	0	0	0	0	0	0	42	9,542,181
MARINE INSTITUTE	17	187,877	0	0	0	0	0	0	0	0	17	187,877
SAVANNAH RIVER ECOLOGY LAB	67	7,367,742	0	0	0	0	0	0	0	0	67	7,367,742
SEA GRANT PROGRAM	10	1,317,842	0	0	0	0	0	0	0	0	10	1,317,842
UGARF SR FACULTY RSCH GRANT	21	8,373,726	0	0	0	0	0	0	0	0	21	8,373,726
VP OFFICE FOR RESEARCH	5	321,796	0	0	0	0	0	0	0	0	5	321,796
	274	43,058,706	0	0	0	0	3	169,699	0	0	277	43,228,405
VP FOR STUDENT AFFAIRS UNITS												
CAMPUS LIFE	0	0	0	0	0	0	1	17,800	0	0	1	17,800
DISABILITY RESOURCE CENTER	0	0	0	0	0	0	1	40,386	0	0	1	40,386
RECREATIONAL SPORTS	0	0	0	0	1	69,999	0	0	0	0	1	69,999
STUDENT ACTIVITIES - PROGRAMS	0	0	0	0	1	4,002	0	0	0	0	1	4,002
STUDENT FINANCIAL AID	0	0	0	0	0	0	4	25,480	0	0	4	25,480
VP OFFICE FOR STUDENT AFFAIRS	1	2,323	0	0	3	11,000	1	200,000	0	0	5	213,323
WORK STUDY	0	0	0	0	1	1,000,000	0	0	0	0	1	1,000,000
	1	2,323	0	0	6	1,085,001	7	283,666	0	0	14	1,370,990
GRAND TOTAL	1,120	111,520,521	582	28,585,104	398	20,350,319	540	41,602,444	284	8,428,874	2,924	210,487,262

PRESIDENTIAL GRADUATE FELLOWS
FY2006

Name	Department
Fellowship Year: FY06	
Elise Amacker	Linguistics
Jessica Dreifuss	Psychology
Stephen Hovick	Plant Biology
Rebecca Nordin	Educational Psychology
Margarita Ortiz-Serrano	Toxicology
Gail Polk	Comparative Literature
David Rychly	Clinical and Admin Sci
Jeffrey Stoike	Ecology

Fellowship Year: FY05

Amber Brueggemann	Educational Psychology
Michelle Cobb	Psychology
Sarah Craven	Microbiology
John Davis*	Ecology
Valerie Gordon	Microbiology
Justin Ingels	Chemistry
Charles Kamen	Psychology
Greta Polites	Management Information Systems
Gaston Small	Ecology
Sarah Vess	Educational Psychology
William Wilson	Environmental Health

*John Davis is also an NSF Fellow.

Fellowship Year: FY04

Heather Matesich	English
Spencer Salas	Language and Literacy Education
Sara Steger	English
Meghan VanDeventer	Educational Psychology
Laura Williams	Microbiology
Dylan Wolfe	Speech Communication
Paul York	Management Information Systems

Name	Department
Fellowship Year: FY03	
Patrick Denker	English
Ann Miller	Speech Communication
Rima Upchurch	Microbiology
Steven Wheeler	Chemistry
Jodi Wheeler-Toppen	Science Education
Fellowship Year: FY02	
Cady Berkel	Child and Family Development
Patrick Curtis	Microbiology
Laura Ediger	Ecology
Anna Kroncke	Educational Psychology
Jeffrey Lake	Plant Biology
Maya Gupta	Psychology
Fellowship Year: FY01	
Pamela Bonner	Microbiology
Liza Comita	Plant Biology
Sarah Cooley	Marine Sciences
Robert Cornman	Genetics
Juliana Sanchez	Educational Psychology
Daniel Thornhill	Ecology

FUNDED SPONSOR TYPE & NAME
FY2004 THROUGH FY2006

SPONSOR TYPE & NAME	FY04	FY05	FY06	SPONSOR TYPE & NAME	FY04	FY05	FY06
FEDERAL AGENCIES				INDUSTRIAL/CORPORATE AGENCIES (CONT.)			
<u>DEPARTMENTS</u>				BLOOM, INC	X		X
NATIONAL SCIENCE FOUNDATION	X	X	X	BRESAGEN/CYTOGENESIS	X	X	X
US DEPARTMENT OF AGRICULTURE	X	X	X	BURROUGHS WELLCOME CO		X	
COOP ECOSYS STUDIES UNIT - GULF	X	X	X	CADILLAC PRODUCTS PACKAGING CO		X	
COOP ECOSYS STUDIES UNIT - PIEDMONT	X	X	X	CAMP DRESSER & MCKEE INTL, INC	X		
US FOREST SERVICE	X	X	X	CARTER & SLOOPE, INC	X	X	
USDA/HATCH		X		CEVA LABORATORIES		X	
US DEPARTMENT OF COMMERCE	X	X	X	CLOROX COMPANY, THE		X	
US DEPARTMENT OF DEFENSE	X	X	X	CLUBCORP USA, INC	X		
NATIONAL SECURITY AGENCY	X	X	X	COBB-VANTRESS, INC		X	
US DEPT OF AIR FORCE	X	X	X	COCA COLA COMPANY		X	
US DEPT OF ARMY	X	X	X	COMMISSIONING & GREEN BLDNG SOLTNS, INC			X
US DEPT OF NAVY	X	X	X	COMPUTER TECHNOLOGY ASSOC, INC		X	X
US DEPARTMENT OF ENERGY	X	X	X	COTTON STATES INSURANCE CO	X		
ARGONNE NATIONAL LABORATORY	X	X	X	DIVERGENCE, INC	X		X
LAWRENCE LIVERMORE NATL LAB			X	DOW CHEMICAL COMPANY	X	X	
US DEPT OF HOUSING & URBAN DEVELOP	X		X	E I DUPONT			X
US DEPARTMENT OF INTERIOR	X	X	X	EARTH RESOURCES, INC	X		
US DEPARTMENT OF JUSTICE	X			EDUCATE COMPANY LIMITED	X		
US DEPARTMENT OF LABOR		X		ELANCO ANIMAL HEALTH	X		
US DEPARTMENT OF STATE	X	X	X	ELLMAN INTERNATIONAL, INC			X
US DEPT OF EDUCATION	X	X	X	EMBREX, INC	X		
US DEPT OF HEALTH & HUMAN SVCS	X	X	X	ENERGY STRATEGIES, INC	X		
CENTER FOR DISEASE CONTROL	X	X	X	ENVIRONMENTAL HLTH & ENG, INC			X
NATIONAL INSTITUTES OF HEALTH	X	X	X	EPRIDA, INC	X		
US DEPT OF TRANSPORTATION	X	X	X	EXECUTRAIN CORPORATION	X		
US DEPT OF VETERANS AFFAIRS	X			FARNAM COMPANIES, INC			X
<u>INDEPENDENT AGENCIES</u>				FERMATA, INC		X	
CORP FOR NATIONAL SERVICE - FEDERAL	X			FORT DODGE LABORATORIES			X
INSTITUTE OF MUSEUM & LIBRARY SERVICES		X	X	GA POWER COMPANY	X	X	X
NATIONAL AERONAUTICS & SPACE ADMIN	X	X	X	GE GLOBAL RESEARCH	X	X	X
NATIONAL ENDOWMENT FOR THE ARTS		X		GEN ELEC CORP RSCH AND DEVL	X		
NATIONAL GEOSPATIAL-INTELLIGENCE	X			GEORGIA PACIFIC CORPORATION	X	X	
NUCLEAR THREAT INITIATIVE	X		X	GEOVAX, INC	X		
PEACE CORPS	X	X	X	GREAT EASTERN MUSSEL FARMS	X	X	X
SMALL BUSINESS ADMINISTRATION	X	X	X	GUILFORD PUBLICATIONS, INC		X	
SMITHSONIAN INSTITUTION			X	HEWLETT PACKARD CORP	X		
TENNESSEE VALLEY AUTHORITY		X	X	HILL'S PET NUTRITION, INC	X	X	X
US AGENCY FOR INTERNATIONAL DEVELOP	X	X	X	HOME DEPOT, INC (THE)	X		
US ENVIRONMENTAL PROTECTION AGENCY	X	X	X	HOSHIZAKI AMERICA, INC	X		
US INSTITUTE OF PEACE		X		IAMS COMPANY	X	X	
US INSTITUTE OF PEACE		X		IBM GLOBAL SERVICES	X	X	X
US SECURITIES & EXCHANGE COMMISSION	X			ICON CLINICAL RESEARCH		X	
VIETNAM EDUCATION FOUNDATION			X	IMMUCELL CORPORATION			X
INDUSTRIAL/CORPORATE AGENCIES				INDA ASSN OF THE NONWOVENS IND	X		
3M COMPANY		X		INSECTIGEN, INC	X	X	X
ACADEMIC PRESS, INC		X		INTERNATIONAL PAPER		X	X
ADENOSINE THERAPEUTICS, LLC	X			INTERVET AMERICA, INC	X		
AGRIGENETICS COMPANY		X		JOHN WILEY & SONS, INC	X	X	X
AKZO NOBEL FUNCTIONAL CHEMICAL	X			JONES-HAMILTON COMPANY	X		
ALNYLAM PHARMACEUTICALS		X		KEYSTONE FRUIT MARKETING, INC	X		X
ALTERMUNE, LLC			X	KLEINSCHMIDT ASSOCIATES	X		
AMERICAN MALTING BARLEY ASSOC	X			KRAFT GENERAL FOODS, INC	X	X	
AMERICAN SOY AND TOFU CORP		X		LANGDALE INDUSTRIES, INC		X	
APTOTEC, INCORPORATED		X	X	MACTEC, INC	X	X	X
ARBORGEN LLC	X	X	X	MERCK & CO, INC		X	X
ARUNA BIOMEDICAL, INC			X	MERIAL	X		X
AT&T, CORPORATION	X	X	X	MGM MIRAGE, INC		X	
ATHENS SEED, LAWN & GARDEN, INC	X			MICHELIN AMERICAS R&D CORP	X	X	
AZIMUTH CORPORATION	X	X		MOLECULAR TARGETING TECHNLOGIES	X		
BASF CORPORATION	X		X	MONSANTO	X	X	X
BEEFMASTERS BREEDERS UNIVERSAL		X	X	MONSANTO AGRICULTURAL PRODUCTS			X
BIOLEX, INC	X	X		MUSCADINE PRODUCTS CORP			X
BIOREM TECHNOLOGIES, INC	X			NDC HEALTH CORP	X		
				NESTLE PURINA PET CARE COMPANY	X	X	X
				NOVATIS ANIMAL HEALTH	X	X	X

SPONSOR TYPE & NAME	FY04	FY05	FY06
INDUSTRIAL/CORPORATE AGENCIES (CONT.)			
NUTRA-PARK, INC	X		
ONCOSE, INC		X	
PARTNERS FOR COMMUNITY HEALTH		X	
PAULK VINEYARDS		X	
PFIZER, INC	X	X	X
PHILIP MORRIS	X	X	X
PIONEER HI-BRED INTERNATIONAL, INC	X		X
PRIVATE	X	X	X
PROCTER & GAMBLE COMPANY	X	X	X
PROFESSIONAL GOLFERS ASSN (PGA)	X	X	X
PROXTRONICS, INC		X	
SANDIA NATIONAL LABORATORIES		X	X
SCHERING-PLOUGH ANIMAL HEALTH	X		
SCIENCE APPLICATIONS INTL CORP	X	X	X
SEA ISLAND COMPANY	X		
SEPTICURE, LLC	X		
SEQUELLA, INC		X	
SEROLOGICAL, INC		X	
SILT-SAVER, INC		X	
SMITHFIELD PREMIUM GENETICS	X		X
SOPRIS WEST	X	X	X
SOUTHERN COMPANY SERVICES	X	X	X
SOUTHWIRE COMPANY	X		
SYNGENTA BIOTECHNOLOGY, INC			X
SYNGENTA CROP PROTECTION, INC			X
TALL TIMBERS RESEARCH, INC	X	X	X
TDI-BROOKS INTERNATIONAL, INC			X
TETRA TECHNOLOGIES, INC	X		
TETRAGENETICS, INC			X
TORO COMPANY	X		X
UNDERWATER ORDNANCE RECOVERY, INC	X		
UNIV CORP FOR ATMOSPHERIC RESEARCH	X		
US ENERGY PARTNERS, LLC		X	
US EQUESTRIAN, INC			X
VARIOUS-CORP GIFTS			X
VARIOUS-CORP GRANTS	X	X	X
VETOQUINOL USA		X	
VIAGEN, INC	X		
VIRTUALLY BETTER, INC		X	X
VITAMIN DERIVATIVES, INC			X
WESTAT			X
WEYERHAEUSER COMPANY		X	
WIGGINS-BAIN TRUST	X		X
WYETH-AYERST LABORATORIES			X
XCELLENET, INC	X		
ZOLARIS BIOSCIENCES, INC		X	
ZYMETRICS, INC	X	X	

INTERNATIONAL AGENCIES

INTERNATIONAL FOUNDATIONS

DELTA WATERFOWL FOUNDATION			X
FUNDACION MAQUIPUCUNA	X	X	
KIRKHOUSE TRUST, UK		X	X
SANFILIPPO CHILDREN'S RSRCH FOUNDATION	X		

INTERNATIONAL ORGANIZATIONS

ALBERTA HERITAGE FDN MED RESCH			X
ASTRAZENECA		X	
BAYER CROPSCIENCE	X		
BINATL AGRI RSCH & DEV FUND	X	X	X
BIOFOREST SA	X	X	
BOEHRINGER INGELHEIM, INC	X	X	X
CANADIAN CHAROLAIS ASSOCIATION	X	X	X
CANADIAN LIMOUSIN ASSOCIATION	X	X	X
CHANGCHUN CHANGSHENG LIFE SCIE			X
DEFENCE R&D ORGANISATION, INDIA		X	
DSM NUTRITIONAL PRODUCTS, INC			X
FORSCHUNGSZENTRUM JULICH GMBH	X		
GHEN CORPORATION			X
GLAXOSMITHKLINE	X	X	
HUMAN FRONTIER SCIENCE PROGRAM		X	

SPONSOR TYPE & NAME	FY04	FY05	FY06
INTERNATIONAL AGENCIES - INTERNATIONAL ORG. (CONT.)			
ICRISAT	X	X	
INST NACL D INVS AGROP/URAGUAY	X	X	
INSTITUTO DE MEXICO			X
INTERNATL ACAD ORAL MED & TOXI			X
INTL CROPS RSCH INST SEMI-ARID		X	
INTL SOCIETY EXPOSURE ANALYSIS	X		
INTNATL CONS SUGARCANE BIO-INT	X	X	X
ISTITUTO ZOOPROFILATTICO SPERI	X		
JILIN UNIVERSITY OF CHINA			X
KASETSART UNIVERSITY		X	X
NAGASAKI UNIVERSITY		X	
NATO SCIENTIFIC AFFAIRS DIV			X
NUMICO RESEARCH AUSTRALIA PTY		X	X
PERMAFIL		X	
RURAL DEVLPMNT ADMIN OF KOREA	X	X	X
SELECCION PLANTAS SEVILLA	X		
UNIVERSITE DE POITIERS			X
UNIVERSITY OF QUEENSLAND, THE			X
US-ISRAEL BINATIONAL SCI FDN		X	X

OTHER AGENCIES

COUNTIES AND CITIES

AUGUSTA-RICHMOND COUNTY CONSOL	X	X	X
CITY OF CHAMBLEE			X
CITY OF DECATUR		X	
CITY OF GRIFFIN	X	X	X
CITY OF JEFFERSON			X
CITY OF LAFAYETTE			X
CITY OF SAVANNAH			X
CITY OF ST. MARYS GEORGIA	X		
CLARKE COUNTY BOARD OF HEALTH	X		
CLARKE COUNTY SCHOOL DISTRICT		X	
COBB CO-MARIETTA WATER AUTHRTY		X	
COBB COUNTY WATER SYSTEM		X	
COLUMBUS CONSOLIDATED GOVERNMT	X	X	X
COLUMBUS WATER WORKS			X
COUNTY OF ATHENS-CLARKE	X	X	
COUNTY OF BANKS		X	X
COUNTY OF BARROW			X
COUNTY OF BARTOW	X		
COUNTY OF BIBB	X		
COUNTY OF BROOKS	X	X	
COUNTY OF BRYAN			X
COUNTY OF BULLOCH	X	X	X
COUNTY OF CARROLL	X	X	X
COUNTY OF CATOOSA			X
COUNTY OF CHATHAM	X	X	X
COUNTY OF CHEROKEE	X	X	X
COUNTY OF CLARKE	X	X	X
COUNTY OF CLAYTON		X	
COUNTY OF COBB	X		
COUNTY OF COLQUITT		X	X
COUNTY OF COWETA	X	X	X
COUNTY OF DEKALB	X	X	
COUNTY OF DOOLY		X	
COUNTY OF DOUGHERTY	X	X	
COUNTY OF DOUGLAS	X	X	X
COUNTY OF EFFINGHAM			X
COUNTY OF EMANUEL	X	X	X
COUNTY OF EVANS	X	X	X
COUNTY OF FAYETTE/FAYETTEVILLE		X	X
COUNTY OF FLOYD	X		
COUNTY OF FULTON	X	X	X
COUNTY OF GLYNN	X	X	
COUNTY OF HABERSHAM	X	X	X
COUNTY OF HALL	X		
COUNTY OF HANCOCK	X	X	X
COUNTY OF HARRIS	X	X	X
COUNTY OF HENRY	X	X	X
COUNTY OF IRWIN	X	X	
COUNTY OF JASPER	X	X	X

SPONSOR TYPE & NAME	FY04	FY05	FY06
OTHER AGENCIES - COUNTIES AND CITIES (CONT.)			
COUNTY OF JEFFERSON			X
COUNTY OF JENKINS	X	X	
COUNTY OF LONG	X	X	
COUNTY OF LOWNDES	X	X	X
COUNTY OF MCDUFFIE	X	X	X
COUNTY OF MERIWETHER	X	X	X
COUNTY OF MONTGOMERY	X	X	X
COUNTY OF MUSCOGEE	X	X	X
COUNTY OF NEWTON	X	X	X
COUNTY OF OCONEE	X	X	
COUNTY OF POLK	X	X	X
COUNTY OF ROCKDALE	X	X	X
COUNTY OF SCHLEY	X		X
COUNTY OF SPALDING	X	X	X
COUNTY OF SUMTER	X	X	X
COUNTY OF TALBOT		X	X
COUNTY OF TATTNALL	X		
COUNTY OF TOOMBS	X	X	X
COUNTY OF TREUTLEN	X	X	
COUNTY OF TROUP	X	X	X
COUNTY OF UNION			X
COUNTY OF WALTON			X
COUNTY OF WARE	X		
COUNTY OF WARREN			X
COUNTY OF WASHINGTON	X	X	
COUNTY OF WAYNE	X	X	
COUNTY OF WHITE	X		
COUNTY OF WILKINSON	X	X	X
FORSYTH COUNTY BD OF EDUCATION	X	X	
GREENE CO BOARD OF EDUCATION		X	X
GRIFFIN/SPALDING COUNTY			X
GWINNETT COUNTY SCHOOL SYSTEM	X		X
HABERSHAM CTY BRD OF EDUCATION	X	X	
HENRY COUNTY POLICE DEPARTMENT		X	
JACKSON COUNTY SCHOOL SYSTEM		X	X
NEWNAN UTILITIES		X	
OGLETHORPE COUNTY SCHOOL SYS		X	X
PELHAM BOARD OF EDUCATION	X	X	
RICHMOND CO BOARD OF HEALTH		X	X
RICHMOND COUNTY BOE		X	X
SAVANNAH/CHATHAM CONSOLID COMM		X	X
STEWART COUNTY BD OF EDUCATION	X	X	X
VARIOUS CITIES & COUNTIES	X		X
WARE COUNTY HEALTH DEPARTMENT		X	X
<u>ENDOWMENT</u>			
ENDOWMENT	X	X	X
<u>OTHER STATES/STATE UNIVERSITIES</u>			
ARIZONA STATE UNIVERSITY	X	X	X
AUBURN UNIVERSITY	X	X	X
CLEMSON UNIVERSITY	X	X	X
COLORADO STATE UNIVERSITY	X	X	X
COMMUNITY COLLEGE STHRN NEVADA			X
EASTERN VIRGINIA MED SCHOOL	X		
FLORIDA A&M UNIVERSITY	X	X	X
FLORIDA DEPT OF ENV PROTECTION	X	X	X
FLORIDA FISH&WILDLIFE CONSV COMM	X	X	X
FLORIDA STATE UNIVERSITY	X	X	X
HAWAII DEPT PF AGRICULTURE	X	X	X
INDIANA UNIVERSITY		X	X
IOWA STATE UNIVERSITY	X	X	X
KANSAS DEPT OF WILDLIFE & PARK		X	
KANSAS STATE UNIVERSITY	X	X	X
LOUISIANA DEPT WILDLIFE & FISH	X		
LOUISIANA STATE UNIVERSITY	X	X	X
MEDICAL COLLEGE OF OHIO			X
MEDICAL UNIVERSITY OF S C	X	X	X
MICHIGAN STATE UNIVERSITY	X	X	X
MISSISSIPPI STATE UNIVERSITY	X	X	X
MONTANA STATE UNIVERSITY		X	

SPONSOR TYPE & NAME	FY04	FY05	FY06
OTHER AGENCIES - OTHER STATES/STATE UNIVERSITIES (CONT.)			
NC AG/TECHNICAL STATE UNIV			X
NEW YORK UNIVERSITY			X
NORTH CAROLINA STATE UNIV	X	X	X
NORTH DAKOTA STATE UNIVERSITY		X	X
OHIO STATE UNIVERSITY			X
OKLAHOMA STATE UNIVERSITY			X
OREGON STATE UNIVERSITY	X	X	X
PENNSYLVANIA DEPT OF EDUCATION		X	
PENNSYLVANIA STATE UNIVERSITY			X
REGENTS OF THE UNIV OF MICH			X
REGENTS OF UNIVERSITY OF CALIF	X		
RUTGERS UNIVERSITY	X		X
S C SEA GRANT CONSORTIUM	X	X	
SC DEPT OF NATURAL RESOURCES	X	X	X
SOUTH CAROLINA STATE UNIV	X		
SOUTH DAKOTA STATE UNIVERSITY			X
SOUTHERN ILLINOIS UNIVERSITY		X	X
SOUTHERN UNIV AND A&M COLL -LA	X		
STATE OF WASHINGTON	X		
TEACHERS COLLEGE COLUMBIA UNIV			X
TEXAS A&M UNIVERSITY	X	X	
TEXAS COOPERATIVE EXTENSION	X	X	X
TEXAS TECH UNIVERSITY		X	
UNIV OF ALABAMA AT BIRMINGHAM	X	X	X
UNIV OF CALIFORNIA/DAVIS			X
UNIV OF CALIFORNIA/LOS ANGELES	X		
UNIV OF CALIFORNIA/RIVERSIDE			X
UNIV OF CALIFORNIA/SANTA BARBA			X
UNIV OF NEBRASKA-LINCOLN		X	X
UNIV OF SOUTHERN MISSISSIPPI		X	
UNIVERSITY OF ALABAMA	X	X	X
UNIVERSITY OF ARIZONA		X	X
UNIVERSITY OF ARKANSAS	X	X	
UNIVERSITY OF CALIFORNIA	X	X	X
UNIVERSITY OF CENTRAL FLORIDA		X	
UNIVERSITY OF CONNECTICUT	X		
UNIVERSITY OF DELAWARE	X	X	X
UNIVERSITY OF FLORIDA	X	X	X
UNIVERSITY OF HAWAII		X	X
UNIVERSITY OF IDAHO		X	
UNIVERSITY OF ILLINOIS	X	X	X
UNIVERSITY OF KANSAS	X	X	
UNIVERSITY OF KENTUCKY	X		X
UNIVERSITY OF MARYLAND		X	X
UNIVERSITY OF MEMPHIS, THE		X	X
UNIVERSITY OF MIAMI	X	X	X
UNIVERSITY OF MINNESOTA	X		
UNIVERSITY OF MISSISSIPPI			X
UNIVERSITY OF MISSOURI		X	X
UNIVERSITY OF NEW HAMPSHIRE	X		
UNIVERSITY OF NEW ORLEANS			X
UNIVERSITY OF NORTH CAROLINA	X	X	X
UNIVERSITY OF PENNSYLVANIA	X	X	X
UNIVERSITY OF PUERTO RICO	X	X	X
UNIVERSITY OF SOUTH ALABAMA		X	
UNIVERSITY OF SOUTH CAROLINA	X	X	X
UNIVERSITY OF SOUTH FLORIDA	X		
UNIVERSITY OF TENNESSEE	X	X	X
UNIVERSITY OF VIRGINIA		X	
UNIVERSITY OF WASHINGTON			X
UNIVERSITY OF WISCONSIN	X	X	X
UNIVERSITY OF WYOMING			X
UTAH STATE UNIVERSITY		X	X
VARIOUS OTHER STATES	X	X	X
VIRGINIA POLYTECHNIC INSTITUTE	X	X	X
WASHINGTON STATE UNIVERSITY			X
<u>PRIVATE - FOUNDATIONS</u>			
ACVO VISION FOR ANIMALS FNDTN			X
AGRONOMIC SCIENCE FOUNDATION	X		X
AKC CANINE HEALTH FOUNDATION	X	X	X

SPONSOR TYPE & NAME	FY04	FY05	FY06
OTHER AGENCIES - PRIVATE - FOUNDATIONS (CONT.)			
AM COL OF VET INTERNAL MED FND			X
AMER FOUND FOR PHAR EDUC	X	X	X
AMERICAN HONDA FOUNDATION	X		
AMERICAN PSYCHOLOGICAL FNDTN		X	
AMERICAN SEED RESEARCH FOUN		X	X
ANDREW W MELLON FOUNDATION	X		X
ATLANTA RSCH AND EDUCATION FND	X		
BELLSOUTH FOUNDATION		X	
BERNICE BARBOUR FOUNDATION,INC		X	X
BLANK FAMILY FOUNDATION	X		
BURROUGHS WELLCOME FUND			X
CEDAR TREE FOUNDATION, THE			X
CHEROKEE PRESERVATION FOUNDTN			X
CHILDREN'S GLAUCOMA FOUNDATION			X
CIVIL ENGINEERING RESEARCH FND			X
COTTON FDN/NATL COTTON COUNCIL	X	X	
ELLISON MEDICAL FOUNDATION	X	X	X
ELSA U PARDEE FOUNDATION			X
EPPLEY FOUNDATION FOR RSCH, INC	X		
FDN FOR AGRONOMIC RESEARCH		X	X
FETZER INSTITUTE		X	
FORD FOUNDATION			X
FRANK W NORRIS FOUNDATION	X	X	X
FREEMAN FOUNDATION	X	X	X
GA FRUIT AND VEGETABLE FDN	X	X	X
GEORGIA BAR FOUNDATION, INC	X	X	X
GEORGIA CIVIL JUSTICE FDN	X	X	X
GEORGIA 4-H FOUNDATION			X
GEORGIA-PACIFIC FOUNDATION	X		
GRAYSON-JOCKEY CLUB RSCH FNDTN	X	X	X
GULF & SO ATLANTIC FISH DEV FD	X		
HEALTHCARE GEORGIA FOUNDATION		X	X
HOLSTEIN FOUNDATION	X	X	X
INTL TURF PRODUCERS FOUNDATION	X		
JAPAN FDN CTR FOR GLOBAL PRNTS		X	
JOHN A HARTFORD FOUND THE	X	X	
JOHN D & C T MACARTHUR FOUND			X
JOHN TEMPLETON FOUNDATION			X
KAYTEE AVIAN FOUNDATION		X	
KELLOGG FOUNDATION	X		X
KETTERING FOUNDATION	X		X
KNIGHT FOUNDATION	X	X	
KNOWLES SCIENCE TEACHING FNDTN	X	X	
LEMELSON FOUNDATION	X	X	
LSB LEAKEY FOUNDATION		X	
LUMINA FOUNDATION		X	X
MARCUS FOUNDATION		X	
MCKNIGHT FOUNDATION	X	X	X
MERCK COMPANY FOUNDATION	X		X
MORRIS ANIMAL FOUNDATION	X	X	X
NATIONAL FILM PRESERVATION FDT			X
NATIONAL OSTEOPOROSIS FNDTN		X	
NATL ATHLETIC TRNS ASN R&E FDN	X		
NATL COM SCI SUSTAINABLE FSTRY	X		
NATL FISH & WILDLIFE FDN	X	X	X
NORTH AMER LIMOUSINE FOUN	X		X
OCEAN TRUST	X		
OHIO STATE RESEARCH FDN	X		X
PEANUT FOUNDATION		X	X
PETCO FOUNDATION		X	
PHRMA FOUNDATION			X
PRIMATE CONSERVATION, INC	X		
RESEARCH FD OF ST UN OF NY			X
RICHARD B RUSSELL FOUNDATION	X	X	X
ROBERT WOOD JOHNSON FOUNDATION	X	X	X
ROCKEFELLER FOUNDATION THE	X	X	X
S H KRESS FOUNDATION	X	X	
SAMUEL ROBERTS NOBLE FDN		X	X
SAPELO FOUNDATION			X
SLOAN FOUNDATION		X	X
SPENCER FOUNDATION		X	X

SPONSOR TYPE & NAME	FY04	FY05	FY06
OTHER AGENCIES - PRIVATE - FOUNDATIONS (CONT.)			
TEMPLETON FOUNDATION			X
TINKER FOUNDATION THE	X		
UNIV OF FLORIDA FOUNDATION, INC	X		
UNIV OF KENTUCKY RESEARCH FDN			X
UNIVERSITY OF MARYLAND FDN, INC			X
US CIVILIAN RSCH & DEVL FDN			X
US-UKRAINE FOUNDATION	X		
WALLACE FOUNDATION	X		X
WATSON-BROWN FOUNDATION	X		
WILLIAM & FLORA HEWLETT FOUN		X	X
WILLIAM T GRANT FOUNDATION			X
WINN FELINE FOUNDATION			X
WORMSLOE FOUNDATION	X	X	X
<u>PRIVATE - OTHER</u>			
ACADEMY OF APPLIED SCIENCE	X	X	X
ACADEMY OF MARKETING SCIENCE	X		
ACTION, INC	X	X	X
AG RESEARCH USA LIMITED	X		
ALLIANCE PRUDENT USE ANTIBIOTC			X
AM ASSN OF VET LAB DIAGNOSTICN			X
AM SOCIETY OF PHARMACOGNOSY			X
AMER ACADEMY VET DERMOTOLOGY		X	
AMER ASSN COL OF PHARMACY	X	X	
AMER ASSN FOR ADULT & CON EDUC	X	X	X
AMER ASSN FOR ADVMENT SCIENCE	X		
AMER BRAHMAN BREEDERS ASSN	X	X	X
AMER COUNCIL LEARNED SOCIETIES			X
AMER SOC FOR MICROBIOLOGISTS	X	X	X
AMER SOC TROPICAL MED/HYGIENE		X	
AMERICAN ANGUS ASSOC		X	
AMERICAN CANCER SOCIETY	X	X	X
AMERICAN CANOE ASSOCIATION			X
AMERICAN CHEMICAL SOCIETY	X	X	X
AMERICAN COUNCILS FOR INTL EDU		X	
AMERICAN DIABETES ASSOCIATION	X	X	
AMERICAN DIALECT SOCIETY		X	X
AMERICAN EDUCATIONAL RSCH ASSN	X	X	X
AMERICAN EGG BOARD	X		
AMERICAN FED FOR AGING RSCH	X	X	
AMERICAN GELBVIEH ASSOCIATION	X	X	
AMERICAN HEART ASSN	X	X	X
AMERICAN INTNL CHAROLAIS ASSOC		X	X
AMERICAN KENNEL CLUB	X		
AMERICAN LEGACY FOUNDATION			X
AMERICAN LUNG ASSOCIATION	X	X	
AMERICAN MEAT INSTITUTE	X		X
AMERICAN ORCHID SOCIETY	X		
AMERICAN PETROLEUM INSTITUTE			X
AMERICAN PSYCHOLOGICAL ASSN	X		X
AMERICAN QUARTER HORSE ASSN	X	X	X
AMERICAN RABBIT BREEDERS ASSN		X	
AMYOTROPHIC LATERAL SCLEROSIS		X	
ANONYMOUS	X	X	X
ARCH FOUNDATION		X	X
ASSN COUNTY COMM'S OF GEORGIA	X	X	X
ASSN FOR RSCH NONPROFT(ARNOVA)		X	X
ASSN LIAISON OFC UNIV COOP DEV	X		X
ASSN OF UNV CTR ON DISABILITIE		X	X
ASSN REPTILIAN & AMPHIBIAN VET			X
ASSOC COUNTY CLERKS OF GA	X	X	X
ASSOC FOR DRESSINGS & SAUCES		X	
ASSOC FOR INSTITUTIONAL RSCH		X	
ASSOC OF LIT SCHOLARS & CRITCS	X		
ASSOCIATED KOI CLUBS OF AMERIC	X		
ASSOCIATED PRESS MANAGING EDIT		X	X
BAT CONSERVATION INTERNATIONAL	X		
BATTELLE MEMORIAL INSTITUTE	X	X	X
BAYLOR COLLEGE OF MEDICINE	X	X	
BECHTEL BWXT IDAHO, LLC (BBWI)	X		
BOSTON HEALTH ECONOMICS	X		

SPONSOR TYPE & NAME	FY04	FY05	FY06
OTHER AGENCIES - PRIVATE - OTHER (CONT.)			
BOSTON MEDICAL CENTER		X	
BOSTON UNIVERSITY		X	
BROOKHAVEN NATIONAL LABS			X
C & M MASON TRUST	X	X	X
C A P P S (ACCEL PINE PRO STU)	X		X
C B HOFLAND INTERNATIONAL FUND		X	
CANON NATL PARKS SCI SCHLR PRO			X
CARNEGIE CORP OF NEW YORK	X	X	X
CARPET AND RUG INSTITUTE, THE	X	X	
CENTER FOR CIVIC EDUCATION		X	X
CHES-CHAT RVR RSRC C&D CNCL	X		
CHICAGO BOTANIC GARDEN		X	
CHILDREN'S HEALTHCARE ATLANTA	X		
CHRISTENSEN FUND, THE	X		
CITIZENS FOR DUNWOODY, INC			X
CLARK ATLANTA UNIVERSITY			X
COLLEGE BOARD		X	
COLUMBIA UNIVERSITY		X	
COMMUNITY SPECIALIST, INC		X	
COMMUNITY TRANSPORTATION, INC		X	
CONSERVATION INTERNATIONAL	X	X	X
CONSORTIUM FOR PLANT BIOTECH R	X	X	X
CORNELL UNIVERSITY	X	X	X
COTTON INCORPORATED	X	X	X
COUNCIL EDUC FACILITY PLNR INT	X		
COUNCIL OF GRAD SCH & PETERSON		X	
COUNCIL ON ALCOHOL & DRUGS -GA			X
COUNT MAXIMILLIAN HARDEGG	X		
DALTON-WHITFIELD COMMUNITY DEV	X		
DANCE/USA	X		
DENVER HEALTH & HOSPITAL AUTH		X	
DRUG INFORMATION ASSOCIATION	X		
E P JACOBSEN CHAR TR FOR ANIMA	X	X	X
ECONOMIC POLICY INSTITUTE	X		
EDUCATION RESEARCH & DEVL ASSN		X	X
EMANUEL EPISCOPAL ENDOWMENT FD	X	X	
EMORY UNIVERSITY	X	X	X
ENVIRONMENTAL INST FOR GOLF	X	X	
FAMILY CONN PARTNERSHIP, INC	X	X	X
FIGHT FOR SIGHT RSCH DIVISION		X	
FOREST LANDOWNERS ASSN, INC		X	X
FRIENDS OF COASTAL GARDENS		X	
G F PEABODY AWARDS	X	X	X
GA AFFORDABLE HOUSING COALITN			X
GA ASSN OF ASSESSING OFFICIALS		X	X
GA ASSN OF ZONING ADMINS		X	
GA CHAPTR AM PUBLIC WORKS ASSN	X		
GA CITY-COUNTY MANAGEMENT ASSN	X	X	X
GA CROP IMPROVEMENT ASSN	X	X	
GA GOVT FINANCE OFC ASSOC	X	X	X
GA LAW/RELATED EDUC CONSORTIUM	X	X	X
GA LOCAL GOVT PERSONNEL ASSN	X	X	X
GA POULTRY IMPROVEMNT ASSN, INC	X		
GA PRTNShP FOR EXCELLNCE IN ED		X	X
GARDEN CLUB OF GEORGIA, INC	X	X	X
GEORGIA ASSN OF TAX OFFICIALS	X	X	X
GEORGIA BIOMEDICAL PARTNERSHIP			X
GEORGIA BOTANICAL SOCIETY	X	X	
GEORGIA CATTLEMEN'S ASSN		X	X
GEORGIA FARM BUS MGMT ASSOC	X		
GEORGIA FORESTRY ASN, INC	X	X	X
GEORGIA MUNICIPAL ASSOCIATION	X	X	X
GEORGIA NATIVE PLANT SOCIETY	X	X	X
GEORGIA PEANUT COMMISSION			X
GEORGIA RESEARCH ALLIANCE	X		
GEORGIA TECH RESEARCH CORP		X	
GEORGIA TRANSMISSION CORP	X	X	X
GOLDEN TRIANGLE RCD COUNCIL			X
GOVT MGMT INFO SCIENCES GA CHP		X	
HARVARD UNIVERSITY			X
HAWAII AGRICULTURE RESRCH CNT		X	

SPONSOR TYPE & NAME	FY04	FY05	FY06
OTHER AGENCIES - PRIVATE - OTHER (CONT.)			
HEALTH RESEARCH, INC		X	X
HORTICULTURE RESEARCH INST			X
HUDSON-ALPHA INST FOR BIOTECHN		X	X
INST CONT LEGAL EDUCATION GA	X	X	X
INST CONTINUING JUDICIAL ED GA	X	X	
INST FOR GENOMIC RSCH-TIGR, THE	X	X	
INT'L FOOD PROTECTION, INC		X	
INTERFAITH ALLIANCE			X
INTERNATIONAL LIFE SCI INST		X	X
INTERNATIONAL READING ASSN	X		
INTERNATL CNTR FOR JOURNALISTS			X
INTL ATOMIC ENERGY AGENCY	X		
INTL BRANGUS BREEDERS ASSN	X	X	X
INTL SOC FOR PLT MOLECULAR BIO		X	
J FRANK SCHMIDT FAMILY CHARITA	X	X	
J W JONES ECOLOGICAL RSCH CTR	X	X	X
JOINT OCEANOGRAPHIC INSTITUTNS		X	X
KAPPA OMICRON NU HONOR SOCIETY	X		
KRELL INSTITUTE	X	X	
M K PENTECOST ECOLOGY TRUST FN	X	X	
MACINTOSH TRAIL REGIONL DEV CT		X	
MAYO CLINIC	X	X	
MECTIZAN DONATION PROGRAM			X
MERCER UNIVERSITY			X
MOREHOUSE COLLEGE		X	
MOREHOUSE SCHOOL OF MEDICINE			X
MUSCULAR DYSTROPHY ASSN, INC			X
NATIONAL ACADEMY OF SCIENCES		X	
NATIONAL ASSOC OF COUNTIES			X
NATIONAL ASSOC OF REALTORS		X	
NATIONAL CATTLEMEN'S BEEF ASSN			X
NATIONAL COUNCIL FOR SCI & ENV			X
NATIONAL GEOGRAPHIC SOCIETY		X	
NATIONAL PEANUT BOARD		X	X
NATIONAL WILDLIFE FEDERATION	X		
NATIONAL WRITING PROJECT	X	X	X
NATIONAL 4-H COUNCIL		X	
NATL ACADEMY OF EDUCATION		X	
NATL ALLI RSCH SCHIZ & DEPRES	X		
NATL ALLIANCE FOR PRESERVA COM	X	X	X
NATL ASSN COLLEGE & U BUS OFCR	X	X	
NATL ASSN OF ANIMAL BREEDERS	X		
NATL COLLEGIATE ATHLETIC ASSOC		X	X
NATL COLLEGIATE INVENTORS & IN			X
NATL COUN FOR AIR STREAM IMPRV	X	X	X
NATL COUNCIL FOR ECONOMIC ED	X		
NATL ENDOWMT FOR FINANCIAL EDU	X		X
NATURE CONSERVANCY THE			X
NONWOVENS CORP RESEARCH CTR	X		
NORTH CENTRAL SOYBEAN RES PROG		X	
NORTHERN INITIATIVES			X
OAK RIDGE ASSOCIATED UNIV, INC		X	X
OBERLIN COLLEGE			X
ORGANIZATION FOR AUTISM RESRCH	X	X	
OVARIAN CANCER INSTITUTE	X	X	
PARTNERSHIP AGAINST DOMESTIC V	X		
PFIZER ANIMAL HEALTH		X	
PLANATION MGMT RSCH COOPERATIV	X	X	X
PLOUGHSHARES FUND	X		X
RENSSELAER POLYTECHNIC INSTITU			X
RHODES COLLEGE	X	X	
ROBERT BROWNE FOUNDATION			X
SAVANNAH PRESBYTERY ECOLOGY FD	X	X	
SC SEA GRANT CONSORTIUM		X	X
SCHOMBURG CTR RSCH BLACK CULTR			X
SE CENTER EMERGING BIO THREATS	X	X	
SELBY GARDENS	X		
SENEPOL CATTLE BREEDERS ASSN	X		X
SHARING NETWORK, THE		X	
SHEPARD SPINAL CENTER	X		
SMART START GEORGIA	X		

SPONSOR TYPE & NAME	FY04	FY05	FY06
OTHER AGENCIES - PRIVATE - OTHER (CONT.)			
SOCIETY FOR NEUROSCIENCE	X		X
SOUTH CAROLINA PEACH COUNCIL	X		
SOUTHEASTERN ARCH SERVICES, INC		X	
SOUTHEASTERN PECAN GROWERS ASN	X	X	
SOUTHERN FOREST RSCH PARTNERSH		X	X
SOUTHERN HISTORICAL ASSN	X	X	X
SOUTHERN REGION SM FRUIT CONS	X	X	X
SOUTHERN RESEARCH INSTITUTE			X
SOUTHERN SOY DEVELOPMENT CORP		X	
SOUTHERN STATES ENERGY BOARD		X	
SOUTHWEST GA HOUSING DEV CORP	X		
SREB BD CONTROL SOUTHERN RGN		X	X
STANFORD UNIVERSITY			X
STANLEY SMITH HORTICLTRL TRUST			X
STATEWIDE ILC OF GEORGIA, INC	X	X	X
STUDENTS IN FREE ENTERPRISE		X	X
TALLATOONA COMM ACTION PARTNER	X		
TIAA-CREF INSTITUTE			X
TROUT UNLIMITED - COOSA VALLEY		X	
TULANE UNIVERSITY		X	X
TUSKEGEE UNIVERSITY	X	X	
UGA REAL ESTATE FOUNDATION	X	X	X
UNITED NEGRO COLLEGE FUND		X	
UNITED SOYBEAN BOARD		X	X
UNITED WAY OF CHATTOHOOCHE VAL	X		X
UNITED WAY OF METRO ATLANTA			X
UNIV CONSORTIUM GEOG INFO SCIE	X		
UNIV EMPLOYEES FED CREDIT UNIO			X
UNIV OF SOUTHERN CALIFORNIA	X		
US DISABLED ATHLETES FUND, INC	X	X	
US GOLF ASSOCIATION	X	X	X
US Highbush BLUEBERRY COUNCIL			X
US PHARMACOPEIAL CONVENTN, INC	X		
US POULTRY & EGG ASSOCIATION	X	X	X
UT-BATTELLE LLC	X	X	X
VARIOUS-INCOME	X	X	X
VARIOUS-INDIVIDUALS		X	
VARIOUS-NON-CORP GIFTS		X	X
VARIOUS-NON-CORP GRANTS	X	X	X
VARIOUS-NONGIFT	X	X	X
VIDALIA ONION COMMITTEE			X
W E UPJOHN INST EMPLOYMT RSCH		X	
WABASH COLLEGE		X	
WATER SYSTEMS COUNCIL	X		
WEST VIRGINIA HUMANITIES COUNCIL			X
WHEELING JESUIT COLLEGE	X	X	
WILDERNESS SOCIETY, THE	X		
WILDLIFE TRUST		X	
WILLS MEMORIAL HOSPITAL		X	
WOOD SUPPLY RESEARCH INSTITUTE		X	
WOODS HOLE RESEARCH CENTER	X		X
WORLD LEARNING, INC	X		X
YALE UNIVERSITY			X

GEORGIA STATE AGENCIES

ADMIN OFFICE OF THE COURTS		X	X
ATLANTA REGIONAL COMMISSION	X	X	X
BD OF REGENTS/UNIV SYS OF GA	X	X	X
FORT VALLEY STATE UNIVERSITY	X	X	X
GA ASSN OF CODE ENFORCEMENT		X	X

SPONSOR TYPE & NAME	FY04	FY05	FY06
GEORGIA STATE AGENCIES (CONT.)			
GA BRAIN & SPINAL INJURY TRUST	X		X
GA CHILDRENS TRUST FUND COMM	X	X	X
GA COMMODITY COMM COTTON	X	X	X
GA COMMODITY COMM FOR CORN	X	X	X
GA COMMODITY COMM FOR PECANS	X	X	X
GA COMMODITY COMM PEACHES	X	X	X
GA COMMODITY COMM PEANUTS	X	X	X
GA COMMODITY COMM SOYBEANS	X	X	X
GA COMMODITY COMM TOBACCO	X	X	X
GA COUNCIL FOR THE ARTS	X	X	
GA DEPT OF AGRICULTURE	X	X	X
GA DEPT OF AUDITS	X		
GA DEPT OF COMMUNITY AFFAIRS	X	X	X
GA DEPT OF COMMUNITY HEALTH	X		
GA DEPT OF CORRECTIONS	X	X	X
GA DEPT OF EARLY CARE & LEARNG		X	X
GA DEPT OF EDUCATION	X	X	X
GA DEPT OF HUMAN RESOURCES	X	X	X
GA DEPT OF JUVENILE JUSTICE	X	X	X
GA DEPT OF LABOR	X		X
GA DEPT OF NATURAL RESOURCES	X	X	X
GA DEPT OF PUBLIC SAFETY	X	X	X
GA DEPT OF TECH AND ADULT ED	X	X	X
GA DEPT OF TRANSPORTATION	X	X	X
GA EMERGENCY MGNT AGENCY	X	X	
GA ENV FACILITIES AUTHORITY	X	X	X
GA FORESTRY COMMISSION	X	X	X
GA GENERAL ASSEMBLY	X	X	X
GA GOV OFFICE OF CONS AFFAIRS		X	X
GA HOUSING AND FINANCE AUTH			X
GA INSTITUTE OF TECHNOLOGY	X	X	X
GA OFFICE OF PLANNING & BUDGET	X	X	X
GA PORTS AUTHORITY	X		
GA SECRETARY OF STATE	X		X
GA STATE BD OF PARDON & PAROLE		X	
GA STATE UNIVERSITY	X	X	X
GA VOCATIONAL STAFF DEV CONS	X	X	X
GA WORLD CONGRES CTR AUTHORITY	X	X	X
GAINESVILLE COLLEGE	X		
GEORGIA BUREAU OF INVESTIGATIO	X	X	X
GEORGIA CANCER COALITION	X	X	X
GEORGIA CHILDCARE COUNCIL	X	X	X
GEORGIA HUMANITIES COUNCIL	X	X	X
GOVERNORS COUNCIL ON DEV DISAB	X	X	
GOVERNORS OFF OF HIGHWAY SAFTY	X	X	X
GRN COMMUNITY SERVICE BOARD	X		X
MEDICAL COLLEGE OF GEORGIA	X	X	X
METRO REGL EDUC SVC AGCY-MRESA	X		
NE GA AREA AGCY ON AGING		X	
NE GA REGIONAL DEVL CENTER	X		X
NORTH GEORGIA COLLEGE	X		
OFFICE OF SCHOOL READINESS	X	X	
SKIDAWAY INST OF OCEANOGRAPHY	X		X
UNIVERSITY OF WEST GEORGIA			X

OTHER UGA RELATED AGENCIES

UOFGA ATHLETIC ASSOCIATION	X	X	X
UOFGA FOUNDATION	X	X	X
UOFGA RESEARCH FOUNDATION, INC	X	X	X

SPONSORED AWARDS BY BUDGETARY/ACADEMIC UNITS

FY2006 (First Quarter Only)

UNIT NAME	BUDGETARY		ACADEMIC	
	PI CNT	AMOUNT	PI CNT	AMOUNT
COLL OF AGRIC & ENV SCI - AES				
AG & APPLIED ECON RSCH COLLEGE	1	3,192	1	3,192
AG & APPLIED ECON RSCH GEORGIA	2	50,540	2	50,540
ANIMAL SCIENCE RSCH COASTAL	5	49,203	4	49,201
ANIMAL SCIENCE RSCH COLLEGE	8	389,761	6	368,376
ASSIST DEAN'S OFF - GEORGIA	5	448,293	5	161,009
BIOLOGICAL AG ENG RSCH COASTAL	1	0	1	108,763
BIOLOGICAL AG ENG RSCH COLLEGE	8	-3,175	8	-63,054
BIOLOGICAL AG ENG RSCH GEORGIA	3	-3,515	2	-3,515
CENTER FOR FOOD SAFETY-GEORGIA	8	275,831	7	278,331
CROP & SOIL SCIENCES COASTAL	7	89,638	11	158,874
CROP & SOIL SCIENCES COLLEGE	7	413,214	7	188,717
CROP & SOIL SCIENCES GEORGIA	7	355,535	6	436,018
CTR APPLIED GEN TECH - COLLEGE	9	694,694	4	185,261
ENTOMOLOGY RESEARCH COASTAL	10	63,840	8	54,306
ENTOMOLOGY RESEARCH COLLEGE	10	189,579	7	172,579
ENTOMOLOGY RESEARCH GEORGIA	5	69,026	4	59,026
FOOD SCI & TECHNOLOGY COLLEGE	12	363,078	4	347,399
FOOD SCI & TECHNOLOGY-GEORGIA	6	58,935	6	58,935
GENERAL EXPENSE COASTAL	16	739,554	8	472,804
HORTICULTURE RESEARCH COASTAL	0	0	1	1,500
HORTICULTURE RESEARCH COLLEGE	6	55,559	4	22,166
HORTICULTURE RESEARCH GEORGIA	5	62,060	3	12,060
MOUNTAIN RSCH & ED CTR GEORGIA	1	28,579	1	28,579
OFF OF GLOBAL PROGRAMS - RSCH	0	0	1	53,692
OFFICE OF COLLEGE ADVANCEMENT	1	22,000	1	22,000
PLANT PATHOLOGY RESEARCH	8	174,326	2	15,154
PLANT PATHOLOGY RESRCH GEORGIA	11	89,352	10	89,352
PLANT PATHOLOGY RSCH COASTAL	6	50,500	5	46,300
POULTRY SCIENCE RSCH COLLEGE	6	11,600	4	9,000
	174	4,741,199	133	3,386,564
COLL OF AGRIC & ENV SCI - GEN				
AGRICULTURAL & APPLIED ECONOM	0	0	1	0
ANIMAL AND DAIRY SCIENCE	0	0	2	10,002
ASSOC DEAN'S OFF ACADEMIC AFFAI	8	559,287	2	223,715
BIOLOGICAL AGRICUL ENGINEERING	5	11,056	18	405,983
CROP & SOIL SCIENCES	1	168	14	1,355,741
ENTOMOLOGY	2	6,000	10	129,500
ENVIRONMENTAL HEALTH SCI	4	52,589	4	52,589
EXTENSION FAMILY & CONSUMER SC	8	1,078,380	7	929,565
FOOD SCIENCE & TECHNOLOGY	3	276,000	14	482,495
HORTICULTURE	0	0	2	7,889
OFF OF GLOBAL PROGRAMS - INST	3	77,117	1	414

Budgetary Unit is defined as the department or office responsible for managing and administering the primary sponsored project account.

The total dollar value of a given award is credited to the budgetary unit.

Academic Unit is the department where an investigator's salary line and academic appointment is held. The dollar amount listed here is equivalent to the percent credit identified by investigator(s) on the Proposal Transmittal Sheet.

SPONSORED AWARDS BY BUDGETARY/ACADEMIC UNITS

FY2006 (First Quarter Only)

UNIT NAME	BUDGETARY		ACADEMIC	
	PI CNT	AMOUNT	PI CNT	AMOUNT
PLANT PATHOLOGY	0	0	9	164,772
POULTRY SCIENCE	0	0	1	0
	34	2,060,597	85	3,762,664
COLL OF JOURNALISM & MASS COMM				
COLL OF JOURNALISM & MASS COMM	18	1,527,596	18	1,527,596
	18	1,527,596	18	1,527,596
COLLEGE OF ARTS & SCIENCES				
ANTHROPOLOGY	6	65,972	8	85,972
ART	5	56,078	5	56,078
ARTS & SC-SPECIAL PROGRAMS	1	99,840	1	5,000
ARTS & SCIENCES - DEAN'S OFFICE	3	46,522	2	522
BIOCHEMISTRY & MOLECULAR BIOL	14	4,081,380	19	4,397,290
BIOLOGICAL SCIENCES	1	1	1	49,643
CELLULAR BIOLOGY	7	278,043	7	278,043
CHEMISTRY	8	633,845	9	748,661
COMPARATIVE LITERATURE	0	0	1	99,840
COMPUTER SCIENCE	5	132,000	5	132,000
CTR FOR COMP QUANTUM CHEMISTRY	1	114,816	0	0
CTR FOR REMOTE SENSE & MAP SCI	1	0	0	0
DANCE	1	3,595	1	3,595
DRAMA AND THEATRE	1	10,000	2	56,000
ENGLISH	6	139,888	6	139,888
GENETICS	9	792,404	13	1,098,358
GEOGRAPHY	4	80,236	7	145,588
GEOLOGY	1	13,000	1	13,000
HISTORY	6	92,600	6	92,600
MATHEMATICS	3	22,330	1	10,530
MICROBIOLOGY	9	729,770	12	1,123,137
MUSEUM OF NATURAL HISTORY	2	4,666	3	19,116
MUSIC	8	98,561	8	98,561
PHYSICS AND ASTRONOMY	2	76,268	2	76,268
PLANT BIOLOGY	16	2,728,068	16	2,357,730
PSYCHOLOGY	6	203,374	13	2,030,146
RELIGION	2	3,900	2	3,900
SCHOOL OF MARINE PROGRAMS	5	801,373	8	821,702
SOCIOLOGY	1	0	6	1,358,816
SPEECH COMMUNICATION	2	55,019	2	55,019
STATISTICS	1	-5,944	1	-5,944
	137	11,357,605	168	15,351,059
COLLEGE OF EDUCATION				
COMM SCI & SPECIAL ED	5	621,505	21	2,482,202
COUNSELING & HUMAN DEVEL	11	150,848	0	0
ED PSYCHOLOGY & INST TECH	8	413,614	2	22,008
EDUCATION - DEAN'S OFFICE	15	3,805,116	10	2,737,754
ELEMENTARY & SOCIAL STUDIES	4	12,308	0	0
KINESIOLOGY	15	1,205,271	20	1,743,408

SPONSORED AWARDS BY BUDGETARY/ACADEMIC UNITS

FY2006 (First Quarter Only)

UNIT NAME	BUDGETARY		ACADEMIC	
	PI CNT	AMOUNT	PI CNT	AMOUNT
LANGUAGE & LITERACY ED	0	-14	9	478,007
LIFELONG ED, ADMIN & POLICY	0	0	1	-4,271
MATHEMATICS & SCIENCE ED	1	86,079	1	86,079
WKFORCE LEADERSHIP & SOC FND	5	231,687	5	634,974
	64	6,526,414	69	8,180,159
COLLEGE OF ENVIRONMENT & DESIGN				
COLLEGE ENVIRONMENT & DESIGN	0	0	1	90,000
INSTITUTE OF ECOLOGY	9	114,744	8	383,820
SCHOOL OF ENVIRONMENTAL DESIGN	2	90,000	3	14,963
	11	204,744	12	488,783
COLLEGE OF FAMILY & CONSUM SCI				
CHILD & FAMILY DEVELOPMENT	6	4,483	17	2,773,763
COLLEGE OF FAMILY & CONSUM SCI	4	198,091	7	265,351
FOOD & NUTRITION	7	82,870	13	768,417
HOUSING & CONSUMER ECONOMICS	3	36,965	3	36,965
INST ON HUMAN DEV & DISABILITY	4	531,312	0	0
TEXTILES-MERCHANDISE-INTERIORS	2	34,859	1	0
	26	888,580	41	3,844,496
COLLEGE OF PHARMACY				
CLINICAL AND ADMIN PHARMACY	5	494,941	6	487,569
COLLEGE OF PHARMACY	6	217,257	5	224,629
PHARMACEUTICAL & BIOMED SCIENC	9	188,467	11	393,217
	20	900,665	22	1,105,415
COLLEGE OF PUBLIC HEALTH				
GERONTOLOGY	10	1,646,709	3	639,250
HEALTH PROMOTION & BEHAVIOR	13	2,415,211	4	83,420
	23	4,061,920	7	722,670
COLLEGE OF VETERINARY MEDICINE				
ANATOMY AND RADIOLOGY	2	311,322	3	386,322
ATHENS DIAGNOSTIC LAB	0	0	1	120,334
DIAGNOSTIC LABS STAFF BENEFITS	2	1	2	1
INFECTIOUS DISEASES	12	601,216	10	678,725
LARGE ANIMAL MEDICINE	13	219,581	16	724,236
PATHOLOGY	3	8,551	5	59,861
PHYSIOLOGY AND PHARMACOLOGY	10	626,538	7	550,023
POPULATION HEALTH	11	1,410,758	8	978,314
SMALL ANIMAL MEDICINE	6	261,988	9	324,832
TIFTON DIAGNOSTIC LAB	1	0	2	120,334
VET MED ANIMAL RESOURCES	1	0	0	0
VETERINARY MEDICINE-DEAN'S OFF	27	1,093,216	25	822,465
WILDLIFE DISEASE STUDY	9	492,523	8	407,122
	97	5,025,694	96	5,172,568

SPONSORED AWARDS BY BUDGETARY/ACADEMIC UNITS

FY2006 (First Quarter Only)

UNIT NAME	BUDGETARY		ACADEMIC	
	PI CNT	AMOUNT	PI CNT	AMOUNT
COOPERATIVE EXTENSION SERVICE				
AG & APPLIED ECONOMICS-CES	2	1,000	1	1,000
ANIMAL SCIENCE - CES	1	1,000	1	1,000
ASSISTANT DEAN/GRIFFIN CAMPUS	1	33,828	1	169,306
ASSOC DEAN FOR EXTENSION	5	288,500	6	300,903
BIOLOGICAL AG ENG-CES	5	86,739	1	19,282
CAES BUSINESS OFFICE-CES	0	0	1	7,814
CONTINUING EDUCATION - CES	2	17,500	0	0
CROP AND SOIL SCIENCES-CES	10	140,187	14	271,940
ENTOMOLOGY-CES	8	128,822	9	134,828
HORTICULTURE-CES	2	6,000	3	56,000
NORTHEAST DISTRICT - CES	5	49,764	6	129,057
NORTHWEST DISTRICT - CES	16	402,067	12	285,818
PESTICIDE & HAZARDOUS WASTE LB	1	21,600	1	21,600
PLANT PATHOLOGY-CES	8	140,625	9	187,075
POULTRY SCIENCE-CES	4	33,720	5	36,320
SOUTHEAST DISTRICT - CES	3	31,839	3	16,192
SOUTHWEST DISTRICT - CES	3	126,024	2	117,886
WEST DISTRICT - CES	1	0	5	60,741
4-H AND YOUTH-CES	3	304,215	3	304,215
	80	1,813,430	83	2,120,977
SCH OF PUBLIC & INTL AFFAIRS				
CNTR FOR INTERNTL TRADE & SEC	16	585,414	8	518,289
GLOBIS CENTER	1	5,000	0	0
INTERNATIONAL AFFAIRS - SPIA	0	-222	4	66,859
PUBLIC ADMIN & POLICY	2	26,045	0	0
SCH PUBLIC & INTRNTL AFFAIRS	2	6,144	7	32,233
	21	622,381	19	617,381
SCHOOL OF FOREST RESOURCES				
FOREST RES/AQUACULTURE-CES	0	0	4	22,500
FORESTRY COOPERATIVE EXT SRVC	1	15,000	0	0
FORESTRY RESEARCH	14	430,883	6	251,908
SCHOOL OF FOREST RESOURCES	54	1,946,314	57	2,072,604
	69	2,392,197	67	2,347,013
SCHOOL OF LAW				
LAW SCHOOL LIBRARY	3	5,500	2	1,500
SCHOOL OF LAW	20	726,783	21	730,783
	23	732,283	23	732,283
SCHOOL OF SOCIAL WORK				
SCHOOL OF SOCIAL WORK	5	1,790,122	6	2,240,122
	5	1,790,122	6	2,240,122
SR VP ACADEMIC AFFAIRS UNITS				
EITS SPECIAL SYSTEMS SUPPORT	0	-1,009,599	0	-1,009,599
ENGINEERING	8	191,279	1	950

SPONSORED AWARDS BY BUDGETARY/ACADEMIC UNITS

FY2006 (First Quarter Only)

UNIT NAME	BUDGETARY		ACADEMIC	
	PI CNT	AMOUNT	PI CNT	AMOUNT
GEORGIA MUSEUM OF ART	11	254,392	11	254,392
GRADUATE SCHOOL	2	108,424	3	163,624
HONORS PROGRAM	3	12,385	3	12,385
LIBRARIES-BOOKS	9	236,382	3	110,384
LIBRARIES-GENERAL OPERATIONS	4	58,959	10	184,957
OFFICE INT'L AFFAIRS/EDUCATION	3	28,968	3	28,968
SR VP OFFICE ACADEMIC AFFAIRS	1	15,000	1	15,000
	41	-103,810	35	-238,939
SR VP FOR EXTERNAL AFF UNITS				
CAREER CENTER	2	50,913	1	913
PUBLIC AFFAIRS	4	38,327	4	38,327
SR VP FOR EXTERNAL AFFAIRS	1	500,000	1	500,000
	7	589,240	6	539,240
SR VP FOR FINANCE & ADMIN				
FACILITIES PLANNING OFFICE	2	1,678,381	2	1,678,381
	2	1,678,381	2	1,678,381
TERRY COLLEGE OF BUSINESS				
BANKING AND FINANCE	3	10,770	4	91,140
ECONOMICS	6	89,370	7	129,724
INS/LEGAL STUD & REAL ESTATE	3	51,633	5	121,381
J M TULL SCH OF ACCOUNTING	4	162,779	4	162,779
MANAGEMENT	4	54,246	7	106,234
MANAGEMENT INFORMATION SYSTEMS	1	4,035	1	4,035
MARKETING AND DISTRIBUTION	1	204,824	1	204,824
SIMON S SELIG JR CTR ECON GROW	1	48,018	2	71,984
TERRY COLLEGE - DEAN'S OFFICE	26	846,541	18	580,115
	49	1,472,216	49	1,472,216
VP FOR INSTRUCTION UNITS				
DIV OF ACADEMIC ENHANCEMENT	5	1,093,807	5	1,093,807
INSTITUTE OF HIGHER EDUCATION	2	22,500	2	22,500
	7	1,116,307	7	1,116,307
VP FOR PUBSV & OUTREACH UNITS				
BOTANICAL GARDEN	6	107,110	6	107,110
CARL VINSON INSTITUTE OF GOVT	21	2,426,073	21	2,426,073
CONT ED: LEARNING SERVICES	1	-25,312	1	-25,312
FANNING INSTITUTE	5	669,500	4	669,500
INTL PUBLIC SERVICE & OUTREACH	0	0	1	23,011
MARINE EXTENSION SERVICE	3	73,821	3	73,821
OFFICE OF ACAD SPECIAL PROGRAM	1	10,400	1	10,400
SMALL BUSINESS DEVELOPMENT CTR	35	24,411	36	24,411
	72	3,286,003	73	3,309,014

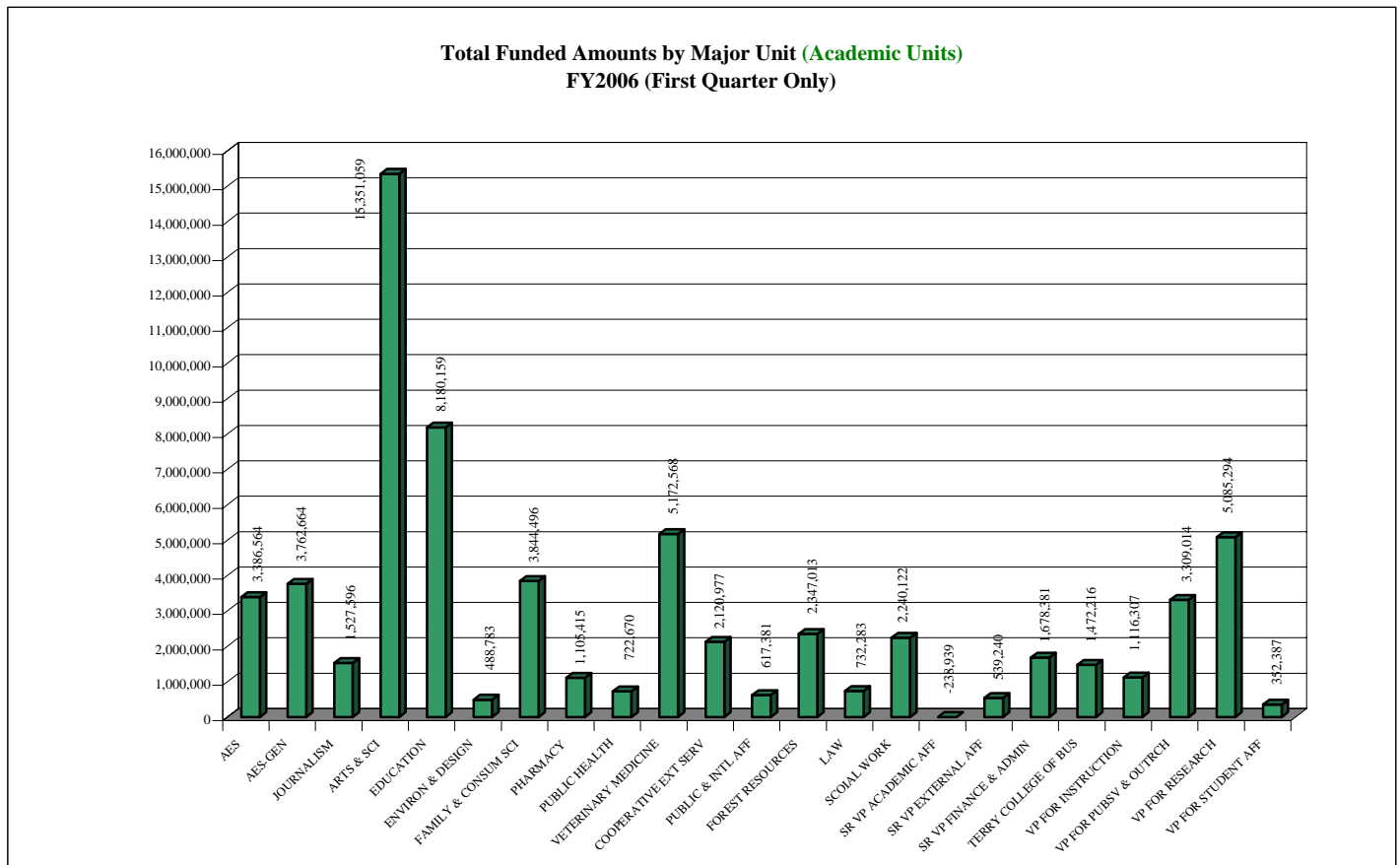
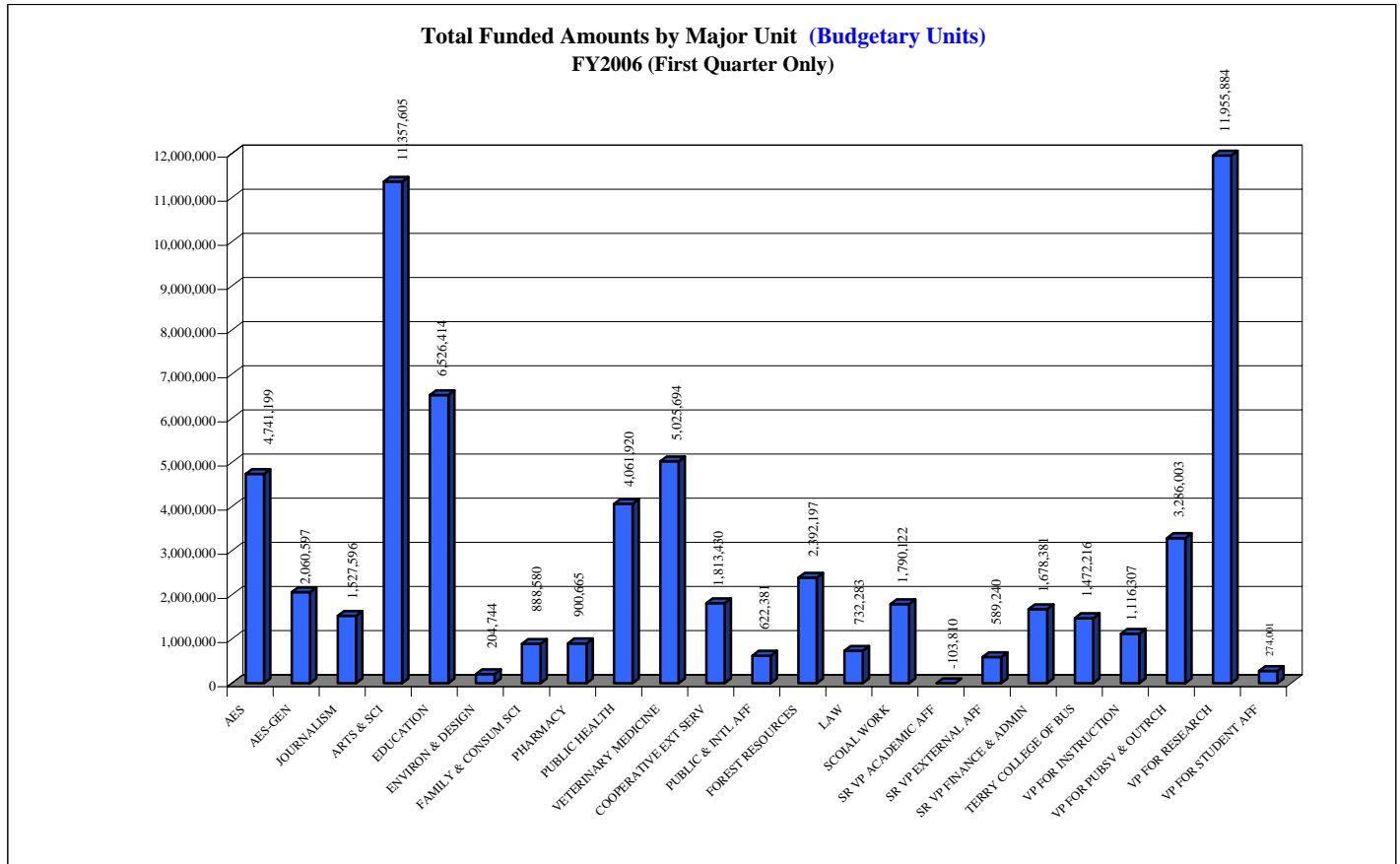
SPONSORED AWARDS BY BUDGETARY/ACADEMIC UNITS

FY2006 (First Quarter Only)

UNIT NAME	BUDGETARY		ACADEMIC	
	PI CNT	AMOUNT	PI CNT	AMOUNT
VP FOR RESEARCH UNITS				
BIOMED & HEALTH SCI INSTITUTE	6	-12,466	3	-8,070
CANCER CENTER OF EXCELLENCE	2	140,400	0	0
COMPLEX CARBOHYDRATE CENTER	20	3,643,722	18	3,402,703
CTR APPLIED GEN TECH - RI	5	213,179	0	0
CTR TROP EMERGING GLOB DISEASE	2	325,117	0	0
INSTITUTE FOR BEHAVIORAL RSCH	23	5,510,931	4	335,632
INSTITUTE OF ECOLOGY-RESEARCH	9	170,277	5	125,808
MARINE INSTITUTE	4	20,331	1	2
SAVANNAH RIVER ECOLOGY LAB	12	323,728	11	298,728
SEA GRANT PROGRAM	5	136,593	5	136,593
UGARF SR FACULTY RSCH GRANT	11	1,284,726	0	0
VP OFFICE FOR RESEARCH	1	199,346	9	793,898
	100	11,955,884	56	5,085,294
VP FOR STUDENT AFFAIRS UNITS				
FOREST RESOURCES-SA	0	0	1	32,782
RECREATIONAL SPORTS	1	69,999	2	65,603
STUDENT ACTIVITIES - PROGRAMS	1	4,002	1	4,002
UNIVERSITY HEALTH CENTER	0	0	1	200,000
VP OFFICE FOR STUDENT AFFAIRS	1	200,000	0	0
WORK STUDY	0	0	1	50,000
	3	274,001	6	352,387
GRAND TOTAL	1,083	64,913,650	1,083	64,913,650

SPONSORED AWARDS BY BUDGETARY/ACADEMIC UNITS GRAPH

FY2006 (First Quarter Only)



SPONSORED AWARDS BY BUDGETARY/ACADEMIC UNITS

FY2006 (First & Second Quarters)

UNIT NAME	BUDGETARY		ACADEMIC	
	PI CNT	AMOUNT	PI CNT	AMOUNT
COLL OF AGRIC & ENV SCI - AES				
AG & APPLIED ECON RSCH COLLEGE	6	103,042	2	23,192
AG & APPLIED ECON RSCH GEORGIA	2	50,540	2	50,540
ANIMAL SCIENCE RSCH COASTAL	10	89,203	8	85,451
ANIMAL SCIENCE RSCH COLLEGE	25	1,035,364	19	969,953
ASSIST DEAN'S OFF - COASTAL	1	208,500	1	208,500
ASSIST DEAN'S OFF - GEORGIA	7	514,231	9	2,258,767
BIOLOGICAL AG ENG RSCH COASTAL	5	655,000	4	481,783
BIOLOGICAL AG ENG RSCH COLLEGE	15	163,057	13	1,421,853
BIOLOGICAL AG ENG RSCH GEORGIA	7	156,485	4	116,485
CENTER FOR FOOD SAFETY-GEORGIA	14	435,331	8	286,331
CROP & SOIL SCIENCES COASTAL	13	198,106	17	266,642
CROP & SOIL SCIENCES COLLEGE	14	618,929	14	530,453
CROP & SOIL SCIENCES GEORGIA	11	424,364	7	439,847
CTR APPLIED GEN TECH - COLLEGE	19	1,552,752	6	482,718
ENTOMOLOGY RESEARCH COASTAL	18	119,142	16	128,133
ENTOMOLOGY RESEARCH COLLEGE	23	818,819	12	214,629
ENTOMOLOGY RESEARCH GEORGIA	10	182,921	10	182,921
FOOD SCI & TECHNOLOGY COLLEGE	16	667,590	12	583,411
FOOD SCI & TECHNOLOGY-GEORGIA	12	221,658	15	553,158
GENERAL EXPENSE COASTAL	20	874,565	11	825,315
HORTICULTURE RESEARCH COASTAL	2	39,150	3	40,650
HORTICULTURE RESEARCH COLLEGE	17	132,115	10	69,594
HORTICULTURE RESEARCH GEORGIA	6	64,060	5	16,810
MOUNTAIN RSCH & ED CTR GEORGIA	2	28,599	2	28,599
OFF OF GLOBAL PROGRAMS - RSCH	9	2,550,000	2	101,692
OFFICE OF COLLEGE ADVANCEMENT	1	22,000	1	22,000
PLANT PATHOLOGY RESEARCH	12	579,054	4	415,054
PLANT PATHOLOGY RESRCH GEORGIA	14	87,711	13	87,711
PLANT PATHOLOGY RSCH COASTAL	13	137,600	14	191,376
POULTRY SCIENCE RSCH COLLEGE	12	50,488	10	58,975
TIFTON - INSTRUCTION	1	75,520	0	0
	337	12,855,896	254	11,142,542
COLL OF AGRIC & ENV SCI - GEN				
AG. LEAD, EDUC & COMM	1	70,568	1	70,568
AGRICULTURAL & APPLIED ECONOM	0	0	5	93,831
ANIMAL AND DAIRY SCIENCE	0	0	4	32,135
ASSOC DEAN'S OFF ACADEMIC AFFAI	8	559,287	2	223,715
BIOLOGICAL AGRICUL ENGINEERING	7	11,806	28	680,779
CROP & SOIL SCIENCES	1	168	25	2,339,197
ENTOMOLOGY	3	44,000	18	686,690
ENVIRONMENTAL HEALTH SCI	9	162,211	7	137,868
EXTENSION FAMILY & CONSUMER SC	11	2,044,243	13	2,059,039

Budgetary Unit is defined as the department or office responsible for managing and administering the primary sponsored project account.

The total dollar value of a given award is credited to the budgetary unit.

Academic Unit is the department where an investigator's salary line and academic appointment is held. The dollar amount listed here is equivalent to the percent credit identified by investigator(s) on the Proposal Transmittal Sheet.

SPONSORED AWARDS BY BUDGETARY/ACADEMIC UNITS

FY2006 (First & Second Quarters)

UNIT NAME	BUDGETARY		ACADEMIC	
	PI CNT	AMOUNT	PI CNT	AMOUNT
FOOD SCIENCE & TECHNOLOGY	3	276,000	15	702,495
HORTICULTURE	0	0	5	34,267
OFF OF GLOBAL PROGRAMS - INST	5	125,617	2	914
PLANT PATHOLOGY	0	0	13	257,350
POULTRY SCIENCE	0	0	4	25,363
	48	3,293,900	142	7,344,211
COLL OF JOURNALISM & MASS COMM				
COLL OF JOURNALISM & MASS COMM	21	1,570,076	21	1,570,076
NEW MEDIA INSTITUTE	1	40,000	1	40,000
	22	1,610,076	22	1,610,076
COLLEGE OF ARTS & SCIENCES				
ANTHROPOLOGY	14	203,372	20	543,222
ART	5	56,078	5	56,078
ARTS & SC-SPECIAL PROGRAMS	1	99,840	1	5,000
ARTS & SCIENCES - DEAN'S OFFICE	4	47,522	3	1,522
BIOCHEMISTRY & MOLECULAR BIOL	23	4,501,063	30	4,859,414
BIOLOGICAL SCIENCES	1	1	1	49,643
CELLULAR BIOLOGY	8	338,043	11	918,614
CHEMISTRY	12	937,922	15	1,089,948
COMPARATIVE LITERATURE	0	0	1	99,840
COMPUTER SCIENCE	5	132,000	5	132,000
CTR FOR COMP QUANTUM CHEMISTRY	1	114,816	0	0
CTR FOR REMOTE SENSE & MAP SCI	2	5,000	4	106,571
DANCE	1	3,595	1	3,595
DRAMA AND THEATRE	1	10,000	2	56,000
ENGLISH	7	164,888	9	667,430
GENETICS	14	1,199,005	18	1,504,959
GEOGRAPHY	9	266,132	9	229,913
GEOLOGY	1	13,000	1	13,000
HISTORY	7	108,600	7	108,600
MATHEMATICS	3	22,330	1	10,530
MICROBIOLOGY	14	1,092,970	18	1,763,582
MUSEUM OF NATURAL HISTORY	2	4,666	3	19,116
MUSIC	11	137,651	11	137,651
PHYSICS AND ASTRONOMY	6	542,387	6	542,387
PLANT BIOLOGY	21	4,713,844	20	3,954,942
PSYCHOLOGY	8	235,306	16	2,063,078
RELIGION	2	3,900	2	3,900
ROMANCE LANGUAGES	0	0	1	5,032
SCHOOL OF MARINE PROGRAMS	15	1,385,018	20	1,350,740
SOCIOLOGY	2	10,022	8	1,441,702
SPEECH COMMUNICATION	2	55,019	8	841,719
STATISTICS	2	1,207	2	1,207
	204	16,405,197	259	22,580,934

SPONSORED AWARDS BY BUDGETARY/ACADEMIC UNITS

FY2006 (First & Second Quarters)

UNIT NAME	BUDGETARY		ACADEMIC	
	PI CNT	AMOUNT	PI CNT	AMOUNT
COLLEGE OF EDUCATION				
COMM SCI & SPECIAL ED	7	625,508	27	2,728,298
COUNSELING & HUMAN DEVEL	14	201,098	0	0
ED PSYCHOLOGY & INST TECH	8	413,614	2	22,008
EDUCATION - DEAN'S OFFICE	30	9,931,891	22	8,213,663
ELEMENTARY & SOCIAL STUDIES	8	81,809	1	12,375
KINESIOLOGY	21	1,263,039	30	2,275,944
LANGUAGE & LITERACY ED	2	354,491	14	878,262
LIFELONG ED, ADMIN & POLICY	3	327,381	3	316,197
MATHEMATICS & SCIENCE ED	1	86,079	1	86,079
WKFORCE LEADERSHIP & SOC FND	5	231,687	10	1,292,753
	99	13,516,597	110	15,825,578
COLLEGE OF ENVIRONMENT & DESIGN				
COLLEGE ENVIRONMENT & DESIGN	1	20,907	2	110,907
INSTITUTE OF ECOLOGY	19	1,535,427	19	1,713,574
SCHOOL OF ENVIRONMENTAL DESIGN	5	224,000	8	299,364
	25	1,780,334	29	2,123,845
COLLEGE OF FAMILY & CONSUM SCI				
CHILD & FAMILY DEVELOPMENT	17	817,060	36	5,514,262
COLLEGE OF FAMILY & CONSUM SCI	6	201,314	9	268,574
FOOD & NUTRITION	20	388,761	28	1,094,308
HOUSING & CONSUMER ECONOMICS	6	174,627	5	143,296
INST ON HUMAN DEV & DISABILITY	9	1,613,512	0	0
TEXTILES-MERCHANDISE-INTERIORS	2	34,859	1	0
	60	3,230,133	79	7,020,440
COLLEGE OF PHARMACY				
CLINICAL AND ADMIN PHARMACY	8	688,466	8	670,242
COLLEGE OF PHARMACY	6	201,057	5	208,429
PHARMACEUTICAL & BIOMED SCIENC	23	809,648	25	992,999
	37	1,699,171	38	1,871,670
COLLEGE OF PUBLIC HEALTH				
GERONTOLOGY	15	1,990,468	8	983,009
HEALTH PROMOTION & BEHAVIOR	19	2,907,579	6	101,020
	34	4,898,047	14	1,084,029
COLLEGE OF VETERINARY MEDICINE				
ANATOMY AND RADIOLOGY	2	311,231	3	386,231
ATHENS DIAGNOSTIC LAB	1	31,250	2	151,584
DIAGNOSTIC LABS STAFF BENEFITS	2	1	2	1
INFECTIOUS DISEASES	19	1,056,928	17	1,146,420
LARGE ANIMAL MEDICINE	13	219,581	17	772,767
PATHOLOGY	9	94,845	12	176,155
PHYSIOLOGY AND PHARMACOLOGY	14	662,049	12	615,534
POPULATION HEALTH	21	1,598,383	17	1,159,400
SMALL ANIMAL MEDICINE	10	480,789	14	543,940

SPONSORED AWARDS BY BUDGETARY/ACADEMIC UNITS

FY2006 (First & Second Quarters)

UNIT NAME	BUDGETARY		ACADEMIC	
	PI CNT	AMOUNT	PI CNT	AMOUNT
TIFTON DIAGNOSTIC LAB	1	0	4	132,466
VET MED ANIMAL RESOURCES	1	0	0	0
VETERINARY MEDICINE-DEAN'S OFF	39	1,474,728	34	1,113,977
WILDLIFE DISEASE STUDY	17	774,743	16	676,087
	149	6,704,528	150	6,874,562
CONTINUING EDUCATION				
CONT ED: BUSINESS ADMIN	0	0	2	324,105
	0	0	2	324,105
COOPERATIVE EXTENSION SERVICE				
AG & APPLIED ECONOMICS-CES	10	118,546	9	97,686
ANIMAL SCIENCE - CES	1	1,000	3	15,653
ASSISTANT DEAN/GRIFFIN CAMPUS	2	76,648	1	169,306
ASSOC DEAN FOR EXTENSION	11	629,234	11	655,097
BIOLOGICAL AG ENG-CES	17	378,454	8	391,697
CAES BUSINESS OFFICE-CES	0	0	1	7,814
CONTINUING EDUCATION - CES	2	17,500	0	0
CROP AND SOIL SCIENCES-CES	28	394,187	34	591,990
CTR OF AGRIBUS & ECO DEVEL CES	0	0	1	12,760
ENTOMOLOGY-CES	23	303,678	25	369,994
EXT FAMILY & CONSUMER SCI	1	11,075	0	0
FOOD SCI & TECHNOLOGY-CES	1	26,000	1	26,000
HORTICULTURE-CES	4	10,000	5	60,000
NORTHEAST DISTRICT - CES	6	62,376	7	125,504
NORTHWEST DISTRICT - CES	19	386,946	15	286,862
OFFICE OF INFORM TECHNOLOGY	2	37,500	1	26,250
PESTICIDE & HAZARDOUS WASTE LB	1	21,600	1	21,600
PLANT PATHOLOGY-CES	16	207,564	19	283,794
POULTRY SCIENCE-CES	4	33,720	7	48,645
SOUTHEAST DISTRICT - CES	5	63,543	5	47,896
SOUTHWEST DISTRICT - CES	4	138,903	2	117,886
WEST DISTRICT - CES	1	0	6	73,620
4-H AND YOUTH-CES	6	549,215	6	549,215
	164	3,467,689	168	3,979,269
GENERAL INSTITUTIONAL EXPENSE				
GENERAL INSTITUTIONAL EXPENSE	1	229,691	0	0
	1	229,691	0	0
OFFICE OF THE PRESIDENT				
PRESIDENT'S OFFICE	1	400	1	400
	1	400	1	400
SCH OF PUBLIC & INTL AFFAIRS				
CNTR FOR INTERNTL TRADE & SEC	25	1,505,208	12	843,482
GLOBIS CENTER	1	5,000	0	0
INTERNATIONAL AFFAIRS - SPIA	0	-750	9	661,460
PUBLIC ADMIN & POLICY	2	26,045	0	0

SPONSORED AWARDS BY BUDGETARY/ACADEMIC UNITS

FY2006 (First & Second Quarters)

UNIT NAME	BUDGETARY		ACADEMIC	
	PI CNT	AMOUNT	PI CNT	AMOUNT
SCH PUBLIC & INTRNTL AFFAIRS	3	6,804	8	32,365
	31	1,542,307	29	1,537,307
SCHOOL OF FOREST RESOURCES				
FOREST RES/AQUACULTURE-CES	0	0	11	151,305
FORESTRY COOPERATIVE EXT SRVC	9	224,905	1	3,000
FORESTRY RESEARCH	32	1,142,286	11	550,274
SCHOOL OF FOREST RESOURCES	74	2,354,999	90	2,963,121
	115	3,722,190	113	3,667,700
SCHOOL OF LAW				
LAW SCHOOL LIBRARY	3	5,500	2	1,500
SCHOOL OF LAW	22	738,013	23	742,013
	25	743,513	25	743,513
SCHOOL OF SOCIAL WORK				
SCHOOL OF SOCIAL WORK	8	2,557,372	9	3,007,372
	8	2,557,372	9	3,007,372
SR VP ACADEMIC AFFAIRS UNITS				
EITS SPECIAL SYSTEMS SUPPORT	0	-1,009,599	0	-1,009,599
ENGINEERING	10	1,719,350	1	950
GEORGIA MUSEUM OF ART	18	470,376	18	470,376
GRADUATE SCHOOL	3	352,424	4	407,624
HONORS PROGRAM	6	47,685	6	47,685
LIBRARIES-BOOKS	13	272,132	6	146,131
LIBRARIES-GENERAL OPERATIONS	9	829,106	14	452,565
OFFICE INT'L AFFAIRS/EDUCATION	4	46,468	4	46,468
SR VP OFFICE ACADEMIC AFFAIRS	1	15,000	1	15,000
UNIVERSITY PRESS	2	18,248	2	18,248
	66	2,761,190	56	595,448
SR VP FOR EXTERNAL AFF UNITS				
CAREER CENTER	2	50,913	1	913
PUBLIC AFFAIRS	7	63,097	7	63,097
SR VP FOR EXTERNAL AFFAIRS	2	500,001	2	500,001
	11	614,011	10	564,011
SR VP FOR FINANCE & ADMIN				
ACCOUNTING DIVISION	0	0	2	229,691
FACILITIES PLANNING OFFICE	2	1,678,381	2	1,678,381
PAYROLL DEPARTMENT	2	0	1	0
	4	1,678,381	5	1,908,072
TERRY COLLEGE OF BUSINESS				
BANKING AND FINANCE	3	10,770	4	91,140
ECONOMICS	6	89,370	7	129,724
INS/LEGAL STUD & REAL ESTATE	3	51,633	5	121,381
J M TULL SCH OF ACCOUNTING	4	162,779	4	162,779

SPONSORED AWARDS BY BUDGETARY/ACADEMIC UNITS

FY2006 (First & Second Quarters)

UNIT NAME	BUDGETARY		ACADEMIC	
	PI CNT	AMOUNT	PI CNT	AMOUNT
MANAGEMENT	4	54,246	8	106,734
MANAGEMENT INFORMATION SYSTEMS	1	4,035	1	4,035
MARKETING AND DISTRIBUTION	1	204,824	1	204,824
SIMON S SELIG JR CTR ECON GROW	4	73,018	5	96,984
TERRY COLLEGE - DEAN'S OFFICE	30	1,364,734	21	1,097,808
	56	2,015,409	56	2,015,409
VP FOR INSTRUCTION UNITS				
DIV OF ACADEMIC ENHANCEMENT	5	1,093,807	5	1,093,807
INSTITUTE OF HIGHER EDUCATION	3	31,500	3	31,500
	8	1,125,307	8	1,125,307
VP FOR PUBSV & OUTREACH UNITS				
BOTANICAL GARDEN	9	131,030	9	131,030
CARL VINSON INSTITUTE OF GOVT	30	2,762,511	30	2,762,511
CONT ED: LEARNING SERVICES	3	298,793	1	-25,312
FANNING INSTITUTE	6	711,500	5	711,500
INTL PUBLIC SERVICE & OUTREACH	0	0	1	23,011
MARINE EXTENSION SERVICE	10	173,415	9	144,836
OFC OF INFO TECH OUTREACH SERV	2	276,120	2	276,120
OFFICE OF ACAD SPECIAL PROGRAM	2	29,900	2	29,900
SMALL BUSINESS DEVELOPMENT CTR	67	76,309	68	76,309
	129	4,459,578	127	4,129,904
VP FOR RESEARCH UNITS				
BIOMED & HEALTH SCI INSTITUTE	20	1,215,547	7	96,715
CANCER CENTER OF EXCELLENCE	2	140,400	0	0
COMPLEX CARBOHYDRATE CENTER	30	4,128,821	24	3,808,151
CTR APPLIED GEN TECH - RI	9	775,177	1	352,320
CTR FOR APPLIED ISOTOPE STUDY	0	0	1	94,767
CTR TROP EMERGING GLOB DISEASE	5	905,688	0	0
INSTITUTE FOR BEHAVIORAL RSCH	41	7,417,649	9	724,410
INSTITUTE OF ECOLOGY-RESEARCH	13	415,359	8	244,540
MARINE INSTITUTE	9	96,020	3	67,957
SAVANNAH RIVER ECOLOGY LAB	35	2,339,329	32	2,101,243
SEA GRANT PROGRAM	6	137,048	7	165,628
UGARF SR FACULTY RSCH GRANT	15	4,784,726	0	0
VP FOR RESEARCH-SERVICES	0	0	2	221,500
VP OFFICE FOR RESEARCH	2	293,562	17	4,514,980
	187	22,649,326	111	12,392,210
VP FOR STUDENT AFFAIRS UNITS				
FOREST RESOURCES-SA	0	0	1	32,782
RECREATIONAL SPORTS	1	69,999	3	79,547
STUDENT ACTIVITIES	1	17,800	0	0
STUDENT ACTIVITIES - PROGRAMS	1	4,002	1	4,002
UNIVERSITY HEALTH CENTER	0	0	2	217,800

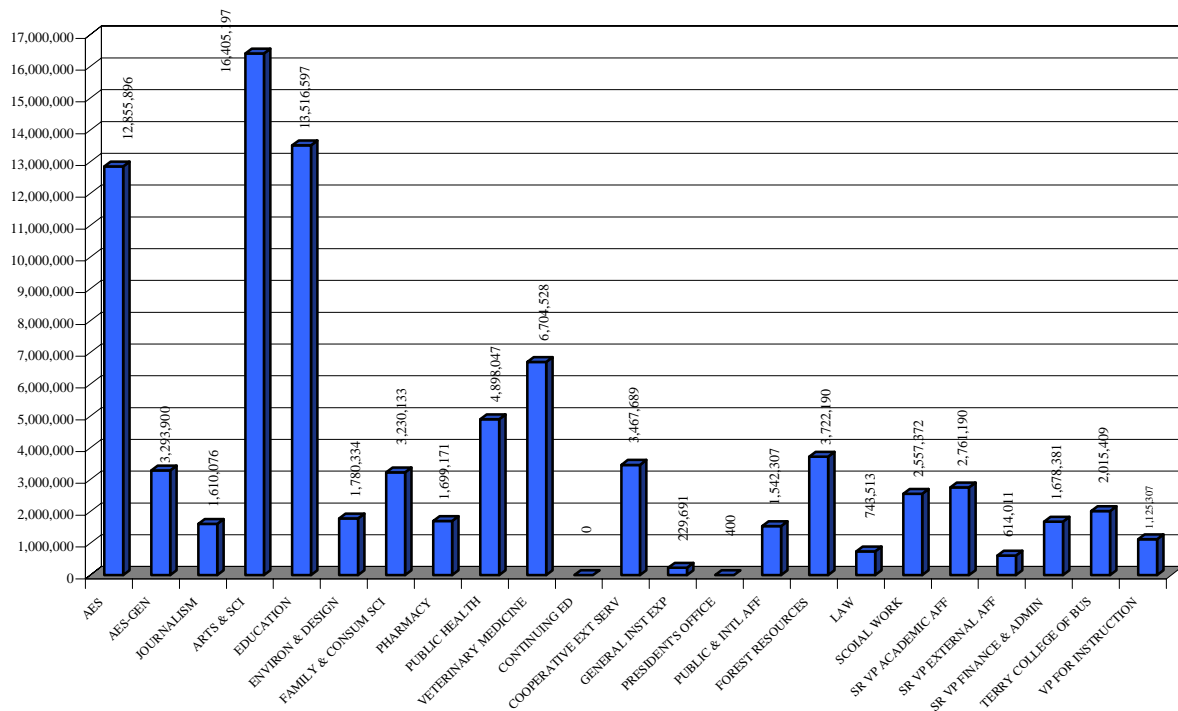
SPONSORED AWARDS BY BUDGETARY/ACADEMIC UNITS

FY2006 (First & Second Quarters)

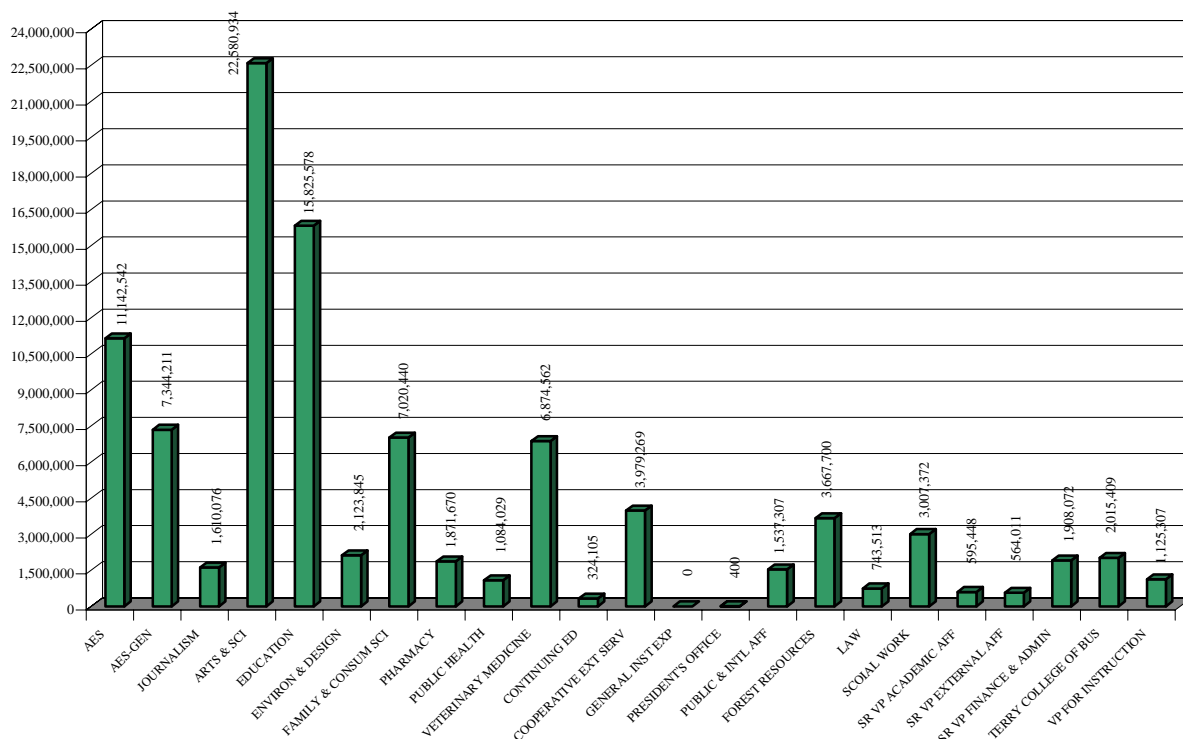
UNIT NAME	BUDGETARY		ACADEMIC	
	PI CNT	AMOUNT	PI CNT	AMOUNT
VP OFFICE FOR STUDENT AFFAIRS	2	202,323	1	2,323
WORK STUDY	0	0	1	50,000
	5	294,124	9	386,454
GRAND TOTAL	1,826	113,854,368	1,826	113,854,368

SPONSORED AWARDS BY BUDGETARY/ACADEMIC UNITS GRAPH
FY2006 (First & Second Quarters)

Total Funded Amounts by Major Unit (Budgetary Units)
FY2006 (First & Second Quarters)



Total Funded Amounts by Major Unit (Academic Units)
FY2006 (First & Second Quarters)



SPONSORED AWARDS BY BUDGETARY/ACADEMIC UNITS
FOR PERIOD 07/01/2005 THROUGH 06/30/2006

		BUDGETARY ¹	ACADEMIC ²
COLLEGE OF AGRICULTURAL AND ENVIRONMENTAL SCIENCES			
Agricultural and Applied Economics Research	College	140,042	30,192
Agricultural and Applied Economics Research	Georgia	200,740	205,740
Animal Science Research	Coastal	89,460	186,529
Animal Science Research	College	1,368,457	1,247,174
Assistant Dean's Office	Coastal	221,000	243,988
Assistant Dean's Office	Georgia	3,304,429	5,101,316
Associate Dean's Office Research	General	4,519,906	4,519,906
Biological Agricultural Engineering Research	Coastal	728,000	762,590
Biological Agricultural Engineering Research	College	280,057	1,409,220
Biological Agricultural Engineering Research	Georgia	885,327	528,627
Center for Applied Genetic Technologies	College	2,070,992	701,800
Center for Food Safety	Georgia	657,485	453,985
Crop and Soil Sciences	Coastal	653,306	1,033,464
Crop and Soil Sciences	College	773,255	1,603,942
Crop and Soil Sciences	Georgia	884,388	880,933
Entomology Research	Coastal	763,472	751,872
Entomology Research	College	1,251,743	371,199
Entomology Research	Georgia	276,572	273,572
Food Science and Technology	College	681,940	749,911
Food Science and Technology	Georgia	371,158	630,658
General Expense	Coastal	1,678,409	1,042,777
Horticulture Research	Coastal	663,581	704,191
Horticulture Research	College	519,993	224,213
Horticulture Research	Georgia	151,880	104,630
Mountain Research and Education Center	Georgia	31,734	31,734
Office of Global Programs Research		2,550,000	101,692
Office of College Advancement		26,000	26,000
Plant Pathology Research	College	1,092,912	491,274
Plant Pathology Research	Georgia	154,211	178,211
Plant Pathology Research	Coastal	390,190	447,276
Poultry Science Research	College	223,878	170,040
Southwest Research and Education Center	Coastal	5,000	0
Tifton - Instruction		75,520	0
		27,685,037	25,208,656

¹Budgetary Unit is defined as the department or office responsible for managing and administering the primary sponsored project account. The total dollar value of a given award is credited to the budgetary unit.

²Academic Unit is the department where an investigator's salary line and academic appointment is held. The dollar amount listed here is equivalent to the percent intellectual credit identified by investigator(s) on the Proposal Transmittal Sheet.

	BUDGETARY ¹	ACADEMIC ²
COLLEGE OF AGRICULTURAL AND ENVIRONMENTAL SCIENCES (General)		
Agricultural Leadership, Education, and Comm.	102,138	102,138
Agricultural and Applied Economics	0	146,467
Animal and Dairy Science	0	232,882
Associate Dean's Office Academic Affairs	569,287	233,715
Biological Agricultural Engineering	11,806	1,118,988
Crop and Soil Sciences	669	2,833,028
Entomology	94,000	1,052,187
Environmental Health Science	472,933	376,590
Extension Family and Consumer Sciences	1,919,509	2,080,805
Food Science and Technology	276,000	761,345
Horticulture	0	236,276
Office of Global Programs - Instructional	125,617	914
Plant Pathology	0	579,780
Poultry Science	12,529	49,297
	3,584,488	9,804,412
COLLEGE OF ARTS AND SCIENCES		
Anthropology	258,942	601,792
Art	51,878	51,878
Arts and Sciences - Dean's Office	113,577	17,593
Arts and Sciences - Special Programs	301,429	47,682
Biochemistry and Molecular Biology	10,112,729	10,038,519
Biological Sciences	4,049	49,643
Cellular Biology	2,176,245	5,061,777
Center for Computational Quantum Chemistry	361,497	52,685
Center for Remote Sensing and Map Science	5,000	164,254
Chemistry	2,811,969	3,403,374
Comparative Literature	0	301,429
Computer Science	768,847	629,316
Dance	5,095	5,095
Drama and Theatre	10,001	105,985
English	191,694	694,236
Genetics	3,496,189	4,032,565
Geography	529,485	435,583
Geology	81,080	124,646
History	167,600	167,600
Mathematics	303,683	317,479
Microbiology	2,637,244	3,918,350
Museum of Natural History	4,666	43,876
Music	137,651	137,651
Physics and Astronomy	1,216,689	1,216,689
Plant Biology	4,794,242	4,187,181
Psychology	587,593	2,740,320
Religion	12,660	12,660
Romance Languages	11,163	16,195

	BUDGETARY ¹	ACADEMIC ²
School of Marine Programs	2,552,630	2,457,337
Sociology	10,022	2,299,602
Speech Communication	55,019	1,249,525
Statistics	21,128	21,128
Women's Studies	0	8,407
	33,791,696	44,612,052
COLLEGE OF EDUCATION		
Communication Sciences and Special Education	760,232	3,201,942
Counseling and Human Development Services	216,233	8,300
Educational Psychology and Instructional Technology	1,454,948	1,028,354
Education - Dean's Office	10,867,536	8,881,297
Elementary and Social Studies Education	172,874	103,440
Kinesiology	1,513,940	2,625,939
Language and Literacy Education	400,841	2,133,371
Lifelong Education, Administration and Policy	354,611	327,977
Mathematics and Science Education	2,493,570	192,504
Workforce Education, Leadership and Social Foundations	347,406	1,534,461
	18,582,191	20,037,585
COLLEGE OF ENVIRONMENT AND DESIGN		
College of Environmental and Design	20,907	110,907
Institute of Ecology	2,570,485	2,571,341
Institute of Ecology - Research	974,433	674,158
School of Environmental Design	677,899	825,262
	4,243,724	4,181,668
COLLEGE OF FAMILY AND CONSUMER SCIENCE		
Child and Family Development	1,190,066	6,960,163
College of Family and Consumer Science	219,814	323,064
Food and Nutrition	1,217,153	1,897,700
Housing and Consumer Economics	162,556	131,225
Institute for Human Development and Disability	2,246,096	5,763
Textiles-Merchandise-Interiors	71,200	36,001
	5,106,885	9,353,916
COLLEGE OF JOURNALISM & MASS COMMUNICATION		
College of Journalism and Mass Communication	2,613,867	2,613,867
New Media Institute	40,000	40,000
	2,653,867	2,653,867
COLLEGE OF PHARMACY		
Clinical and Administrative Pharmacy	2,025,909	2,018,537
College of Pharmacy	347,338	354,710
Pharmaceutical and Biomedical Sciences	2,701,470	2,873,969
	5,074,717	5,247,216

	BUDGETARY ¹	ACADEMIC ²
COLLEGE OF PUBLIC HEALTH		
Institute of Gerontology	1,990,468	983,009
Health Promotion and Behavior	3,075,079	101,020
	5,065,547	1,084,029
COLLEGE OF VETERINARY MEDICINE		
Anatomy and Radiology	311,231	411,380
Athens Diagnostic Laboratory	1,591,976	1,711,049
Diagnostic Laboratory Staff Benefits	2	2
Infectious Diseases	1,991,127	2,084,762
Large Animal Medicine	229,218	810,714
Pathology	367,537	446,830
Physiology and Pharmacology	962,851	950,128
Population Health	1,843,377	1,404,394
Small Animal Medicine	1,069,685	1,139,908
Tifton Diagnostic Laboratory	2,160,738	2,293,204
Veterinary Medicine Animal Resources	0	0
Veterinary Medicine - Dean's Office	2,328,331	1,985,080
Veterinary Teaching Hospital	0	30
Wildlife Disease Study	2,376,121	2,235,437
	15,232,194	15,472,918
COOPERATIVE EXTENSION SERVICE		
Agricultural and Applied Economics - CES	154,696	172,926
Animal Science - CES	14,660	38,799
Assistant Dean / Griffin Campus	968,077	1,025,884
Associate Dean for Extension	746,520	805,383
Biological Agricultural Engineering - CES	618,926	687,394
Center for Agribusiness and Economic Development-CES	0	12,760
College of Agricultural and Environmental Sciences-CES	0	7,814
Continuing Education - CES	35,000	0
Crop and Soil Sciences - CES	935,690	914,173
Entomology - CES	591,189	630,485
Environmental Health Sciences - CES	0	-2,119
Extension Family and Consumer Science	170,075	4,000
Feed and Environmental Water Laboratory	0	5,400
Food Science and Technology - CES	26,000	26,000
Horticulture - CES	280,621	212,431
Northeast District - CES	124,829	436,313
Northwest District - CES	671,423	289,983
Office of Global Programs - CES	721,140	714,750
Office of Information Technology	37,500	30,723
Pesticide and Hazardous Waste Laboratory	51,600	51,600
Plant Pathology - CES	639,139	719,684
Poultry Science - CES	154,086	205,431
Soil, Plant, and Water Laboratory	18,000	10,800
Southeast District - CES	124,745	113,798

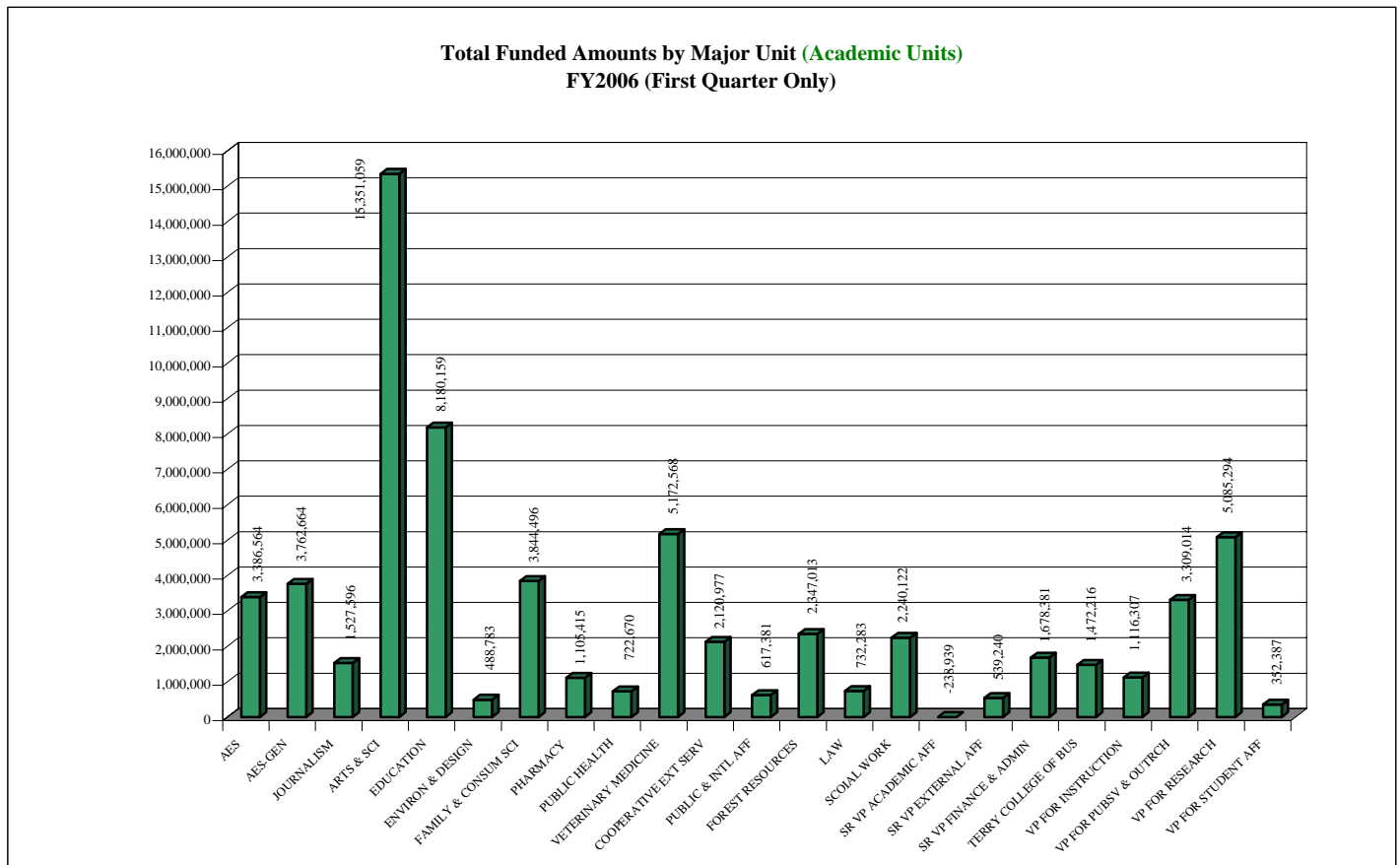
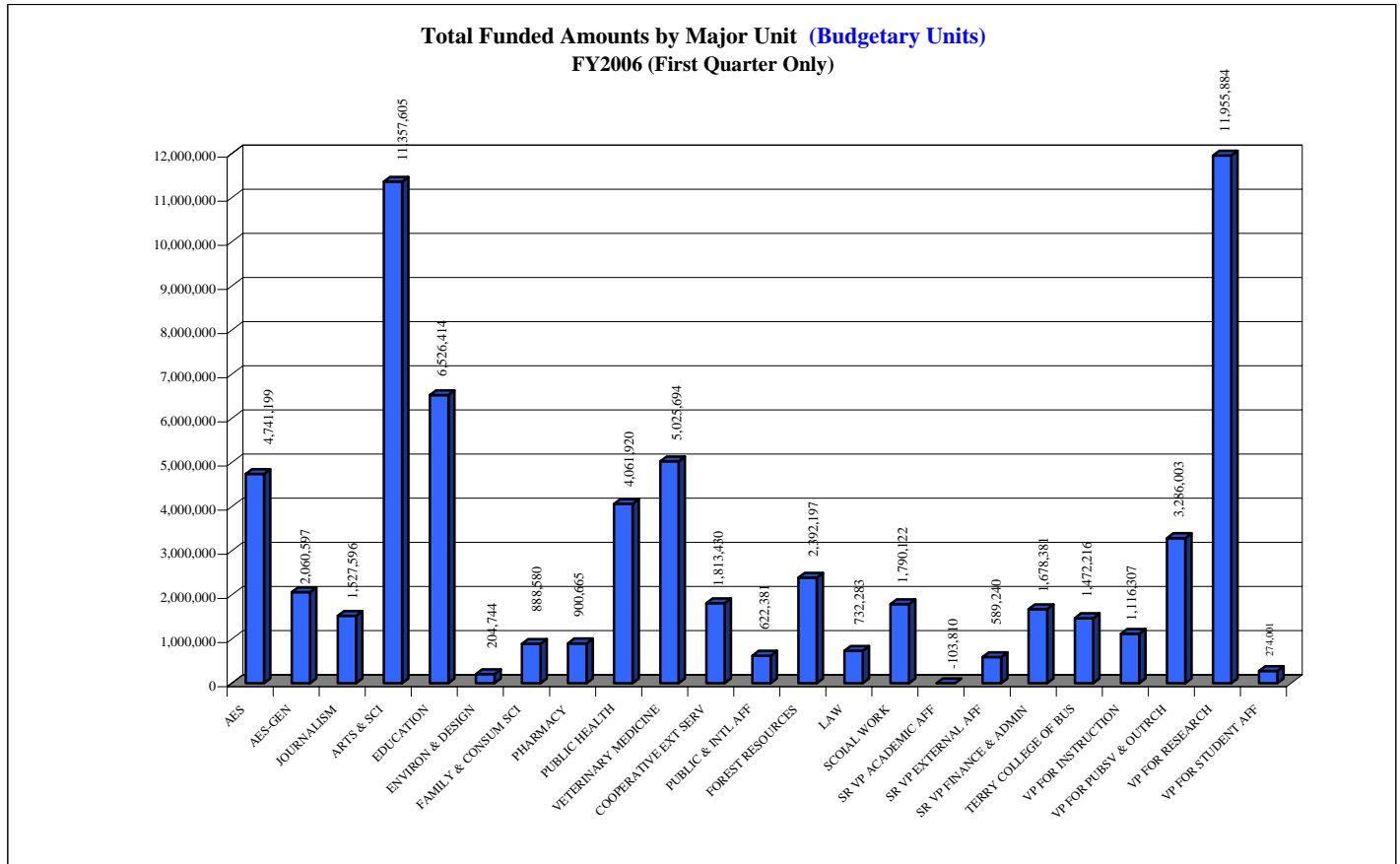
	BUDGETARY ¹	ACADEMIC ²
Southwest District - CES	293,903	276,336
West District - CES	0	73,620
4-H and Youth-CES	822,450	824,569
	8,200,269	8,288,937
OFFICE OF THE PRESIDENT		
President's Office	400	400
	400	400
OFFICE OF UNIVERSITY UNITS		
General Institutional Expense	639,887	0
	639,887	0
SCHOOL OF FOREST RESOURCES		
Forest Research/Aquaculture - CES	0	216,660
Forestry Cooperative Extension Services	228,605	74,804
Forestry Research	1,919,920	742,671
Forestry Research College	729,312	956,912
School of Forest Resources	3,257,385	4,311,352
	6,135,222	6,302,399
SCHOOL OF LAW		
Continuing Legal Education	1,539,000	1,539,000
Law School Library	5,500	1,500
School of Law	1,544,104	1,412,853
	3,088,604	2,953,353
SCHOOL OF PUBLIC AND INTERNATIONAL AFFAIRS		
Center for International Trade and Security	1,746,046	1,041,616
Center for the Study of Global Issues (GLOBIS)	5,000	0
International Affairs - SPIA	15,750	677,960
Political Science	0	67,625
Public Administration and Policy	26,045	0
School of Public and International Affairs	8,304	33,887
	1,801,145	1,821,088
SCHOOL OF SOCIAL WORK		
School of Social Work	1,813,061	2,278,061
	1,813,061	2,278,061
SENIOR VICE PRESIDENT FOR ACADEMIC AFFAIRS		
EITS Special Systems Support	-1,009,599	-1,009,599
Engineering	1,936,129	950
Enterprise Information Technology Services	0	1,158,235
Georgia Museum of Art	1,617,133	1,617,133
Graduate School	368,368	423,568
Honors Program	47,685	47,685
Libraries - Books	642,420	349,131
Libraries - General Operations	854,106	644,853

	BUDGETARY ¹	ACADEMIC ²
Office of International Affairs/Education	47,218	47,218
Senior Vice President for Academic Affairs	30,000	30,000
University Press	67,813	67,813
	4,601,273	3,376,987
SENIOR VICE PRESIDENT FOR EXTERNAL AFFAIRS		
Career Center	50,913	913
Public Affairs	112,315	112,315
Senior Vice President for External Affairs	500,001	500,001
	663,229	613,229
SENIOR VICE PRESIDENT FOR FINANCE AND ADMINISTRATION		
Accounting Division	0	639,887
Environmental Safety Division	-47,302	-47,302
Facilities Planning Office	1,678,381	1,678,381
Payroll Department	0	0
University of Georgia Card Services	0	2,970
	1,631,079	2,273,936
TERRY COLLEGE OF BUSINESS		
Banking and Finance	19,531	99,901
Economics	89,370	197,349
Insurance, Legal Studies, and Real Estate	52,308	122,056
J M Tull School of Accounting	162,779	162,779
Management	55,214	128,705
Management Information Systems	4,035	4,035
Marketing and Distribution	223,610	223,610
Simon S Selig Jr Center for Economic Growth	103,018	126,984
Terry College - Dean's Office	1,795,030	1,507,101
	2,504,895	2,572,520
VICE PRESIDENT FOR INSTRUCTION		
Division of Academic Enhancement	1,739,748	1,739,748
Institute of Higher Education	377,266	377,266
	2,117,014	2,117,014
VICE PRESIDENT FOR PUBLIC SERVICE AND OUTREACH		
Botanical Garden	157,066	157,066
Carl Vinson Institute of Government	6,083,993	6,146,405
Continuing Education - Business Administration	0	324,105
Continuing Education - Learning Services	298,793	-25,312
Fanning Institute for Leadership	1,359,912	1,145,500
International Public Service and Outreach	0	123,011
Marine Extension Service	558,260	542,188
Office of Academic Special Programs	29,900	29,900
Office of Information Technology - Outreach Service	669,173	669,173
Small Business Development Center	2,392,948	2,544,948
Vice President for Public Service and Associate Provost	121,398	21,398
	11,671,443	11,678,382

	BUDGETARY ¹	ACADEMIC ²
VICE PRESIDENT FOR RESEARCH		
Biomedical and Health Science Institute	1,906,953	196,715
Cancer Center of Excellence	195,400	0
Center for Applied Genetic Technologies - RI	1,724,193	357,320
Center for Applied Isotope Study	0	94,767
Center for Tropical and Emerging Global Disease	4,170,904	5,000
Complex Carbohydrate Research Center	8,119,791	8,142,883
Institute for Behavioral Research	9,542,181	1,124,340
Marine Institute	187,877	142,808
Savannah River Ecology Laboratory	7,367,742	7,213,483
Sea Grant Program	1,317,842	1,333,915
UGARF Faculty Research Grant	8,373,726	450,000
Vice President Office for Research - Services	0	221,500
Vice President Office for Research	321,796	7,808,593
	43,228,405	27,091,324
VICE PRESIDENT FOR STUDENT AFFAIRS		
Campus Life	17,800	0
Office of Disability Services	40,386	40,386
Forest Resources - Student Affairs	0	32,782
Recreational Sports	69,999	79,547
Student Activities - Programs	4,002	4,002
Student Financial Aid	25,480	25,480
University Health Service	0	217,800
VP Office for Student Affairs	213,323	13,323
Work Study	1,000,000	1,050,000
	1,370,990	1,463,320
GRAND TOTAL	210,487,262	210,487,269

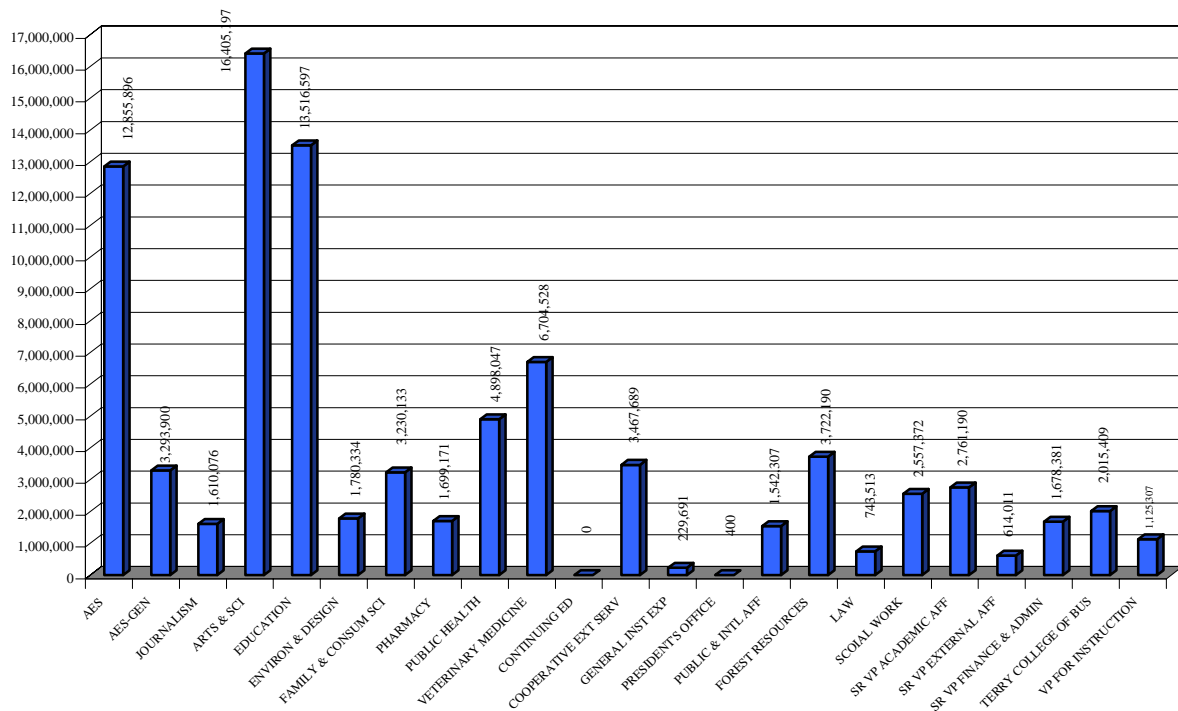
SPONSORED AWARDS BY BUDGETARY/ACADEMIC UNITS GRAPH

FY2006 (First Quarter Only)

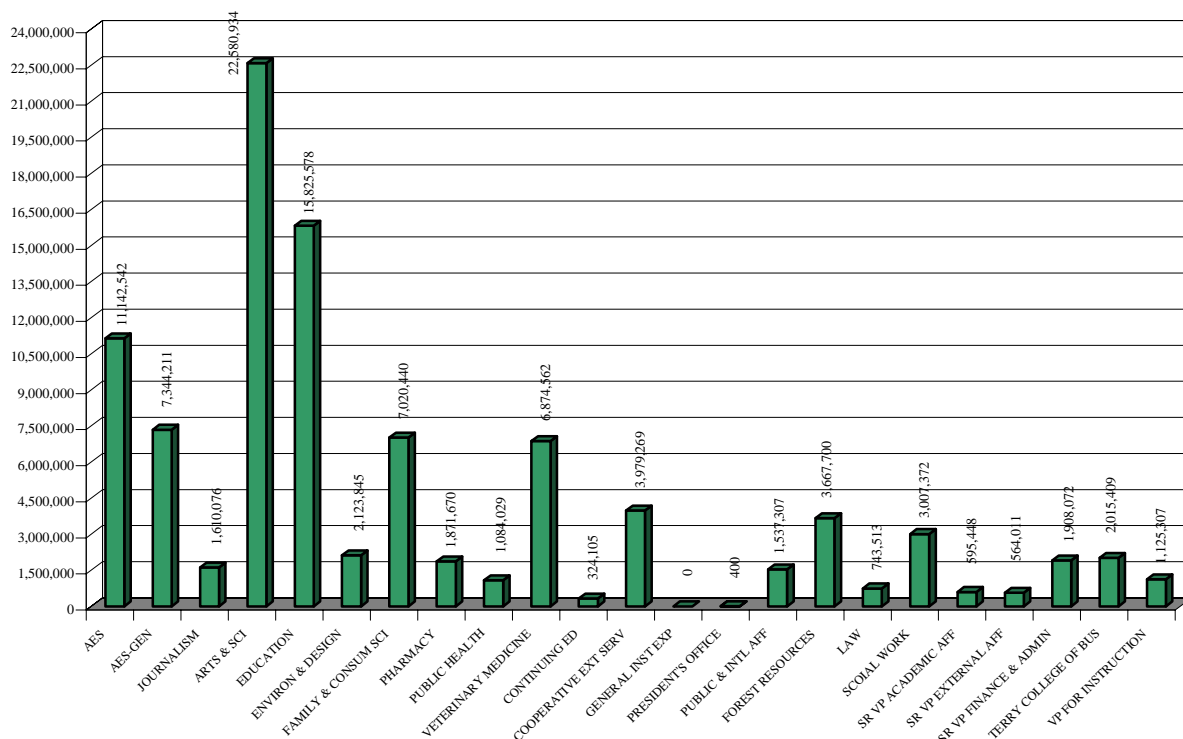


SPONSORED AWARDS BY BUDGETARY/ACADEMIC UNITS GRAPH
FY2006 (First & Second Quarters)

Total Funded Amounts by Major Unit (Budgetary Units)
FY2006 (First & Second Quarters)



Total Funded Amounts by Major Unit (Academic Units)
FY2006 (First & Second Quarters)



SUMMARY OF AWARDS BY MAJOR COLLEGE & DEPARTMENT AND SPONSOR TYPE
FY2006

DEPARTMENT	FEDERAL	INDUSTRY	INTERNAT'L	PRIVATE-FDN	LOCAL GOVT	OTHER PRIVATE	STATE	TOTAL AWARDS
COLL OF AGRIC & ENV SCI - AES								
AG & APPLIED ECON RSCH COLLEGE	102,000	0	0	0	5,000	8,042	25,000	140,042
AG & APPLIED ECON RSCH GEORGIA	0	0	35,000	0	0	15,740	150,000	200,740
ANIMAL SCIENCE RSCH COASTAL	0	0	0	0	0	89,460	0	89,460
ANIMAL SCIENCE RSCH COLLEGE	138,454	531,060	25,000	56,460	0	432,439	185,044	1,368,457
ASSIST DEAN'S OFF - COASTAL	0	0	0	0	0	12,500	208,500	221,000
ASSIST DEAN'S OFF - GEORGIA	2,965,742	0	0	0	0	338,687	0	3,304,429
ASSOC DEAN'S OFF RSCH - GENERAL	4,519,906	0	0	0	0	0	0	4,519,906
BIOLOGICAL AG ENG RSCH COASTAL	650,000	0	0	0	0	20,000	58,000	728,000
BIOLOGICAL AG ENG RSCH COLLEGE	13,750	-50,000	0	0	0	316,307	0	280,057
BIOLOGICAL AG ENG RSCH GEORGIA	0	47,640	8,814	0	0	813,873	15,000	885,327
CENTER FOR FOOD SAFETY-GEORGIA	185,231	0	0	0	0	352,254	120,000	657,485
CROP & SOIL SCIENCES COASTAL	0	0	0	30,000	0	370,442	252,864	653,306
CROP & SOIL SCIENCES COLLEGE	70,342	91,681	18,000	42,129	0	385,040	166,063	773,255
CROP & SOIL SCIENCES GEORGIA	316,947	0	0	0	0	567,441	0	884,388
CTR APPLIED GEN TECH - COLLEGE	542,468	200,000	0	64,080	0	1,234,444	30,000	2,070,992
ENTOMOLOGY RESEARCH COASTAL	456,566	18,750	0	0	0	113,262	174,894	763,472
ENTOMOLOGY RESEARCH COLLEGE	669,425	100,000	0	150,579	0	231,739	100,000	1,251,743
ENTOMOLOGY RESEARCH GEORGIA	63,000	0	0	0	0	182,572	31,000	276,572
FOOD SCI & TECHNOLOGY COLLEGE	649,986	0	0	0	0	31,954	0	681,940
FOOD SCI & TECHNOLOGY-GEORGIA	75,000	0	0	0	0	224,158	72,000	371,158
GENERAL EXPENSE COASTAL	1,236,774	0	0	13,200	13,750	83,150	331,535	1,678,409
HORTICULTURE RESEARCH COASTAL	500,381	0	0	10,000	0	142,700	10,500	663,581
HORTICULTURE RESEARCH COLLEGE	0	20,000	0	0	0	427,993	72,000	519,993
HORTICULTURE RESEARCH GEORGIA	0	0	0	0	0	101,880	50,000	151,880
MOUNTAIN RSCH & ED CTR GEORGIA	0	0	0	0	0	31,734	0	31,734
OFF OF GLOBAL PROGRAMS - RSCH	2,550,000	0	0	0	0	0	0	2,550,000
OFFICE OF COLLEGE ADVANCEMENT	0	0	0	0	0	26,000	0	26,000
PLANT PATHOLOGY RESEARCH	798,900	0	0	133,000	0	146,512	14,500	1,092,912
PLANT PATHOLOGY RESRCH GEORGIA	0	0	0	0	0	154,211	0	154,211
PLANT PATHOLOGY RSCH COASTAL	0	59,328	0	3,000	0	242,150	85,712	390,190
POULTRY SCIENCE RSCH COLLEGE	28,603	3,405	0	0	0	191,870	0	223,878
SOUTHWEST RSCH&ED CTR COASTAL	0	0	0	0	0	0	5,000	5,000
TIFTON - INSTRUCTION	75,520	0	0	0	0	0	0	75,520
	16,608,995	1,021,864	86,814	502,448	18,750	7,288,554	2,157,612	27,685,037

DEPARTMENT	FEDERAL	INDUSTRY	INTERNAT'L	PRIVATE-FDN	LOCAL GOVT	OTHER PRIVATE	STATE	TOTAL AWARDS
COLL OF AGRIC & ENV SCI - GEN								
AG. LEAD, EDUC & COMM	31,570	0	0	0	0	70,568	0	102,138
ASSOC DEAN'S OFF ACADEMIC AFFAI	559,287	0	0	0	0	10,000	0	569,287
BIOLOGICAL AGRICUL ENGINEERING	0	1,000	0	0	0	10,806	0	11,806
CROP & SOIL SCIENCES	0	0	0	0	0	669	0	669
ENTOMOLOGY	0	0	0	0	0	94,000	0	94,000
ENVIRONMENTAL HEALTH SCI	189,264	40,040	0	0	0	243,629	0	472,933
EXTENSION FAMILY & CONSUMER SC	395,133	0	0	0	66,000	53,518	1,404,858	1,919,509
FOOD SCIENCE & TECHNOLOGY	276,000	0	0	0	0	0	0	276,000
OFF OF GLOBAL PROGRAMS - INST	124,703	0	0	0	0	914	0	125,617
POULTRY SCIENCE	0	0	0	0	0	12,529	0	12,529
	1,575,957	41,040	0	0	66,000	496,633	1,404,858	3,584,488
COLL OF JOURNALISM & MASS COMM								
COLL OF JOURNALISM & MASS COMM	0	0	0	29,345	0	2,584,522	0	2,613,867
NEW MEDIA INSTITUTE	0	40,000	0	0	0	0	0	40,000
	0	40,000	0	29,345	0	2,584,522	0	2,653,867
COLLEGE OF ARTS & SCIENCES								
ANTHROPOLOGY	169,094	0	0	0	0	74,848	15,000	258,942
ART	0	0	0	0	0	51,878	0	51,878
ARTS & SC-SPECIAL PROGRAMS	301,429	0	0	0	0	0	0	301,429
ARTS & SCIENCES - DEAN'S OFFICE	0	0	0	95,984	0	17,593	0	113,577
BIOCHEMISTRY & MOLECULAR BIOL	6,035,223	894,426	0	0	0	2,895,960	287,120	10,112,729
BIOLOGICAL SCIENCES	0	0	0	0	0	4,049	0	4,049
CELLULAR BIOLOGY	2,008,927	0	0	50,000	0	57,318	60,000	2,176,245
CHEMISTRY	2,211,773	91,750	0	0	0	408,446	100,000	2,811,969
COMPUTER SCIENCE	563,847	194,500	0	0	0	10,500	0	768,847
CTR FOR COMP QUANTUM CHEMISTRY	256,128	0	0	105,369	0	0	0	361,497
CTR FOR REMOTE SENSE & MAP SCI	0	0	0	0	0	0	5,000	5,000
DANCE	0	0	0	0	0	5,095	0	5,095
DRAMA AND THEATRE	0	0	0	0	0	10,001	0	10,001
ENGLISH	0	0	0	0	0	191,694	0	191,694
GENETICS	3,058,711	0	8,280	222,185	0	207,013	0	3,496,189
GEOGRAPHY	343,778	0	0	131,375	0	48,832	5,500	529,485
GEOLOGY	5,000	0	0	0	0	76,080	0	81,080
HISTORY	0	0	0	0	0	167,600	0	167,600
MATHEMATICS	264,972	0	0	0	16,381	22,330	0	303,683

DEPARTMENT	FEDERAL	INDUSTRY	INTERNAT'L	PRIVATE-FDN	LOCAL GOVT	OTHER PRIVATE	STATE	TOTAL AWARDS
MICROBIOLOGY	2,093,873	0	18,000	23,200	0	467,171	35,000	2,637,244
MUSEUM OF NATURAL HISTORY	0	0	0	0	0	4,666	0	4,666
MUSIC	0	0	0	0	0	137,651	0	137,651
PHYSICS AND ASTRONOMY	886,623	133,332	0	0	0	196,734	0	1,216,689
PLANT BIOLOGY	4,608,872	0	0	0	0	185,370	0	4,794,242
PSYCHOLOGY	383,988	0	82,516	0	0	121,089	0	587,593
RELIGION	0	0	0	0	0	4,660	8,000	12,660
ROMANCE LANGUAGES	0	0	0	11,163	0	0	0	11,163
SCHOOL OF MARINE PROGRAMS	1,546,334	179,955	0	0	0	697,899	128,442	2,552,630
SOCIOLOGY	0	0	0	0	0	10,022	0	10,022
SPEECH COMMUNICATION	55,019	0	0	0	0	0	0	55,019
STATISTICS	19,921	0	0	0	0	1,207	0	21,128
	24,813,512	1,493,963	108,796	639,276	16,381	6,075,706	644,062	33,791,696
COLLEGE OF EDUCATION								
COMM SCI & SPECIAL ED	509,412	14,300	0	3	37,301	93,272	105,944	760,232
COUNSELING & HUMAN DEVEL	124,931	0	0	0	0	25,952	65,350	216,233
ED PSYCHOLOGY & INST TECH	1,342,255	0	0	0	65,205	47,488	0	1,454,948
EDUCATION - DEAN'S OFFICE	1,821,254	0	75,015	0	635,983	613,942	7,721,342	10,867,536
ELEMENTARY & SOCIAL STUDIES	0	0	0	40,000	47,501	94,070	-8,697	172,874
KINESIOLOGY	1,083,585	23,600	7,000	0	0	315,689	84,066	1,513,940
LANGUAGE & LITERACY ED	351,413	0	0	0	0	49,428	0	400,841
LIFELONG ED, ADMIN & POLICY	0	0	0	15,000	0	16,780	322,831	354,611
MATHEMATICS & SCIENCE ED	2,493,570	0	0	0	0	0	0	2,493,570
WKFORCE LEADERSHIP & SOC FND	0	0	0	0	0	182,084	165,322	347,406
	7,726,420	37,900	82,015	55,003	785,990	1,438,705	8,456,158	18,582,191
COLLEGE OF ENVIRONMENT & DESIGN								
COLLEGE ENVIRONMENT & DESIGN	0	0	0	0	0	20,907	0	20,907
INSTITUTE OF ECOLOGY	2,032,156	0	16,000	87,267	0	435,062	0	2,570,485
INSTITUTE OF ECOLOGY-RESEARCH	355,359	0	0	0	0	42,300	576,774	974,433
SCHOOL OF ENVIRONMENTAL DESIGN	0	0	0	0	0	537,899	140,000	677,899
	2,387,515	0	16,000	87,267	0	1,036,168	716,774	4,243,724
COLLEGE OF FAMILY & CONSUM SCI								
CHILD & FAMILY DEVELOPMENT	370,406	0	0	0	0	98,595	721,065	1,190,066
COLLEGE OF FAMILY & CONSUM SCI	174,990	0	0	0	0	44,824	0	219,814
FOOD & NUTRITION	517,117	0	0	287,906	0	46,470	365,660	1,217,153
HOUSING & CONSUMER ECONOMICS	75,000	0	0	0	0	53,660	33,896	162,556

DEPARTMENT	FEDERAL	INDUSTRY	INTERNAT'L	PRIVATE-FDN	LOCAL GOVT	OTHER PRIVATE	STATE	TOTAL AWARDS
INST ON HUMAN DEV & DISABILITY	1,000,000	0	0	0	0	620,604	625,492	2,246,096
TEXTILES-MERCHANDISE-INTERIORS	0	0	0	0	0	71,200	0	71,200
	2,137,513	0	0	287,906	0	935,353	1,746,113	5,106,885
COLLEGE OF PHARMACY								
CLINICAL AND ADMIN PHARMACY	227,764	192,156	0	72,000	0	1,552,386	-18,397	2,025,909
COLLEGE OF PHARMACY	0	0	0	0	0	347,338	0	347,338
PHARMACEUTICAL & BIOMED SCIENC	888,044	95,002	0	92,038	0	1,387,479	238,907	2,701,470
	1,115,808	287,158	0	164,038	0	3,287,203	220,510	5,074,717
COLLEGE OF PUBLIC HEALTH								
GERONTOLOGY	1,988,374	0	0	0	0	2,094	0	1,990,468
HEALTH PROMOTION & BEHAVIOR	2,484,391	0	0	0	0	321,088	269,600	3,075,079
	4,472,765	0	0	0	0	323,182	269,600	5,065,547
COLLEGE OF VETERINARY MEDICINE								
ANATOMY AND RADIOLOGY	0	-91	0	0	0	311,322	0	311,231
ATHENS DIAGNOSTIC LAB	232,793	0	0	0	0	34,860	1,324,323	1,591,976
DIAGNOSTIC LABS STAFF BENEFITS	0	0	0	0	0	0	2	2
INFECTIOUS DISEASES	1,275,278	20,496	16,065	0	0	525,609	153,679	1,991,127
LARGE ANIMAL MEDICINE	0	0	0	32,583	0	196,635	0	229,218
PATHOLOGY	161,706	85,652	47,000	28,620	0	44,559	0	367,537
PHYSIOLOGY AND PHARMACOLOGY	677,341	82,265	0	40,792	0	162,453	0	962,851
POPULATION HEALTH	950,664	81,399	133,588	0	0	235,368	442,358	1,843,377
SMALL ANIMAL MEDICINE	0	270,047	198,929	31,776	0	568,933	0	1,069,685
TIFTON DIAGNOSTIC LAB	0	0	0	0	0	0	2,160,738	2,160,738
VET MED ANIMAL RESOURCES	0	0	0	0	0	0	0	0
VETERINARY MEDICINE-DEAN'S OFF	523,714	240,000	0	20,400	0	1,544,217	0	2,328,331
WILDLIFE DISEASE STUDY	1,873,433	0	0	145,360	0	157,560	199,768	2,376,121
	5,694,929	779,768	395,582	299,531	0	3,781,516	4,280,868	15,232,194
COOPERATIVE EXTENSION SERVICE								
AG & APPLIED ECONOMICS-CES	63,800	0	0	0	0	56,896	34,000	154,696
ANIMAL SCIENCE - CES	0	0	0	0	0	14,660	0	14,660
ASSISTANT DEAN/GRIFFIN CAMPUS	856,578	0	0	0	0	68,679	42,820	968,077
ASSOC DEAN FOR EXTENSION	492,500	0	0	0	0	254,020	0	746,520
BIOLOGICAL AG ENG-CES	328,322	0	0	0	71,804	148,800	70,000	618,926
CONTINUING EDUCATION - CES	0	0	0	0	35,000	0	0	35,000
CROP AND SOIL SCIENCES-CES	5,000	33,600	0	0	0	441,002	456,088	935,690

DEPARTMENT	FEDERAL	INDUSTRY	INTERNAT'L	PRIVATE-FDN	LOCAL GOVT	OTHER PRIVATE	STATE	TOTAL AWARDS
ENTOMOLOGY-CES	234,961	78,109	0	0	0	163,843	114,276	591,189
EXT FAMILY & CONSUMER SCI	145,000	14,000	0	0	11,075	0	0	170,075
FOOD SCI & TECHNOLOGY-CES	26,000	0	0	0	0	0	0	26,000
HORTICULTURE-CES	236,600	0	0	0	0	44,021	0	280,621
NORTHEAST DISTRICT - CES	0	0	0	0	124,829	0	0	124,829
NORTHWEST DISTRICT - CES	0	0	0	0	671,423	0	0	671,423
OFF OF GLOBAL PROGRAMS - CES	0	0	0	0	0	6,390	714,750	721,140
OFFICE OF INFORM TECHNOLOGY	0	0	0	0	0	37,500	0	37,500
PESTICIDE & HAZARDOUS WASTE LB	51,600	0	0	0	0	0	0	51,600
PLANT PATHOLOGY-CES	263,188	0	0	0	0	227,425	148,526	639,139
POULTRY SCIENCE-CES	0	0	0	0	0	154,086	0	154,086
SOIL, PLANT & WATER LAB	0	0	0	0	0	18,000	0	18,000
SOUTHEAST DISTRICT - CES	0	0	0	0	124,745	0	0	124,745
SOUTHWEST DISTRICT - CES	0	0	0	0	138,903	155,000	0	293,903
WEST DISTRICT - CES	0	0	0	0	0	0	0	0
4-H AND YOUTH-CES	0	197,565	0	288,360	0	170,000	166,525	822,450
	2,703,549	323,274	0	288,360	1,177,779	1,960,322	1,746,985	8,200,269
OFFICE OF THE PRESIDENT								
PRESIDENT'S OFFICE	0	0	0	0	0	400	0	400
	0	0	0	0	0	400	0	400
OTHER UNIVERSITY UNITS								
GENERAL INSTITUTIONAL EXPENSE	0	0	0	0	0	639,887	0	639,887
	0	0	0	0	0	639,887	0	639,887
SCH OF PUBLIC & INTL AFFAIRS								
CNTR FOR INTERNTL TRADE & SEC	847,975	467,287	0	225,000	0	205,784	0	1,746,046
GLOBIS CENTER	0	0	0	0	0	5,000	0	5,000
INTERNATIONAL AFFAIRS - SPIA	12,500	0	0	0	0	3,250	0	15,750
PUBLIC ADMIN & POLICY	21,000	0	0	0	0	5,045	0	26,045
SCH PUBLIC & INTRNTL AFFAIRS	0	0	0	0	0	8,304	0	8,304
	881,475	467,287	0	225,000	0	227,383	0	1,801,145
SCHOOL OF FOREST RESOURCES								
FORESTRY COOPERATIVE EXT SRVC	185,905	12,000	0	15,700	0	15,000	0	228,605
FORESTRY RESEARCH	931,464	194,178	0	0	0	657,478	136,800	1,919,920
FORESTRY RESEARCH COLLEGE	726,312	0	0	0	0	3,000	0	729,312

DEPARTMENT	FEDERAL	INDUSTRY	INTERNAT'L	PRIVATE-FDN	LOCAL GOVT	OTHER PRIVATE	STATE	TOTAL AWARDS
SCHOOL OF FOREST RESOURCES	463,036	379,707	15,000	233,100	115,176	1,809,046	242,320	3,257,385
	2,306,717	585,885	15,000	248,800	115,176	2,484,524	379,120	6,135,222
SCHOOL OF LAW								
CONTINUING LEGAL EDUCATION	0	0	0	0	0	1,539,000	0	1,539,000
LAW SCHOOL LIBRARY	0	0	0	0	0	5,500	0	5,500
SCHOOL OF LAW	0	0	0	225,418	0	738,013	580,673	1,544,104
	0	0	0	225,418	0	2,282,513	580,673	3,088,604
SCHOOL OF SOCIAL WORK								
SCHOOL OF SOCIAL WORK	0	124,847	0	-900,000	0	21,541	2,566,673	1,813,061
	0	124,847	0	-900,000	0	21,541	2,566,673	1,813,061
SR VP ACADEMIC AFFAIRS UNITS								
EITS SPECIAL SYSTEMS SUPPORT	0	0	-1,009,599	0	0	0	0	-1,009,599
ENGINEERING	545,150	-68,000	0	0	61,612	-65,633	1,463,000	1,936,129
GEORGIA MUSEUM OF ART	992,000	0	0	0	0	561,603	63,530	1,617,133
GRADUATE SCHOOL	298,000	0	0	0	0	70,368	0	368,368
HONORS PROGRAM	25,000	0	0	2,050	0	20,635	0	47,685
LIBRARIES-BOOKS	0	18,700	0	0	0	623,720	0	642,420
LIBRARIES-GENERAL OPERATIONS	761,427	0	0	33,712	0	58,967	0	854,106
OFFICE INT'L AFFAIRS/EDUCATION	10,000	0	0	0	0	19,718	17,500	47,218
SR VP OFFICE ACADEMIC AFFAIRS	0	0	0	0	0	30,000	0	30,000
UNIVERSITY PRESS	0	0	0	44,262	0	23,551	0	67,813
	2,631,577	-49,300	-1,009,599	80,024	61,612	1,342,929	1,544,030	4,601,273
SR VP FOR EXTERNAL AFF UNITS								
CAREER CENTER	50,000	0	0	0	0	913	0	50,913
PUBLIC AFFAIRS	0	0	0	0	0	112,315	0	112,315
SR VP FOR EXTERNAL AFFAIRS	0	0	0	0	0	500,001	0	500,001
	50,000	0	0	0	0	613,229	0	663,229
SR VP FOR FINANCE & ADMIN								
ENVIRONMENTAL SAFETY DIVISION	0	0	0	0	0	0	-47,302	-47,302
FACILITIES PLANNING OFFICE	0	0	0	0	0	1,678,381	0	1,678,381
PAYROLL DEPARTMENT	0	0	0	0	0	0	0	0
	0	0	0	0	0	1,678,381	-47,302	1,631,079

DEPARTMENT	FEDERAL	INDUSTRY	INTERNAT'L	PRIVATE-FDN	LOCAL GOVT	OTHER PRIVATE	STATE	TOTAL AWARDS
TERRY COLLEGE OF BUSINESS								
BANKING AND FINANCE	0	0	0	0	0	19,531	0	19,531
ECONOMICS	0	0	0	0	0	89,370	0	89,370
INS/LEGAL STUD & REAL ESTATE	0	0	0	0	0	52,308	0	52,308
J M TULL SCH OF ACCOUNTING	0	0	0	0	0	162,779	0	162,779
MANAGEMENT	0	0	0	0	0	55,214	0	55,214
MANAGEMENT INFORMATION SYSTEMS	0	0	0	0	0	4,035	0	4,035
MARKETING AND DISTRIBUTION	0	0	0	0	0	223,610	0	223,610
SIMON S SELIG JR CTR ECON GROW	0	0	15,000	0	0	78,018	10,000	103,018
TERRY COLLEGE - DEAN'S OFFICE	0	818,823	0	0	0	976,207	0	1,795,030
	0	818,823	15,000	0	0	1,661,072	10,000	2,504,895
VP FOR INSTRUCTION UNITS								
DIV OF ACADEMIC ENHANCEMENT	1,739,748	0	0	0	0	0	0	1,739,748
INSTITUTE OF HIGHER EDUCATION	0	0	230,241	53,200	0	93,825	0	377,266
	1,739,748	0	230,241	53,200	0	93,825	0	2,117,014
VP FOR PUBSV & OUTREACH UNITS								
BOTANICAL GARDEN	0	10,000	0	5,500	0	141,566	0	157,066
CARL VINSON INSTITUTE OF GOVT	0	39,326	0	80,000	293,287	2,410,481	3,260,899	6,083,993
CONT ED: LEARNING SERVICES	0	0	0	0	0	0	298,793	298,793
FANNING INSTITUTE	0	0	0	0	0	42,000	1,317,912	1,359,912
MARINE EXTENSION SERVICE	6,000	0	0	0	0	178,728	373,532	558,260
OFC OF INFO TECH OUTREACH SERV	246,658	0	0	0	0	8,895	413,620	669,173
OFFICE OF ACAD SPECIAL PROGRAM	0	0	0	0	0	29,900	0	29,900
SMALL BUSINESS DEVELOPMENT CTR	2,357,948	0	0	0	0	35,000	0	2,392,948
VPPSO & ASSOCIATE PROVOST	0	0	0	0	0	100,000	21,398	121,398
	2,610,606	49,326	0	85,500	293,287	2,946,570	5,686,154	11,671,443
VP FOR RESEARCH UNITS								
BIOMED & HEALTH SCI INSTITUTE	1,461,084	0	0	50,000	0	232,170	163,699	1,906,953
CANCER CENTER OF EXCELLENCE	0	0	0	0	2,400	138,000	55,000	195,400
COMPLEX CARBOHYDRATE CENTER	7,049,787	132,658	38,657	0	0	848,689	50,000	8,119,791
CTR APPLIED GEN TECH - RI	319,641	0	59,333	0	0	1,345,219	0	1,724,193
CTR TROP EMERGING GLOB DISEASE	4,035,388	0	0	15,000	0	120,516	0	4,170,904
INSTITUTE FOR BEHAVIORAL RSCH	7,359,407	0	0	1,694,236	12,375	286,163	190,000	9,542,181
MARINE INSTITUTE	0	0	0	0	0	0	187,877	187,877
SAVANNAH RIVER ECOLOGY LAB	6,244,295	0	0	29,631	95,834	997,982	0	7,367,742
SEA GRANT PROGRAM	1,292,828	0	0	0	0	25,014	0	1,317,842

DEPARTMENT	FEDERAL	INDUSTRY	INTERNAT'L	PRIVATE-FDN	LOCAL GOVT	OTHER PRIVATE	STATE	TOTAL AWARDS
UGARF SR FACULTY RSCH GRANT	0	0	0	0	0	8,373,726	0	8,373,726
VP OFFICE FOR RESEARCH	0	19,014	0	0	0	302,782	0	321,796
	27,762,430	151,672	97,990	1,788,867	110,609	12,670,261	646,576	43,228,405
VP FOR STUDENT AFFAIRS UNITS								
CAMPUS LIFE	0	0	0	0	0	0	17,800	17,800
DISABILITY RESOURCE CENTER	0	0	0	0	0	0	40,386	40,386
RECREATIONAL SPORTS	0	0	0	0	0	69,999	0	69,999
STUDENT ACTIVITIES - PROGRAMS	0	0	0	0	0	4,002	0	4,002
STUDENT FINANCIAL AID	19,480	0	0	0	0	6,000	0	25,480
VP OFFICE FOR STUDENT AFFAIRS	0	0	0	0	0	13,323	200,000	213,323
WORK STUDY	1,000,000	0	0	0	0	0	0	1,000,000
	1,019,480	0	0	0	0	93,324	258,186	1,370,990
TOTAL	108,238,996	6,173,507	37,839	4,159,983	2,645,584	55,963,703	33,267,650	210,487,262

Summary of Funded Awards by Primary & Co-Investigator(s)¹
FY 2006 (First Quarter Only)

PRINCIPAL INVESTIGATOR	- PRIMARY INVESTIGATOR -		- CO-INVESTIGATOR -		TOTAL
	COUNT	FUNDED AMT	COUNT	FUNDED AMT	FUNDED AMT
ADAMS, MICHAEL W	1	250,000	0	0	250,000
ADAMS, THOMAS TUNSTALL	1	-66,350	1	3,504	-62,846
ADANG, MICHAEL J	3	150,579	0	0	150,579
AKOH, CASIMIR C	1	244,319	1	55,200	299,519
ALBERTS, JAMES J	1	2	0	0	2
ALL, JOHN N	1	2,400	0	0	2,400
ALLEN JR, DOUGLAS	4	98,347	0	0	98,347
ALLEN, LEWIS R	3	-30,697	0	0	-30,697
ALLEN, SHEILA W	3	206,127	0	0	206,127
ALLINGER, NORMAN L	1	2	0	0	2
ALTIZER, SONIA M	1	200,000	0	0	200,000
ALTMAN, ELLIOT	0	-50,000	1	42,843	-7,157
ALVERMANN, DONNA E	0	0	1	114,510	114,510
AMBARTSUMIAN, LEVON	1	15,000	0	0	15,000
AMES, GLENN C W	0	0	1	23,011	23,011
AMSTER, I JONATHAN	1	257,600	0	0	257,600
ANDERSON, WYATT W	12	75,577	0	0	75,577
ANDRAE, JOHN G	1	7,820	0	0	7,820
ANDRESS, ELIZABETH L	2	297,631	0	0	297,631
ARKIN, GERALD F	4	160,934	0	0	160,934
ARMITAGE, ALLAN M	2	13,200	0	0	13,200
ARMSTRONG, NORRIS A	1	49,643	0	0	49,643
ARNOLD, JONATHAN	0	0	2	319,376	319,376
ARPINAR, ISMAILCEM B	0	0	1	23,000	23,000
BAILE, CLIFTON A	1	34,155	0	0	34,155
BAILEY, DOUGLAS A	2	8,121	0	0	8,121
BALDWIN, CHARLES A	1	0	1	120,334	120,334
BAMBER, LINDA S	1	39,713	0	0	39,713
BANDALOS, DEBORAH L	0	0	1	450,000	450,000
BATAL, AMY BETH	1	2,600	0	0	2,600
BATEMAN, FRED	1	13,665	0	0	13,665
BATZER, DAROLD P	0	0	1	25,000	25,000
BEACH, STEVEN R H	1	1,129,825	0	0	1,129,825
BEASLEY, JOHN P	2	14,000	0	0	14,000
BECK JR, ELWOOD M	1	0	0	0	0
BECK, MICHAEL BRUCE	2	176,330	0	0	176,330
BECK, MICHAEL D	1	239,751	0	0	239,751
BECKER, LEE B	1	29,386	0	0	29,386
BEDNARZ, CRAIG W	3	32,350	1	3,528	35,878
BELL, WARREN STEPHEN	1	15,000	0	0	15,000
BENNETZEN, JEFFREY LYNN	2	145,595	0	0	145,595
BENSON, P GEORGE	7	124,788	0	0	124,788
BERGSTROM, JOHN	1	3,192	0	0	3,192
BERISFORD, CHARLES W	1	27,000	0	0	27,000
BERNARD, JOHN KYLE	0	0	1	4,940	4,940
BERTRAND, JOSEPH K	3	25,000	0	0	25,000
BERTSCH, GARY K	6	24,549	0	0	24,549

¹The dollar amount listed here is equivalent to the percent credit identified by investigator(s) on the Proposal Transmittal Sheet.

Summary of Funded Awards by Primary & Co-Investigator(s)¹
FY 2006 (First Quarter Only)

PRINCIPAL INVESTIGATOR	- PRIMARY INVESTIGATOR -		- CO-INVESTIGATOR -		TOTAL
	COUNT	FUNDED AMT	COUNT	FUNDED AMT	FUNDED AMT
BERTSCH, PAUL M	5	139,003	0	0	139,003
BETTINGER, PETER S	1	15,000	0	0	15,000
BEUCHAT, LARRY R	2	117,230	0	0	117,230
BITTNER, JANET S	1	536,318	0	0	536,318
BIXBY, REBECCA	0	0	1	12,410	12,410
BOERMA, HENRY ROGER	5	425,182	0	0	425,182
BOON, RICHARD T	0	0	1	52,972	52,972
BOONS, GERARDUS JOSEPHUS	0	0	1	195,510	195,510
BOSTROM, ROBERT P	1	43,355	0	0	43,355
BOWER, DONALD W	2	463,118	0	0	463,118
BOWERS, JOHN EDWARD	0	0	1	69,821	69,821
BRACKETT, BENJAMIN G	1	4	0	0	4
BRANNEN, PHILLIP M	1	3,500	1	3,600	7,100
BRENNEMAN, TIMOTHY B	1	24,000	0	0	24,000
BRICKMAN, MARGUERITE	0	0	1	49,643	49,643
BRIDGES, DAVID C	2	250,429	0	0	250,429
BRODY, GENE H	2	1,008,055	1	98,744	1,106,798
BROOKS, PAUL J	3	176,985	0	0	176,985
BROSIUS, J PETER	1	8,000	0	0	8,000
BROWN JR, DONALD M	0	0	1	123,625	123,625
BROWN, CORRIE C	1	7,784	0	0	7,784
BROWN, MARK R	1	1,000	0	0	1,000
BRUDNEY, JEFFREY L	2	26,045	0	0	26,045
BUCK, JAMES W	1	4,500	0	0	4,500
BUNTIN, GEORGE DAVID	1	397	0	0	397
BURPEE, LEON LOUIS	3	45,600	0	0	45,600
BUSH, PARSHALL B	1	21,600	0	0	21,600
CABRERA, MIGUEL L	0	0	1	12,855	12,855
CALABRIA, ASHLEY	1	15,000	0	0	15,000
CALDAROLA, NANCY T	2	26,000	0	0	26,000
CAPOMACCHIA, ANTHONY C	1	2,000	0	0	2,000
CARLSON, RUSSELL W	1	60,338	0	0	60,338
CARR, MARTHA M	1	162,458	0	0	162,458
CARREIRA, LIONEL A	1	91,000	0	0	91,000
CARROLL, CARL RONALD	3	24,000	0	0	24,000
CARROLL, JOHN P	3	108,146	1	700	108,846
CARROW, ROBERT N	1	49,300	0	0	49,300
CARSWELL, ANDREW THOMAS	1	31,965	0	0	31,965
CASSIDY, PATRICK DANIEL	1	15,000	0	0	15,000
CASTENELL, LOUIS ANTHONY	4	49,107	0	0	49,107
CASTLEBERRY, STEVEN BRYAN	0	0	1	700	700
CERVERO, RONALD M	0	-13,779	0	0	-13,779
CHAPMAN, SUE W	0	0	1	2,000	2,000
CHEN, JIANG	1	0	0	0	0
CHINNAN, MANJEET S	0	0	1	9,947	9,947
CHU, CHUNG K	3	105,165	0	0	105,165
CIESZEWSKI, CHRIS J	0	0	2	95,640	95,640
CLANCEY, KEVIN F	1	10,530	0	0	10,530
CLARK, RICHARD L	4	278,767	0	0	278,767

Summary of Funded Awards by Primary & Co-Investigator(s)¹
FY 2006 (First Quarter Only)

PRINCIPAL INVESTIGATOR	- PRIMARY INVESTIGATOR -		- CO-INVESTIGATOR -		TOTAL
	COUNT	FUNDED AMT	COUNT	FUNDED AMT	FUNDED AMT
CLEMENS, BONNIE	1	27,594	0	0	27,594
COCHRAN, THOMAS E	1	69,999	0	0	69,999
COFFIELD, JULIE A	1	314,640	0	0	314,640
COHEN, ALLAN S	1	61,452	0	0	61,452
COLANGELO, CARMON	1	0	0	0	0
COLEMAN, THOMAS M	0	-1	0	0	-1
COLLEY, DANIEL G	2	325,117	0	0	325,117
COLLINS, BEVERLY S	1	91,462	0	0	91,462
COMMEYRAS, MICHELLE	0	-14	1	117,980	117,966
CONDIT, CELESTE MICHELE	1	26,693	0	0	26,693
CONROY, MICHAEL J	4	85,794	0	0	85,794
COOPER, DIANE L	7	9,317	0	0	9,317
COOPER, ROBERT J	1	5,000	0	0	5,000
CORDONNIER-PRATT, MARIE MICHELI	0	0	1	5,686	5,686
CORN, JOSEPH L	2	47,173	0	0	47,173
COTTON, CAROL PHILLIPS	0	0	2	61,372	61,372
COVERT, SARAH F	2	9,977	0	0	9,977
COVINGTON, MICHAEL A	0	-1,009,599	0	0	-1,009,599
COX III, JAMES F	2	8,633	0	0	8,633
COYLE, CYNTHIA G	1	500,000	0	0	500,000
CRAMER, STEPHEN E	3	1,563,965	0	0	1,563,965
CRESS, MARIE ELAINE	1	12,500	0	0	12,500
CROW, SUSAN R	2	13,750	0	0	13,750
CROWELL, WAYNE A	1	8,226	0	0	8,226
CROWLEY, JOHN	3	89,963	0	0	89,963
CSINOS, ALEXANDER S	1	10,000	0	0	10,000
CUDE, BRENDA J	1	0	0	0	0
CULBREATH, ALBERT K	1	4,000	1	1,500	5,500
CULPEPPER, ALFRED STANLEY	2	14,500	0	0	14,500
CUNFER, BARRY M	2	1,056	0	0	1,056
CURETON, KIRK J	1	20,465	0	0	20,465
CZARNOTA, MARK ANDREW	5	63,060	0	0	63,060
DAILEY JR, HARRY A	1	0	0	0	0
DANIELS, RICHARD F	1	103,481	0	0	103,481
DARVILL, ALAN	4	945,909	0	0	945,909
DAS, KESHAV C	0	0	1	3,504	3,504
DAUGHERTY, PATRICIA W	1	4,002	0	0	4,002
DAWE, R KELLY	2	708,443	1	24,421	732,863
DAY, JAMES LADON	1	29,280	0	0	29,280
DE HASETH, JAMES A	1	34,000	0	0	34,000
DECHICCHIS, ALBERT R	1	37,301	0	0	37,301
DEJOY, DAVID M	1	18,400	1	107,929	126,329
DELLA, LINDSAY	0	0	1	55,200	55,200
DERVARTANIAN, DANIEL V	1	1	0	0	1
DEVOS, KATRIEN MARTHA	3	74,804	0	0	74,804
DIPIRO, JOSEPH T	1	-7,372	0	0	-7,372
DIRR, MICHAEL A	2	8,734	0	0	8,734
DISHMAN, RODNEY K	1	215,857	0	0	215,857
DOCAMPO, ROBERTO	2	57,065	0	0	57,065

Summary of Funded Awards by Primary & Co-Investigator(s)¹
FY 2006 (First Quarter Only)

PRINCIPAL INVESTIGATOR	- PRIMARY INVESTIGATOR -		- CO-INVESTIGATOR -		TOTAL
	COUNT	FUNDED AMT	COUNT	FUNDED AMT	FUNDED AMT
DONOVAN, DOUGLAS C	0	0	1	15,704	15,704
DOYLE, MICHAEL PATRICK	4	106,455	1	44,500	150,955
DUCHARME, LORI	1	49,536	0	0	49,536
DUCKETT, SUSAN K	1	162,788	0	0	162,788
DUDLEY, GARY A	2	312,218	0	0	312,218
DUSANSKY, RICHARD	1	36,289	0	0	36,289
DUTCHER, JAMES D	2	9,500	0	0	9,500
DZIMIANSKI, MICHAEL T	0	0	1	42,224	42,224
EASON, MARCUS A	1	7,814	0	0	7,814
ECHOLS, STEPHEN LEE	0	0	1	693	693
EDWARDS, GAYLEN L	0	0	1	17,480	17,480
EHARDT, CAROLYN L	1	11,924	0	0	11,924
EILAND, WILLIAM U	11	254,392	0	0	254,392
EITEMAN, MARK ANDREW	1	44,142	1	3,504	47,646
ELLETT, ALBERTA	1	199,716	0	0	199,716
ELLINGTON, C RONALD	2	47,567	0	0	47,567
ELY, LANE O	1	1,000	0	0	1,000
ERGUL, ADVIYE	2	419,920	0	0	419,920
ERICKSON, MARILYN C	0	0	1	15,570	15,570
FAGAN, SUSAN C	1	27,521	0	0	27,521
FAIRCHILD, BRIAN DAVID	2	8,750	1	9,988	18,738
FARMER, MARK A	1	525	0	0	525
FECHHEIMER, MARCUS	1	85,100	0	0	85,100
FECHO, ROBERT ANTHONY	0	0	1	9,508	9,508
FERRARA, MICHAEL S	4	49,712	0	0	49,712
FINCHAM, JACK	1	12,357	0	0	12,357
FINCHER, CAMERON	1	0	0	0	0
FIRESTONE, EVAN R	3	55,503	0	0	55,503
FISCHER, JOHN R	0	22,936	3	27,515	50,451
FISHER, JEFFREY WILLIAM	1	33,000	0	0	33,000
FISK, AARON THOMAS	1	20,608	0	0	20,608
FLORKOWSKI, WOJCIECH J	2	50,540	0	0	50,540
FONSAH, ESENDUGUE GREG	1	1,000	0	0	1,000
FORE III, CECIL	1	52,972	0	0	52,972
FOREHAND, REX L	1	235,000	0	0	235,000
FORS, STUART W	2	6,819	0	0	6,819
FORSCHLER, BRIAN T	1	11,000	0	0	11,000
FOSTER, MARK R	1	21,450	0	0	21,450
FRANKLIN, JAMES LEE	0	-1,498	0	0	-1,498
FREEMAN, BYRON J	4	36,805	1	14,450	51,255
FREEMAN, MARY	0	0	1	17,689	17,689
FREER, COBURN	1	65,500	0	0	65,500
FREIMUTH, VICKI S	1	28,326	0	0	28,326
FURUKAWA, RUTH H	0	0	1	85,100	85,100
GARBER, MELVIN P	1	32,500	0	0	32,500
GARCIA, MARICARMEN	1	24,357	0	0	24,357
GARDNER, WAYNE A	4	58,704	0	0	58,704
GARNER, JOSEPH C	1	28,579	0	0	28,579
GARRISON, ERVAN G	2	22,700	0	0	22,700

Summary of Funded Awards by Primary & Co-Investigator(s)¹
FY 2006 (First Quarter Only)

PRINCIPAL INVESTIGATOR	- PRIMARY INVESTIGATOR -		- CO-INVESTIGATOR -		TOTAL
	COUNT	FUNDED AMT	COUNT	FUNDED AMT	FUNDED AMT
GASKIN, JULIA WEBB	1	19,282	0	0	19,282
GATEWOOD, ROBERT D	1	16,123	0	0	16,123
GATTIE, DAVID K	0	0	1	48,966	48,966
GELLER, DANIEL	0	0	1	0	0
GIBBONS, J WHITFIELD	2	28,857	0	0	28,857
GITAITIS, RONALD D	1	6,800	0	0	6,800
GLASER, BRIAN A	1	16,600	0	0	16,600
GLISSON, JOHN R	6	242,538	0	0	242,538
GOODIE, ADAM S	1	110,400	0	0	110,400
GOODRUM, JOHN W	0	0	0	-1,650	-1,650
GRAGSON, THEODORE L	2	20,000	0	0	20,000
GRAHAM, RICHARD MARTIN	1	10,000	0	0	10,000
GRASSO, MAUREEN	2	108,424	0	0	108,424
GREEN, GARY TERENCE	2	17,160	0	0	17,160
GREENSPAN, PHILLIP	0	0	1	14,400	14,400
GREGORY, CHRISTOPHER	1	83	0	0	83
GRIDER, ARTHUR	1	5,400	1	17,480	22,880
GROVER, RAJIV	1	37,363	0	0	37,363
GUILLEBEAU, LEE P	3	17,822	0	0	17,822
GUO, BAOZHU	0	0	1	9,000	9,000
GUSTAVSON, SANDRA G	5	115,874	0	0	115,874
GUY, TALMADGE C	0	0	1	9,508	9,508
HAHN, MICHAEL G	1	195,510	0	0	195,510
HAMRICK III, JAMES L	2	737	0	0	737
HANNA, WAYNE W	1	10,008	0	0	10,008
HANNAFIN, MICHAEL	1	20,468	0	0	20,468
HARDIN, IAN R	1	0	0	0	0
HARNISH, DOROTHY	2	487,439	0	0	487,439
HARRISON, JUDY A	1	18,000	1	148,816	166,816
HARRISON, MARK A	0	0	1	148,816	148,816
HARTLE, DIANE K	1	14,400	0	0	14,400
HAUSMAN, DOROTHY	0	0	4	380,093	380,093
HERREN, RAY V	1	22,000	0	0	22,000
HICKEY, DANIEL T	0	-576	0	0	-576
HILL, JANETTE R	1	9,508	0	0	9,508
HILL, MARILYN	1	2,400	0	0	2,400
HILL, MARY LOUISE	1	175,000	0	0	175,000
HILL, NICHOLAS S	1	168	0	0	168
HILL, ROGER BRIAN	0	0	1	48,966	48,966
HINKLE, NANCY C	1	1,000	0	0	1,000
HOFACRE, CHARLES L	0	0	1	89,000	89,000
HOGAN, ROBERT JEFF	2	386,322	0	0	386,322
HOGUE, JOHN	1	43,005	0	0	43,005
HOHMANN, ANDREA G	1	9,936	0	0	9,936
HOLBROOK, C C	2	18,000	1	1,500	19,500
HOLLAND, THOMAS P	1	-253	0	0	-253
HOLLIBAUGH, JAMES T	1	15,000	0	0	15,000
HOLLOWAY, STEVEN R	1	10,236	1	49,372	59,608
HOLMES, JAMES R	0	0	1	23,684	23,684

Summary of Funded Awards by Primary & Co-Investigator(s)¹
FY 2006 (First Quarter Only)

PRINCIPAL INVESTIGATOR	- PRIMARY INVESTIGATOR -		- CO-INVESTIGATOR -		TOTAL
	COUNT	FUNDED AMT	COUNT	FUNDED AMT	FUNDED AMT
HOOGENBOOM, GERRIT	1	-12,360	0	0	-12,360
HORNE, ARTHUR M	1	62,806	1	450,000	512,806
HORTON, DAN L	2	94,000	0	0	94,000
HORTON, GERALD T	2	10,634	0	0	10,634
HOWERTH, ELIZABETH W	0	0	2	51,310	51,310
HOYT, ROBERT E	2	5,517	0	0	5,517
HUA, GANG	1	0	0	0	0
HUBBARD, WILLIAM G	4	256,000	1	12,403	268,403
HUBBELL, STEPHEN P	2	141,213	0	0	141,213
HUMPHREYS, JEFFREY MATTHEW	1	48,018	0	0	48,018
HUNG, YEN-CON	2	9,200	1	9,947	19,147
HURLEY, DAVID JOHN	2	38,616	1	66,910	105,526
HUSEMAN, RICHARD C	1	27,489	0	0	27,489
HUSSEY, RICHARD S	2	15,154	0	0	15,154
INSOCE, JOHN C	1	15,000	0	0	15,000
IRWIN, KRISTEN MARK	0	0	1	28,663	28,663
JACKSON JR, THOMAS H	3	23,327	0	0	23,327
JACKSON, BEN D	3	7,500	0	0	7,500
JACKWOOD, MARK W	0	0	1	24,357	24,357
JAWORSKI, ALAN J	1	10,530	0	0	10,530
JENKINS, TRACIE M	1	10,000	0	0	10,000
JENNINGS, CECIL A	1	20,000	1	8,750	28,750
JOHNSON, J AARON	0	0	2	51,096	51,096
JOHNSON, JERRY W	1	1,717	0	0	1,717
JOHNSON, MARY ANN	0	0	2	319,376	319,376
JONES, SCOTT A	1	42,576	1	23,684	66,260
JONES, TONIA	1	183,223	0	0	183,223
JOST, PHILIP H	1	46,350	0	0	46,350
JOYE, SAMANTHA B	1	251,975	0	0	251,975
JURAT FUENTES, JUAN LUIS	1	0	0	0	0
KANEMASU, EDWARD T	2	54,106	0	0	54,106
KAPLAN, RAY MATTHEW	0	0	1	84,448	84,448
KARLS, ANNA CECILIA	1	29,677	0	0	29,677
KARLS, RUSSELL KENNETH	0	0	1	23,848	23,848
KASTNER, JAMES R	1	24,528	1	42,843	67,371
KEEL, M KEVIN	0	0	1	34,023	34,023
KEMERAIT JR, ROBERT C	4	54,625	1	46,350	100,975
KENNEDY, GILES W	7	318,198	0	0	318,198
KERO, KATHY L	0	0	1	13,035	13,035
KERR, WILLIAM L	1	165,600	4	68,621	234,221
KHERSONSKY, JULIA A	2	108,987	0	0	108,987
KHRIPUNOV, IGOR	3	121,961	0	0	121,961
KING, CHRISTOPHER SIMON	0	0	1	195,510	195,510
KISAALITA, WILLIAM S	1	104,451	0	0	104,451
KLEIBER, PAMELA B	1	2,050	0	0	2,050
KLEVEN, STANLEY H	2	84,096	0	0	84,096
KLOEPPPEL, BRIAN D	0	0	1	20,000	20,000
KNAPP, STEVEN J	3	269,512	0	0	269,512
KNAUFT, DAVID ALAN	2	223,715	0	0	223,715

Summary of Funded Awards by Primary & Co-Investigator(s)¹
FY 2006 (First Quarter Only)

PRINCIPAL INVESTIGATOR	- PRIMARY INVESTIGATOR -		- CO-INVESTIGATOR -		TOTAL
	COUNT	FUNDED AMT	COUNT	FUNDED AMT	FUNDED AMT
KOCHERT, GARY D	1	0	0	0	0
KOCHUT, KRZYSZTOF J	0	0	1	17,000	17,000
KRAMER, ELIZABETH A	1	15,981	0	0	15,981
KRAUSE, DUNCAN C	1	0	0	0	0
KRETZSCHMAR JR, WILLIAM A	1	9,879	0	0	9,879
KROPF, NANCY P	1	14,027	0	0	14,027
KRUNKOSKY, THOMAS M	2	-24,089	0	0	-24,089
KUHNERT, KARL W	5	78,907	0	0	78,907
KUSHNER, SIDNEY R	1	331,200	0	0	331,200
KVIEN, CRAIG K	2	95,313	2	91,988	187,300
LACY, MICHAEL P	1	0	0	0	0
LANCE, CHARLES E	0	0	1	56,710	56,710
LANDAU, DAVID P	2	76,268	0	0	76,268
LANDRY JR, GILBERT W	1	169,306	0	0	169,306
LANGONE JR, JOHN	1	477,261	0	0	477,261
LANIER, LANNIE LOVETT	3	31,839	0	0	31,839
LARISCY, RUTH ANN	1	1,000	0	0	1,000
LASTRAPES, WILLIAM D	3	5,303	0	0	5,303
LATIMER, KENNETH S	2	767	0	0	767
LAUDERDALE, JAMES D	1	50,000	0	0	50,000
LAUTH, THOMAS P	1	5,394	0	0	5,394
LAW, S EDWARD	1	1	0	0	1
LAWRENCE, THOMAS M	0	0	1	950	950
LECLERC, MONIQUE Y	2	271,068	0	0	271,068
LEDBETTER, JAMES G	3	590,085	0	0	590,085
LEE, DWIGHT R	1	23,812	0	0	23,812
LEE, R DEWEY	1	60,000	0	0	60,000
LEIGH, DAVID S	1	17,000	0	0	17,000
LEIGH, THOMAS W	1	70,848	0	0	70,848
LEWIS III, A JEFFERSON	6	107,110	0	0	107,110
LITTLE, SUSAN D	1	50,000	0	0	50,000
LOCKHART, LETTIE L	1	1,575,377	0	0	1,575,377
LOGAN JR, HENRY H	36	24,411	0	0	24,411
LOVELL, C A KNOX	1	50,655	0	0	50,655
LOWE, DONALD ROBERT	2	24,547	0	0	24,547
LUSK, MARK W	1	5,968	0	0	5,968
MACE JR, ARNETT C	18	656,566	0	0	656,566
MADDEN, MARGUERITE	0	0	1	15,981	15,981
MAHAFFEY, EDWARD A	3	-1,812	0	0	-1,812
MAJETICH, GEORGE F	1	130,000	0	0	130,000
MARABLE, F GEORGE	2	98,799	0	0	98,799
MARABLE, NINA	1	0	0	0	0
MARKEWITZ, DANIEL	2	110,793	0	0	110,793
MARSH, JOAN E	16	402,067	0	0	402,067
MATTHEWS, D ERIC	5	194,406	0	0	194,406
MAURER, JOHN J	1	756,500	0	0	756,500
MCCALL, JOHN W	1	295,568	0	0	295,568
MCDONALD, JOHN F	1	0	0	0	0
MCDUGALD, LARRY R	2	5,000	0	0	5,000

Summary of Funded Awards by Primary & Co-Investigator(s)¹
FY 2006 (First Quarter Only)

PRINCIPAL INVESTIGATOR	- PRIMARY INVESTIGATOR -		- CO-INVESTIGATOR -		TOTAL
	COUNT	FUNDED AMT	COUNT	FUNDED AMT	FUNDED AMT
MCDOWELL, JENNIFER E	1	124,467	0	0	124,467
MCGRAW, ROYAL A	1	2	0	0	2
MCNULTY, THOMAS L	0	0	1	49,372	49,372
MCPHERSON, ROBERT M	2	4,500	1	6,006	10,506
MCWATTERS, SUSAN K	0	0	1	9,947	9,947
MEAD, DANIEL G	1	189,000	1	48,007	237,007
MEAGHER, RICHARD B	1	150,000	0	0	150,000
MEENTEMEYER, VERNON	1	0	0	0	0
MEILE, CHRISTOF D	1	46,697	0	0	46,697
MERKLE, SCOTT A	3	131,458	0	0	131,458
MEYERS, J MICHAEL	1	32,782	0	0	32,782
MIDDLEBROOKS, CAROLE	1	200,000	0	0	200,000
MILLER, DORIS MARIE	2	1	1	120,334	120,335
MILLER, JOHN A	0	0	1	10,000	10,000
MILLER, KARL V	1	49,000	0	0	49,000
MILLER, LLOYD STEPHEN	0	0	1	56,710	56,710
MILLER, WILLIAM LYNN	3	20,329	0	0	20,329
MITCHELL, ELAINE K	3	127,542	0	0	127,542
MOHNEN, DEBRA	1	51,835	0	0	51,835
MOMANY, CORY	0	0	1	4,750	4,750
MOORE, JAMES N	4	67,112	2	15,108	82,220
MOREHEAD, JERE W	2	10,335	0	0	10,335
MOSHI, LIOBA	1	99,840	0	0	99,840
MOTE, THOMAS L	1	53,000	0	0	53,000
MRAZEK, JAN	1	73,000	0	0	73,000
MULLIS, REBECCA MCNEILL	1	30,000	0	0	30,000
MURPHY, TIMOTHY R	3	33,450	1	84,653	118,103
MURRAY, THOMAS F	1	40,792	0	0	40,792
MURRY, VELMA MCBRIDE	0	0	2	581,847	581,847
NACKERUD, LARRY G	1	1,255	0	0	1,255
NAEHER, LUKE PETER	2	3,173	0	0	3,173
NAIR, VASU	1	0	0	0	0
NAIRN III, CAMPBELL JOSEPH	1	5,600	0	0	5,600
NEIDLE, ELLEN LEE	1	264,593	0	0	264,593
NESBIT, RYAN A	2	1,678,381	0	0	1,678,381
NESMITH, D SCOTT	1	5,000	0	0	5,000
NESTOR, ROBERT I	1	180	0	0	180
NEWCOMB, HORACE	1	131	0	0	131
NEWMAN, DAVID H	1	657	0	0	657
NEWTON, GEORGE LARRY	1	1	0	0	1
NICKERSON, STEPHEN C	1	2	0	0	2
NICKOLS, SHARON YVONNE	7	80,430	0	0	80,430
NIEMI JR, ALBERT W	5	120,633	0	0	120,633
NIST, SHERRIE	2	301,889	1	183,223	485,112
NOBLET, RAYMOND	3	13,600	1	31,500	45,100
NZENGUNG, VALENTINE ASONGU	1	13,000	0	0	13,000
OCONNOR, PATRICK J	1	339,653	0	0	339,653
OIE, SVEIN	1	35,287	0	0	35,287
OLIVER, J STEVE	0	0	2	223,715	223,715

Summary of Funded Awards by Primary & Co-Investigator(s)¹
FY 2006 (First Quarter Only)

PRINCIPAL INVESTIGATOR	- PRIMARY INVESTIGATOR -		- CO-INVESTIGATOR -		TOTAL
	COUNT	FUNDED AMT	COUNT	FUNDED AMT	FUNDED AMT
OLIVER, JENNY P	0	0	1	9,508	9,508
OLSON, REBECCA M	1	0	0	0	0
ONEILL, MALCOLM	0	0	1	195,510	195,510
OREY III, MICHAEL A	1	92,666	0	0	92,666
ORPINAS, PAMELA K	1	450,000	1	61,546	511,546
ORR, PATSY M	4	524,850	0	0	524,850
ORTEGA, YNES ROSA	0	0	1	36,577	36,577
OZIAS-AKINS, PEGGY	0	0	1	1,500	1,500
PADILLA, MICHAEL J	2	1,347,295	0	0	1,347,295
PAISLEY, PAMELA O	0	-1	0	0	-1
PARK, HAN S	1	5,000	0	0	5,000
PARROTT, WAYNE ALLEN	0	0	3	413,218	413,218
PATEL, GORDHAN L	3	4	0	0	4
PATERSON, ANDREW H	4	143,359	2	55,929	199,287
PENCE, SHELLEY HOOKS	1	49,000	0	0	49,000
PERRI III, MATTHEW	1	7,500	0	0	7,500
PESTI, DENISE A	1	83	0	0	83
PETERSON JR, DOUGLAS L	1	26,250	0	0	26,250
PETERSON, JAMES T	1	22,000	1	1,624	23,624
PHILLIPS, DANIEL V	4	38,196	0	0	38,196
PHILLIPS, ROBERT DIXON	1	19,894	0	0	19,894
PHILLIPS, ROBERT S	1	38,760	0	0	38,760
PIERCE, JAMES MICHAEL	3	1,366,798	0	0	1,366,798
POCKNEE, STUART	1	12,000	0	0	12,000
POON, LEONARD W	3	639,250	0	0	639,250
PORTERFIELD, RICHARD L	1	393,267	0	0	393,267
POTTER, WILLIAM GRAY	7	73,341	0	0	73,341
POULSEN, ANNETTE B	1	80,370	0	0	80,370
PRATT, LEE H	0	0	1	5,686	5,686
PRESTEGARD, JAMES	5	314,286	0	0	314,286
PRINGLE, CATHERINE M	1	12,410	0	0	12,410
PROMISLOW, DANIEL E L	2	233,384	0	0	233,384
PROSTKO, ERIC P	2	6,000	0	0	6,000
PUCKETT, ELIZABETH ANN	2	1,500	0	0	1,500
PUETT, J DAVID	1	5	0	0	5
QUINN, FREDERICK DAVID	1	23,848	0	0	23,848
QUINN, WILLIAM H	0	0	2	451,579	451,579
QUIRK, CONSTANCE A	1	174,990	0	0	174,990
RAWLS, RAYTHEON M	1	247,250	0	0	247,250
RAWSON JR, MAC V	5	136,593	0	0	136,593
RAYMER, PAUL L	0	0	1	84,653	84,653
RAZOR, JACK E	1	35,509	0	0	35,509
REBER, ADRIAN J	0	0	1	12,563	12,563
REEVES, DAVID E	2	387,944	0	0	387,944
REEVES, PATRICIA M	0	0	1	450,000	450,000
REEVES, THOMAS C	1	55,976	0	0	55,976
REID, LEONARD N	1	5,000	0	0	5,000
REKAYA, ROMDHANE	1	149,558	0	0	149,558
RHOADES, ROBERT E	1	15,000	0	0	15,000

Summary of Funded Awards by Primary & Co-Investigator(s)¹
FY 2006 (First Quarter Only)

PRINCIPAL INVESTIGATOR	- PRIMARY INVESTIGATOR -		- CO-INVESTIGATOR -		TOTAL
	COUNT	FUNDED AMT	COUNT	FUNDED AMT	FUNDED AMT
RICHMOND, FARLEY P	1	46,000	0	0	46,000
RILEY, DAVID G	1	14,000	0	0	14,000
RITCHIE, BRANSON W	2	72,061	0	0	72,061
ROBERTS, DAVID D	2	54,228	0	0	54,228
ROBERTS, PHILLIP M	0	0	1	6,006	6,006
ROBERTS, ROYCE E	1	0	0	0	0
ROBERTS, WILLIAM A	3	126,024	0	0	126,024
ROBERTSON, THOMAS PHILLIP	1	138,000	0	0	138,000
RODGERS, THOMAS F	1	5,000	0	0	5,000
ROMAN, PAUL M	3	1,210,701	0	0	1,210,701
ROSEMOND, AMY DAUM	1	60,000	0	0	60,000
ROSENBAUM, GEROLD A	1	575	0	0	575
ROTHERMEL, BETSIE B	0	0	1	14,226	14,226
RUBERSON, JOHN R	2	20,300	0	0	20,300
RUSSELL, JOHN THOMAS	7	526,837	0	0	526,837
RUSSELL, SCOTT M	2	4,000	0	0	4,000
SANDERSON, SHERRY	1	39,105	0	0	39,105
SARMIENTO, FAUSTO O	1	8,348	0	0	8,348
SATTERWHITE, DWIGHT	1	30,902	0	0	30,902
SAX, DOV	1	115,000	0	0	115,000
SCANLON, MICHAEL J	3	1,374,735	0	0	1,374,735
SCHAEFER III, HENRY F	1	114,816	0	0	114,816
SCHEMPP, PAUL G	2	3,500	0	0	3,500
SCHERM, HARALD W	1	8,400	1	3,500	11,900
SCHERZER, JAKOB	1	52,000	0	0	52,000
SCHMIDT, EDITH S	1	300	0	0	300
SCHWANENFLUGEL, PAULA J	1	260,909	0	0	260,909
SCHWEITZER, SARA HANNAH	1	15,000	0	0	15,000
SCOTT, ROBERT A	2	82,483	0	0	82,483
SELLERS, JACKIE	1	25,000	0	0	25,000
SHARITZ, REBECCA R	1	25,000	0	0	25,000
SHAW, JUDITH D	2	23,000	0	0	23,000
SHEPHERD, JOHN GREENE	1	40,000	0	0	40,000
SHERWOOD, JOHN L	2	14,172	0	0	14,172
SHETH, AMIT P	2	82,000	0	0	82,000
SHETTERLEY, KAREN R	1	-25,312	0	0	-25,312
SHILLING, DONN G	1	281,411	0	0	281,411
SHIVER, BARRY D	2	88,238	0	0	88,238
SHOREIBAH, MOHAMED G	1	1	0	0	1
SIMONS, LESLIE GORDON	0	0	1	98,744	98,744
SIMONS, RONALD L	1	98,744	0	0	98,744
SINGH, RAKESH K	0	0	3	2,528	2,528
SINHA, ANUJ K	1	11,372	0	0	11,372
SMITH, ANITA PAYNE	4	3,485	0	0	3,485
SMITH, ARCH D	3	304,215	0	0	304,215
SMITH, E DANIEL	1	103,552	0	0	103,552
SMITH, JAMES C	1	869	0	0	869
SMITH, MARY ALICE	1	2,500	0	0	2,500
SNYDER, HAROLD E	8	416,952	0	0	416,952

Summary of Funded Awards by Primary & Co-Investigator(s)¹
FY 2006 (First Quarter Only)

PRINCIPAL INVESTIGATOR	- PRIMARY INVESTIGATOR -		- CO-INVESTIGATOR -		TOTAL
	COUNT	FUNDED AMT	COUNT	FUNDED AMT	FUNDED AMT
SOLOSKI, JOHN R	6	936,890	0	0	936,890
SPARKS JR, ALTON N	1	6,000	0	0	6,000
SPARKS, BEVERLY	5	49,764	0	0	49,764
SPRINGSTON, JEFFREY K	1	28,352	0	0	28,352
SPURGEON, EDWARD D	8	236,607	0	0	236,607
STAKES, MARY E	1	21,000	0	0	21,000
STALLKNECHT, DAVID E	2	82,479	1	47,250	129,729
STEPHENS, JAMES E	11	978,453	0	0	978,453
STEPHENS, LESTER D	2	13,475	0	0	13,475
STEUER, RALPH E	1	51,857	0	0	51,857
STEVENSON, KATHERINE L	1	4,000	0	0	4,000
STICE, STEVEN L	1	6,875	0	0	6,875
STONEMAN, ZOLINDA	4	531,312	0	0	531,312
STOOKSBURY, DAVID E	1	54,602	0	0	54,602
STUFKEN, JOHN	1	-5,944	0	0	-5,944
SU, DONG-MING	0	-167,060	0	0	-167,060
SUMMERS, ANNE O	3	310,750	0	0	310,750
SUN, MING-YI	1	448,700	0	0	448,700
SWAN, WILLIAM W	1	49,603	0	0	49,603
SWEENEY, JAMES MICHAEL	2	30,662	0	0	30,662
SZTAJN, PAOLA	1	86,079	0	0	86,079
TALARICO, SUSETTE M	1	750	0	0	750
TERNS, MICHAEL P	1	144,845	0	0	144,845
TERNS, REBECCA	0	0	1	96,563	96,563
THOMAS, KECIA M	0	0	1	9,508	9,508
THOMPSON, SIDNEY A	1	3,969	1	48,966	52,935
THREADGILL, ERNEST DALE	10	10,107	0	0	10,107
TILBURG, CHARLES EDWARD	1	39,001	0	0	39,001
TOBIN, COURTNEY R	0	0	1	123,625	123,625
TOLBERT, PAULA C	4	36,358	0	0	36,358
TOLEDO, ROMEO T	4	47,610	0	0	47,610
TOMA, J DOUGLAS	1	22,500	0	0	22,500
TOMPKINS, STEPHEN M	1	75,000	0	0	75,000
TRIESCHMANN, JAMES S	1	46,116	0	0	46,116
TYSON, ANTHONY WILLIE	1	0	0	0	0
VANDENPLAS, MICHEL LOUIS	1	5,686	1	46,000	51,686
VELLIDIS, GEORGE	1	108,763	1	93,813	202,575
VENCILL, WILLIAM K	2	47,000	0	0	47,000
VERBRUGGE, JAMES A	2	2,001	0	0	2,001
VERMA, BRAHM P	1	8,845	0	0	8,845
VILLEGAS, PEDRO N	1	3	0	0	3
WALCOTT, RONALD R	3	133,000	1	1,700	134,700
WALKER, RANDAL L	2	73,521	0	0	73,521
WALLACE, JAMES B	0	0	2	40,000	40,000
WALLINGA, CHARLOTTE R	0	0	0	-1	-1
WALSER, MARY LUE	1	10,400	0	0	10,400
WALTZ JR, FREDDIE CLINTON	1	5,167	0	0	5,167
WANG, BI-CHENG	7	3,355,466	0	0	3,355,466
WARD, CYNTHIA R	2	63,526	0	0	63,526

Summary of Funded Awards by Primary & Co-Investigator(s)¹
FY 2006 (First Quarter Only)

PRINCIPAL INVESTIGATOR	- PRIMARY INVESTIGATOR -		- CO-INVESTIGATOR -		TOTAL FUNDED AMT
	COUNT	FUNDED AMT	COUNT	FUNDED AMT	
WARREN, ROBERT JOE	0	0	1	21,673	21,673
WARRENFELTZ, SUSANNE	1	49,500	0	0	49,500
WEBSTER, A BRUCE	1	14,982	0	0	14,982
WELCH, ROY ALLEN	1	0	0	0	0
WELLS, ROBERT LANCE	1	65,000	0	0	65,000
WEST, JOE WILLIAMSON	2	44,260	0	0	44,260
WEST, LARRY T	1	9,999	0	0	9,999
WEST, LYNDON MICHAEL	2	205,000	0	0	205,000
WHITE, FREDDIE C	1	0	0	0	0
WHITE, SUSAN L	0	0	1	30,083	30,083
WHITMAN, WILLIAM B	1	110,000	0	0	110,000
WICKER, LOUISE	0	0	1	55,200	55,200
WICKLEIN, ROBERT C	1	48,966	0	0	48,966
WIEGEL, JUERGEN KW	1	10,000	0	0	10,000
WIGGINS, JOHN R	1	0	0	0	0
WILLIAMS-WOODWARD, JEAN	2	79,000	0	0	79,000
WILLIAMS, ANNE	2	30,947	0	0	30,947
WILLIAMS, DAVID SALTER	1	1,400	0	0	1,400
WILLIAMS, PHILLIP L	1	12,049	0	0	12,049
WILLIAMS, SCOTT T	1	913	0	0	913
WILLIAMSON, GAIL M	1	453,682	0	0	453,682
WILSON, MARK G	2	23,420	1	107,929	131,349
WINDAL, FLOYD W	1	42,942	0	0	42,942
WINN, RICHARD N	3	79,405	0	0	79,405
WINSTON-HOWELL, ROUSSALIND L	0	0	1	425,473	425,473
XU, YING	1	185,000	0	0	185,000
YABSLEY, MICHAEL JOHN	0	0	1	15,528	15,528
YE, ZHENG-HUA	1	110,000	0	0	110,000
YORK, WILLIAM S	0	0	1	195,510	195,510
ZHAO, SHAYING	1	130,000	0	0	130,000
ZIMDARS, RICHARD L	1	6,438	0	0	6,438
ZINKHAN, GEORGE M	3	247,867	0	0	247,867
ZOMLEFER, WENDY B	1	7	0	0	7
GRAND TOTAL	924	54,857,087	159	10,029,562	64,886,650

Summary of Funded Awards by Primary & Co-Investigator(s)¹
FY 2006 (First & Second Quarters)

PRINCIPAL INVESTIGATOR	- PRIMARY INVESTIGATOR -		- CO-INVESTIGATOR -		TOTAL
	COUNT	FUNDED AMT	COUNT	FUNDED AMT	FUNDED AMT
ADAMS, LAWRENCE ALLAN	4	35,000	0	0	35,000
ADAMS, MICHAEL W	1	250,000	0	0	250,000
ADAMS, THOMAS TUNSTALL	2	1,371,650	1	3,504	1,375,154
ADANG, MICHAEL J	6	202,530	0	0	202,530
AFFOLTER, JAMES M	1	15,000	0	0	15,000
AKOH, CASIMIR C	1	244,319	1	55,200	299,519
ALBER, MERRYL	2	68,852	0	0	68,852
ALBERTS, JAMES J	3	67,957	0	0	67,957
ALL, JOHN N	2	40,400	0	0	40,400
ALLEN JR, DOUGLAS	5	101,255	0	0	101,255
ALLEN, LEWIS R	4	-19,697	0	0	-19,697
ALLEN, SHEILA W	5	236,961	0	0	236,961
ALLINGER, NORMAN L	2	962	0	0	962
ALTIZER, SONIA M	2	232,886	0	0	232,886
ALTMAN, ELLIOT	0	-50,000	2	75,018	25,018
ALVERMANN, DONNA E	0	0	1	114,510	114,510
AMBARTSUMIAN, LEVON	1	15,000	0	0	15,000
AMES, GLENN C W	0	0	1	23,011	23,011
AMSTER, I JONATHAN	2	337,600	0	0	337,600
ANDERSON, WYATT W	13	76,577	0	0	76,577
ANDRAE, JOHN G	1	7,820	0	0	7,820
ANDRESS, ELIZABETH L	4	300,494	0	0	300,494
ARKIN, GERALD F	7	269,692	0	0	269,692
ARMITAGE, ALLAN M	4	25,950	0	0	25,950
ARMSTRONG, NORRIS A	1	49,643	0	0	49,643
ARNOLD, JONATHAN	0	0	2	319,376	319,376
ARPINAR, ISMAILCEM B	0	0	1	23,000	23,000
AZAIN, MICHAEL J	1	8,760	0	0	8,760
BABB, VALERIE	1	25,000	0	0	25,000
BAILE, CLIFTON A	2	74,155	0	0	74,155
BAILEY, DOUGLAS A	3	11,310	0	0	11,310
BALDWIN, CHARLES A	1	0	2	126,400	126,400
BALES, DIANE W	3	152,536	0	0	152,536
BAMBER, LINDA S	1	39,713	0	0	39,713
BANDALOS, DEBORAH L	0	0	1	450,000	450,000
BARRETT, GARY W	1	10,175	0	0	10,175
BARTLETT, MICHAEL GRIFFITH	0	0	4	44,543	44,543
BASON, JAMES JUDD	2	221,500	0	0	221,500
BATAL, AMY BETH	1	2,600	0	0	2,600
BATEMAN, FRED	1	13,665	0	0	13,665
BATZER, DAROLD P	0	0	1	25,000	25,000
BEACH, STEVEN R H	1	1,129,825	0	0	1,129,825
BEASLEY, JOHN P	4	35,360	0	0	35,360
BECK JR, ELWOOD M	1	0	0	0	0
BECK, MICHAEL BRUCE	3	276,293	0	0	276,293
BECK, MICHAEL D	1	239,751	0	0	239,751
BECKER, LEE B	1	29,386	0	0	29,386

¹The dollar amount listed here is equivalent to the percent credit identified by investigator(s) on the Proposal Transmittal Sheet.

Summary of Funded Awards by Primary & Co-Investigator(s)¹

FY 2006 (First & Second Quarters)

PRINCIPAL INVESTIGATOR	- PRIMARY INVESTIGATOR -		- CO-INVESTIGATOR -		TOTAL
	COUNT	FUNDED AMT	COUNT	FUNDED AMT	FUNDED AMT
BEDNARZ, CRAIG W	4	43,350	1	3,528	46,878
BELL, WARREN STEPHEN	1	15,000	0	0	15,000
BENNETZEN, JEFFREY LYNN	3	175,725	0	0	175,725
BENSON, P GEORGE	8	164,788	0	0	164,788
BERGSTROM, JOHN	3	46,192	0	0	46,192
BERISFORD, CHARLES W	2	101,000	0	0	101,000
BERLE, DAVID C	1	2,500	0	0	2,500
BERLIN, OVERTON BRENT	2	48,000	0	0	48,000
BERNARD, JOHN KYLE	2	24,500	1	4,940	29,440
BERTRAND, JOSEPH K	5	110,000	0	0	110,000
BERTSCH, GARY K	11	750,889	0	0	750,889
BERTSCH, PAUL M	12	1,163,488	0	0	1,163,488
BEST, MICHAEL	0	0	1	12,760	12,760
BETTINGER, PETER S	2	66,300	0	0	66,300
BEUCHAT, LARRY R	3	125,230	0	0	125,230
BISPLINGHOFF, BETTY SHOCKLEY	1	23,751	0	0	23,751
BITTNER, JANET S	1	536,318	0	0	536,318
BIXBY, REBECCA	0	0	1	12,410	12,410
BLACK, MARSHA C	1	8,767	0	0	8,767
BLOUNT, RONALD LYNN	1	25,682	0	0	25,682
BOERMA, HENRY ROGER	9	602,454	0	0	602,454
BOLING, ANNA DURHAM	2	80,010	0	0	80,010
BOON, RICHARD T	0	0	1	52,972	52,972
BOONS, GERARDUS JOSEPHUS	1	132,658	1	195,510	328,168
BORDNICK, PATRICK S	1	124,847	0	0	124,847
BOSTROM, ROBERT P	1	43,355	0	0	43,355
BOUTON, JOSEPH H	2	40,339	0	0	40,339
BOWER, DONALD W	3	1,426,118	0	0	1,426,118
BOWERS, JOHN EDWARD	0	0	1	69,821	69,821
BRACKETT, BENJAMIN G	2	2,697	0	0	2,697
BRAMAN, SUSAN KRISTINE	1	60,000	0	0	60,000
BRANNEN, PHILLIP M	1	3,500	1	3,600	7,100
BRENNEMAN, TIMOTHY B	3	50,000	0	0	50,000
BRICKMAN, MARGUERITE	0	0	1	49,643	49,643
BRIDGES, DAVID C	5	583,940	0	0	583,940
BRISBIN JR, I LEHR	1	2,425	0	0	2,425
BRODY, GENE H	5	1,486,927	2	226,500	1,713,427
BROOKS, PAUL J	3	160,785	0	0	160,785
BROSIUS, J PETER	1	8,000	0	0	8,000
BROWN JR, DONALD M	0	0	1	123,625	123,625
BROWN, CORRIE C	5	93,114	0	0	93,114
BROWN, MARK R	1	0	0	0	0
BROWN, SCOTT A	0	0	1	30,000	30,000
BROWN, STEVE L	1	3,000	0	0	3,000
BROWN, STEVEN M	3	74,500	0	0	74,500
BRUCKNER, JAMES V	2	42,461	0	0	42,461
BRUDNEY, JEFFREY L	2	26,045	0	0	26,045
BUCK, JAMES W	1	4,500	0	0	4,500
BUDSBERG, STEVEN C	1	198,929	0	0	198,929

Summary of Funded Awards by Primary & Co-Investigator(s)¹
FY 2006 (First & Second Quarters)

PRINCIPAL INVESTIGATOR	- PRIMARY INVESTIGATOR -		- CO-INVESTIGATOR -		TOTAL
	COUNT	FUNDED AMT	COUNT	FUNDED AMT	FUNDED AMT
BUNTIN, GEORGE DAVID	2	792	0	0	792
BURPEE, LEON LOUIS	4	50,600	0	0	50,600
BUSH, PARSHALL B	1	21,600	0	0	21,600
CABRERA, MIGUEL L	0	0	1	12,855	12,855
CAI, WEI-JUN	2	76,204	0	0	76,204
CALABRIA, ASHLEY	1	15,000	0	0	15,000
CALDAROLA, NANCY T	2	26,000	0	0	26,000
CAPOMACCHIA, ANTHONY C	1	2,000	0	0	2,000
CARLSON, RUSSELL W	1	60,338	0	0	60,338
CARMICHAEL, KAREN PAIGE	0	0	1	30,000	30,000
CARR, MARTHA M	2	330,551	0	0	330,551
CARREIRA, LIONEL A	1	91,000	0	0	91,000
CARROLL, CARL RONALD	5	169,850	0	0	169,850
CARROLL, JOHN P	4	110,146	1	700	110,846
CARROW, ROBERT N	1	49,300	0	0	49,300
CARSWELL, ANDREW THOMAS	1	31,965	0	0	31,965
CASSIDY, PATRICK DANIEL	1	15,000	1	3,000	18,000
CASSITY JR, PRATT W	2	126,000	0	0	126,000
CASTENELL, LOUIS A.	1	10,000	0	0	10,000
CASTENELL, LOUIS ANTHONY	5	52,149	0	0	52,149
CASTLEBERRY, STEVEN BRYAN	1	5,900	1	700	6,600
CERVERO, RONALD M	0	-13,779	0	0	-13,779
CHANG, CHUNG-JAN	1	1,000	0	0	1,000
CHAPMAN, SUE W	0	0	1	2,000	2,000
CHEN, JIANG	2	300	0	0	300
CHEN, JINRU	1	75,000	0	0	75,000
CHINNAN, MANJEET S	1	5,600	3	161,784	167,384
CHU, CHUNG K	4	123,102	0	0	123,102
CIESZEWSKI, CHRIS J	0	0	3	120,078	120,078
CLANCEY, KEVIN F	1	10,530	0	0	10,530
CLARK, RICHARD L	5	322,796	0	0	322,796
CLEMENS, BONNIE	1	27,594	0	0	27,594
COCHRAN, THOMAS E	1	69,999	0	0	69,999
CODER, KIM D	0	0	1	1,400	1,400
COFFIELD, JULIE A	1	314,640	0	0	314,640
COHEN, ALLAN S	1	61,452	1	368,750	430,202
COLANGELO, CARMON	1	0	0	0	0
COLEMAN, DAVID C	1	10,000	1	87,500	97,500
COLEMAN, THOMAS M	0	-1	2	151,855	151,854
COLLEY, DANIEL G	2	325,117	0	0	325,117
COLLINS, BEVERLY S	2	148,864	0	0	148,864
COMMEYRAS, MICHELLE	0	-14	1	117,980	117,966
CONDIE, BRIAN G	1	217,200	0	0	217,200
CONDIT, CELESTE MICHELE	1	26,693	1	114,405	141,098
CONROY, MICHAEL J	4	85,794	0	0	85,794
COOPER, DIANE L	7	9,317	0	0	9,317
COOPER, ROBERT J	1	5,000	0	0	5,000
CORDONNIER PRATT, MARIE MICHELI	0	0	1	5,686	5,686
CORN, JOSEPH L	4	259,673	0	0	259,673

Summary of Funded Awards by Primary & Co-Investigator(s)¹
FY 2006 (First & Second Quarters)

PRINCIPAL INVESTIGATOR	- PRIMARY INVESTIGATOR -		- CO-INVESTIGATOR -		TOTAL
	COUNT	FUNDED AMT	COUNT	FUNDED AMT	FUNDED AMT
COTTON, CAROL PHILLIPS	0	0	3	220,762	220,762
COURTENAY, BRADLEY C	2	132,500	0	0	132,500
COVERT, SARAH F	2	9,977	0	0	9,977
COVINGTON, MICHAEL A	0	-1,009,599	0	0	-1,009,599
COX III, JAMES F	3	9,133	0	0	9,133
COYLE, CYNTHIA G	2	500,001	0	0	500,001
CRAMER, STEPHEN E	3	1,563,965	0	0	1,563,965
CRESS, MARIE ELAINE	2	44,000	0	0	44,000
CROW, SUSAN R	2	13,750	1	227,500	241,250
CROWELL-DAVIS, SHARON L	0	-91	0	0	-91
CROWELL, WAYNE A	1	8,226	0	0	8,226
CROWLEY, JOHN	3	89,963	0	0	89,963
CSINOS, ALEXANDER S	2	45,500	1	6,976	52,476
CUDE, BRENDA J	1	0	0	0	0
CULBREATH, ALBERT K	4	19,600	1	1,500	21,100
CULPEPPER, ALFRED STANLEY	5	100,380	0	0	100,380
CUMMINGS, BRIAN S	1	50,000	0	0	50,000
CUNFER, BARRY M	2	529	0	0	529
CURETON, KIRK J	1	20,465	0	0	20,465
CZARNOTA, MARK ANDREW	6	65,060	0	0	65,060
DAILEY JR, HARRY A	3	321,584	0	0	321,584
DAILEY, SHIRLEY ILENE	1	16,741	0	0	16,741
DALLAS, CHAM E	1	115,000	0	0	115,000
DALTON, STEPHEN	1	100,000	0	0	100,000
DANIELS, JAMES A	1	26,000	0	0	26,000
DANIELS, RICHARD F	3	111,062	1	13,000	124,062
DARVILL, ALAN	7	1,021,124	0	0	1,021,124
DAS, KESHAV C	0	0	1	3,504	3,504
DAUGHERTY, PATRICIA W	1	4,002	0	0	4,002
DAVIDSON, WILLIAM R	0	0	1	-12,810	-12,810
DAWE, R KELLY	3	1,399,224	1	24,421	1,423,645
DAY, JAMES LADON	1	29,280	0	0	29,280
DE HASETH, JAMES A	1	34,000	0	0	34,000
DEAN, JEFFREY F D	2	172,923	0	0	172,923
DECHICCHIS, ALBERT R	1	37,301	0	0	37,301
DEJOY, DAVID M	3	176,034	1	107,929	283,963
DELAPLANE, KEITH S	1	68,000	0	0	68,000
DELLA, LINDSAY	0	0	1	55,200	55,200
DELLAFERA, MARYANNE	0	0	1	40,000	40,000
DEOM, CARL M	0	0	1	76,500	76,500
DERVARTANIAN, DANIEL V	1	1	0	0	1
DEVOS, KATRIEN MARTHA	5	114,647	0	0	114,647
DIAZ-PEREZ, JUAN C	1	6,000	0	0	6,000
DICKENS, ERNEST DAVID	4	24,000	0	0	24,000
DIPIRO, JOSEPH T	1	-7,372	0	0	-7,372
DIRR, MICHAEL A	4	17,951	0	0	17,951
DISHMAN, RODNEY K	1	215,857	0	0	215,857
DOCAMPO, ROBERTO	3	82,065	0	0	82,065
DONOVAN, DOUGLAS C	0	0	1	15,704	15,704

Summary of Funded Awards by Primary & Co-Investigator(s)¹
FY 2006 (First & Second Quarters)

PRINCIPAL INVESTIGATOR	- PRIMARY INVESTIGATOR -		- CO-INVESTIGATOR -		TOTAL
	COUNT	FUNDED AMT	COUNT	FUNDED AMT	FUNDED AMT
DORE, TIMOTHY	0	0	1	18,400	18,400
DORFMAN, JEFFREY H	1	19,500	1	31,331	50,831
DOUCE, G KEITH	2	15,000	0	0	15,000
DOUGAN, SCOTT T	1	60,000	0	0	60,000
DOVE, CHARLES ROBERT	0	0	1	8,760	8,760
DOYLE, MICHAEL PATRICK	9	257,955	1	44,500	302,455
DUCHARME, LORI	3	119,919	0	0	119,919
DUCKETT, SUSAN K	1	162,788	1	12,760	175,548
DUDLEY, GARY A	2	312,218	0	0	312,218
DUSANSKY, RICHARD	1	36,289	0	0	36,289
DUTCHER, JAMES D	3	14,000	0	0	14,000
DZIMIANSKI, MICHAEL T	0	0	2	63,149	63,149
EASON, MARCUS A	1	7,814	0	0	7,814
ECHOLS, STEPHEN LEE	0	0	1	693	693
EDWARDS, GAYLEN L	0	0	1	17,480	17,480
EHARDT, CAROLYN L	1	11,924	0	0	11,924
EILAND, WILLIAM U	18	470,376	0	0	470,376
EITEMAN, MARK ANDREW	2	77,292	1	3,504	80,796
EITENMILLER, RONALD R	1	79,962	0	0	79,962
ELLETT, ALBERTA	2	842,107	0	0	842,107
ELLINGTON, C RONALD	2	47,567	0	0	47,567
ELY, LANE O	1	1,000	0	0	1,000
ERGUL, ADVIYE	2	419,920	0	0	419,920
ERICKSON, MARILYN C	0	0	1	15,570	15,570
EVANS, DONALD L	0	0	1	150,000	150,000
FAGAN, SUSAN C	1	27,521	0	0	27,521
FAIRCHILD, BRIAN DAVID	2	8,750	1	9,988	18,738
FARMER, MARK A	1	525	0	0	525
FECHHEIMER, MARCUS	1	85,100	0	0	85,100
FECHO, ROBERT ANTHONY	0	0	1	9,508	9,508
FERGUSON, DUNCAN C	0	0	1	3,013	3,013
FERRARA, MICHAEL S	6	61,890	0	0	61,890
FINCHAM, JACK	1	12,357	0	0	12,357
FINCHER, CAMERON	1	0	0	0	0
FIRESTONE, EVAN R	3	55,503	0	0	55,503
FISCHER, JOAN G	0	0	6	58,597	58,597
FISCHER, JOHN R	1	42,896	5	38,765	81,661
FISHER, JEFFREY WILLIAM	2	96,998	0	0	96,998
FISK, AARON THOMAS	2	24,543	0	0	24,543
FLETCHER, DANIEL L	0	0	2	12,325	12,325
FLORKOWSKI, WOJCIECH J	2	50,540	0	0	50,540
FONSAH, ESENDUGUE GREG	2	2,000	0	0	2,000
FORE III, CECIL	1	52,972	0	0	52,972
FOREHAND, REX L	1	235,000	0	0	235,000
FORS, STUART W	3	24,529	0	0	24,529
FORSCHLER, BRIAN T	3	53,000	0	0	53,000
FOSTER, MARK R	1	21,450	0	0	21,450
FOUTZ, TIMOTHY LEE	2	750	0	0	750
FRANK, JOSEPH F	1	220,000	0	0	220,000

Summary of Funded Awards by Primary & Co-Investigator(s)¹
FY 2006 (First & Second Quarters)

PRINCIPAL INVESTIGATOR	- PRIMARY INVESTIGATOR -		- CO-INVESTIGATOR -		TOTAL
	COUNT	FUNDED AMT	COUNT	FUNDED AMT	FUNDED AMT
FRANKLIN, JAMES LEE	0	-1,498	0	0	-1,498
FREEMAN, BYRON J	4	36,805	1	14,450	51,255
FREEMAN, MARY	0	0	1	17,689	17,689
FREER, COBURN	1	65,500	0	0	65,500
FREIMUTH, VICKI S	2	447,811	0	0	447,811
FURUKAWA, RUTH H	0	0	1	85,100	85,100
GARBER, MELVIN P	4	345,234	0	0	345,234
GARCIA, MARICARMEN	2	74,357	0	0	74,357
GARDNER, WAYNE A	7	112,204	0	0	112,204
GARNER, JOSEPH C	2	28,599	0	0	28,599
GARRISON, ERVAN G	2	22,700	0	0	22,700
GASKIN, JULIA WEBB	1	19,282	0	0	19,282
GATEWOOD, ROBERT D	1	16,123	0	0	16,123
GATTIE, DAVID K	0	0	1	48,966	48,966
GELLER, DANIEL	0	0	1	0	0
GIANNASI, DAVID E	0	0	1	23,506	23,506
GIBBONS, J WHITFIELD	3	34,157	0	0	34,157
GILSON, WARREN D	0	0	1	9,373	9,373
GINGLE, ALAN R	0	0	1	39,147	39,147
GITAITIS, RONALD D	2	16,800	0	0	16,800
GLASER, BRIAN A	1	16,600	0	0	16,600
GLASS, ANNE P	0	0	1	136,666	136,666
GLENN, TRAVIS C	1	136,125	2	152,107	288,232
GLISSON, JOHN R	10	264,809	0	0	264,809
GOODIE, ADAM S	1	110,400	0	0	110,400
GOODRUM, JOHN W	0	0	0	-1,650	-1,650
GOWATY, PATRICIA ADAIR	1	30,400	0	0	30,400
GRAGSON, THEODORE L	3	244,000	0	0	244,000
GRAHAM, P TOBY	1	258,885	0	0	258,885
GRAHAM, RICHARD MARTIN	1	10,000	0	0	10,000
GRASSO, MAUREEN	3	352,424	0	0	352,424
GRAVES, WILLIAM M	1	5,280	0	0	5,280
GREEN, GARY TERENCE	3	22,160	0	0	22,160
GREENSPAN, PHILLIP	0	0	1	14,400	14,400
GREGORY, CHRISTOPHER	2	390	0	0	390
GREY, TIMOTHY LANE	1	13,750	0	0	13,750
GRIDER, ARTHUR	2	18,306	1	17,480	35,786
GRIFFIN, GLORY P	1	0	0	0	0
GROVER, RAJIV	1	37,363	0	0	37,363
GUILLEBEAU, LEE P	7	59,665	0	0	59,665
GUO, BAOZHU	0	0	1	9,000	9,000
GUSTAVSON, SANDRA G	7	593,567	0	0	593,567
GUY, TALMADGE C	0	0	1	9,508	9,508
HAHN, MICHAEL G	1	195,510	0	0	195,510
HALLY, DAVID J	0	0	1	1,690	1,690
HAMILTON, ROBERT D	1	26,250	0	0	26,250
HAMRICK III, JAMES L	2	737	0	0	737
HAMRITA, TAKOI K	1	90,071	0	0	90,071
HANNA, WAYNE W	3	83,026	0	0	83,026

Summary of Funded Awards by Primary & Co-Investigator(s)¹
FY 2006 (First & Second Quarters)

PRINCIPAL INVESTIGATOR	- PRIMARY INVESTIGATOR -		- CO-INVESTIGATOR -		TOTAL
	COUNT	FUNDED AMT	COUNT	FUNDED AMT	FUNDED AMT
HANNAFIN, MICHAEL	1	20,468	1	368,750	389,218
HANULA, GAIL M	1	11,075	0	0	11,075
HAPPEK, UWE	1	50,000	0	0	50,000
HARDIN, IAN R	1	0	0	0	0
HARNISH, DOROTHY	3	677,907	0	0	677,907
HARRIS, TINA M	0	0	1	38,135	38,135
HARRISON, JUDY A	1	18,000	1	148,816	166,816
HARRISON, KERRY A	0	0	1	31,322	31,322
HARRISON, MARK A	0	0	1	148,816	148,816
HARTEL, PETER G	1	104,076	0	0	104,076
HARTLE, DIANE K	2	62,650	0	0	62,650
HAUSMAN, DOROTHY	0	0	5	400,093	400,093
HAWKINS, GARY L	1	32,271	1	130,000	162,271
HENDRICK JR, RONALD L	1	2,894	0	0	2,894
HENDRIX, PAUL F	1	120,001	0	0	120,001
HENSLEY, S FRANCES	0	0	1	368,750	368,750
HERMANOWICZ, JOSEPH C	1	10,022	0	0	10,022
HERREN, RAY V	1	22,000	0	0	22,000
HICKEY, DANIEL T	0	-576	0	0	-576
HILL, JANETTE R	1	9,508	0	0	9,508
HILL, MARILYN	1	2,400	0	0	2,400
HILL, MARY LOUISE	1	175,000	0	0	175,000
HILL, NICHOLAS S	1	168	0	0	168
HILL, ROBERT J	0	0	1	2,500	2,500
HILL, ROGER BRIAN	0	0	1	48,966	48,966
HINES II, MURRAY E	0	0	1	6,066	6,066
HINKLE, NANCY C	1	1,000	0	0	1,000
HINTON, THOMAS G	1	32,093	0	0	32,093
HOENIG, MARGARETHE E	1	27,113	0	0	27,113
HOFACRE, CHARLES L	1	32,288	2	113,125	145,413
HOGAN, ROBERT JEFF	2	386,322	0	0	386,322
HOGUE, JOHN	1	43,005	0	0	43,005
HOHMANN, ANDREA G	2	10,936	0	0	10,936
HOLBROOK, C C	2	18,000	1	1,500	19,500
HOLLAND, THOMAS P	1	-253	0	0	-253
HOLLIBAUGH, JAMES T	1	15,000	0	0	15,000
HOLLOWAY, STEVEN R	1	10,236	1	49,372	59,608
HOLMES, JAMES R	0	0	1	23,684	23,684
HONDALUS, MARY K	1	89,506	0	0	89,506
HOOGENBOOM, GERRIT	3	107,640	0	0	107,640
HORNE, ARTHUR M	1	62,806	1	450,000	512,806
HORTON, DAN L	3	109,000	0	0	109,000
HORTON, GERALD T	2	10,634	0	0	10,634
HOWERTH, ELIZABETH W	0	0	2	51,310	51,310
HOYT, ROBERT E	2	5,517	0	0	5,517
HUA, GANG	2	450	0	0	450
HUANG, CHUNG-LIANG	1	20,000	0	0	20,000
HUANG, GHOZHONG	0	0	1	99,975	99,975
HUANG, YAO-WEN	1	3,750	0	0	3,750

Summary of Funded Awards by Primary & Co-Investigator(s)¹
FY 2006 (First & Second Quarters)

PRINCIPAL INVESTIGATOR	- PRIMARY INVESTIGATOR -		- CO-INVESTIGATOR -		TOTAL
	COUNT	FUNDED AMT	COUNT	FUNDED AMT	FUNDED AMT
HUBBARD, WILLIAM G	5	280,360	2	29,503	309,863
HUBBELL, STEPHEN P	2	141,213	0	0	141,213
HUDSON III, WILLIAM G	1	7,500	0	0	7,500
HUMPHREYS, JEFFREY MATTHEW	3	65,518	0	0	65,518
HUNG, YEN-CON	3	10,200	2	34,284	44,484
HURLEY, DAVID JOHN	3	55,507	1	66,910	122,417
HUSEMAN, RICHARD C	1	27,489	0	0	27,489
HUSSEY, RICHARD S	3	315,079	0	0	315,079
INSOCE, JOHN C	2	31,000	0	0	31,000
IRWIN, KRISTEN MARK	0	0	2	30,903	30,903
IZLAR, ROBERT LEE	1	143,411	0	0	143,411
JACKSON JR, THOMAS H	6	48,097	0	0	48,097
JACKSON, BEN D	4	10,500	0	0	10,500
JACKSON, C RHETT	0	0	1	5,032	5,032
JACKWOOD, MARK W	0	0	1	24,357	24,357
JASO-FRIEDMANN, LILIANA	1	150,000	0	0	150,000
JAWORSKI, ALAN J	1	10,530	0	0	10,530
JENKINS, TRACIE M	1	10,000	0	0	10,000
JENNINGS, CECIL A	4	222,128	2	17,500	239,628
JOHNSON, J AARON	1	5,443	3	108,536	113,979
JOHNSON, JERRY W	1	1,713	0	0	1,713
JOHNSON, MARY ANN	6	234,388	2	319,376	553,764
JONES, SCOTT A	3	127,576	1	23,684	151,260
JONES, TONIA	1	183,223	0	0	183,223
JORDAN, THOMAS ROBERT	0	0	2	72,158	72,158
JOST, PHILIP H	5	73,350	1	2,310	75,660
JOYE, SAMANTHA B	3	475,247	1	53,852	529,099
JULIAN, MARC W	1	1,519,886	0	0	1,519,886
JURAT FUENTES, JUAN LUIS	2	300	0	0	300
KANEMASU, EDWARD T	4	102,606	0	0	102,606
KAPLAN, RAY MATTHEW	0	0	1	84,448	84,448
KARLS, ANNA CECILIA	1	29,677	0	0	29,677
KARLS, RUSSELL KENNETH	0	0	1	23,848	23,848
KARNOK, KEITH J	1	12,588	0	0	12,588
KASTNER, JAMES R	1	24,528	2	75,018	99,546
KEEL, M KEVIN	0	0	1	37,823	37,823
KEMERAIT JR, ROBERT C	8	105,864	3	76,130	181,994
KENNEDY, GILES W	7	318,198	0	0	318,198
KERO, KATHY L	0	0	1	13,035	13,035
KERR, WILLIAM L	1	165,600	4	68,621	234,221
KHERSONSKY, JULIA A	3	188,335	0	0	188,335
KHRIPUNOV, IGOR	3	121,961	0	0	121,961
KINDER, JACQUELYN S	1	2,323	0	0	2,323
KING, CHRISTOPHER SIMON	0	0	1	195,510	195,510
KISAALITA, WILLIAM S	1	104,451	0	0	104,451
KLEIBER, PAMELA B	2	27,050	0	0	27,050
KLEVEN, STANLEY H	4	90,896	0	0	90,896
KLOEPPEL, BRIAN D	0	0	2	916,000	916,000
KNAPP, STEVEN J	5	570,845	0	0	570,845

Summary of Funded Awards by Primary & Co-Investigator(s)¹
FY 2006 (First & Second Quarters)

PRINCIPAL INVESTIGATOR	- PRIMARY INVESTIGATOR -		- CO-INVESTIGATOR -		TOTAL
	COUNT	FUNDED AMT	COUNT	FUNDED AMT	FUNDED AMT
KNAUFT, DAVID ALAN	2	223,715	0	0	223,715
KOCHERT, GARY D	1	0	0	0	0
KOCHUT, BEATA D	0	0	1	7,500	7,500
KOCHUT, KRZYSZTOF J	0	0	1	17,000	17,000
KRAMER, ELIZABETH A	3	115,213	1	19,500	134,713
KRAUSE, DUNCAN C	1	0	0	0	0
KRETZSCHMAR JR, WILLIAM A	1	9,879	0	0	9,879
KROPF, NANCY P	1	14,027	0	0	14,027
KRUNKOSKY, THOMAS M	4	23,202	0	0	23,202
KUHNERT, KARL W	5	78,907	0	0	78,907
KUSHNER, SIDNEY R	1	331,200	0	0	331,200
KVIEN, CRAIG K	4	105,313	2	91,988	197,300
LACY, MICHAEL P	2	13,038	0	0	13,038
LACY, RICHARD CURTIS	3	70,286	1	3,750	74,036
LAFAYETTE, PETER R	0	0	1	84,779	84,779
LAHAIE, BRIAN J	1	8,000	0	0	8,000
LANCE, CHARLES E	0	0	1	56,710	56,710
LANDAU, DAVID P	2	76,268	0	0	76,268
LANDRUM, THOMAS S	1	400	0	0	400
LANDRY JR, GILBERT W	1	169,306	0	0	169,306
LANGONE JR, JOHN	2	481,261	0	0	481,261
LANGONE, CHRISTINE A	1	70,568	0	0	70,568
LANGSTON JR, DAVID B	3	12,700	0	0	12,700
LANIER, LANNIE LOVETT	4	46,802	0	0	46,802
LANZILOTTA, WILLIAM N	1	55,000	0	0	55,000
LARISCY, RUTH ANN	1	1,000	0	0	1,000
LASTRAPES, WILLIAM D	3	5,303	0	0	5,303
LATIMER, KENNETH S	4	1,731	0	0	1,731
LAUDERDALE, JAMES D	1	50,000	0	0	50,000
LAUTH, THOMAS P	1	5,394	0	0	5,394
LAW, S EDWARD	3	54,492	0	0	54,492
LAWRENCE, THOMAS M	0	0	1	950	950
LECLERC, MONIQUE Y	2	271,068	0	0	271,068
LEDBETTER, JAMES G	3	590,085	0	0	590,085
LEE, DWIGHT R	1	23,812	0	0	23,812
LEE, MARGIE D	0	0	1	30,000	30,000
LEE, R DEWEY	1	60,000	0	0	60,000
LEIGH, DAVID S	1	17,000	0	0	17,000
LEIGH, THOMAS W	1	70,848	0	0	70,848
LEWIS III, A JEFFERSON	8	116,030	0	0	116,030
LIPP, ERIN K	1	12,515	0	0	12,515
LITTLE, SUSAN D	1	50,000	0	0	50,000
LITTLE, SUSAN E	0	-51,520	0	0	-51,520
LOCKHART, LETTIE L	1	1,575,377	0	0	1,575,377
LOGAN JR, HENRY H	64	41,309	0	0	41,309
LOVELL, C A KNOX	1	50,655	0	0	50,655
LOWE, DONALD ROBERT	4	33,147	0	0	33,147
LUSK, MARK W	1	5,968	0	0	5,968
LYNCH, RICHARD L	1	139,930	0	0	139,930

Summary of Funded Awards by Primary & Co-Investigator(s)¹
FY 2006 (First & Second Quarters)

PRINCIPAL INVESTIGATOR	- PRIMARY INVESTIGATOR -		- CO-INVESTIGATOR -		TOTAL
	COUNT	FUNDED AMT	COUNT	FUNDED AMT	FUNDED AMT
MACE JR, ARNETT C	20	776,971	0	0	776,971
MADDEN, MARGUERITE	4	118,738	1	15,981	134,718
MAGNANI, LORIS ALBERTO	1	45,202	0	0	45,202
MAHAFFEY, EDWARD A	3	-1,812	0	0	-1,812
MAIER, ROBERT J	1	0	0	0	0
MAJETICH, GEORGE F	1	130,000	0	0	130,000
MARABLE, AMANDA B	1	63,000	0	0	63,000
MARABLE, F GEORGE	2	98,799	0	0	98,799
MARABLE, NINA	1	0	0	0	0
MARKEWITZ, DANIEL	2	110,793	0	0	110,793
MARSH, JOAN E	19	386,946	0	0	386,946
MATTHEWS, D ERIC	5	194,403	0	0	194,403
MAURER, JOHN J	1	756,500	1	32,288	788,788
MAURICIO, RODNEY	1	41,031	0	0	41,031
MCARTHUR, J VAUN	1	12,236	0	0	12,236
MCCALL, JOHN W	2	393,217	0	0	393,217
MCCASKILL, BARBARA	0	0	1	251,271	251,271
MCDONALD, JOHN F	1	0	0	0	0
MCDUGALD, LARRY R	4	21,000	1	24,125	45,125
MCDOWELL, JENNIFER E	1	124,467	0	0	124,467
MCGRAW, ROYAL A	2	2,695	0	0	2,695
MCHUGH, JOSEPH V	2	21,039	0	0	21,039
MCKISSICK, JOHN C	0	0	1	7,981	7,981
MCNULTY, THOMAS L	0	0	1	49,372	49,372
MCPHERSON, ROBERT M	3	8,400	2	12,982	21,382
MCRAE, ERIC ANDREW	2	276,120	0	0	276,120
MCWATTERS, SUSAN K	0	0	1	9,947	9,947
MEAD, DANIEL G	1	189,000	2	56,751	245,751
MEAGHER, RICHARD B	1	150,000	0	0	150,000
MEENTEMEYER, VERNON	1	0	0	0	0
MEILE, CHRISTOF D	1	46,697	0	0	46,697
MERKA, WILLIAM C	0	0	2	12,325	12,325
MERKLE, SCOTT A	4	151,458	0	0	151,458
MEYERS, J MICHAEL	1	32,782	0	0	32,782
MIDDLEBROOKS, CAROLE	2	217,800	0	0	217,800
MILLER, DORIS MARIE	2	1	1	120,334	120,335
MILLER, JOHN A	0	0	1	10,000	10,000
MILLER, KARL V	3	64,500	0	0	64,500
MILLER, LLOYD STEPHEN	0	0	1	56,710	56,710
MILLER, PATRICIA	1	6,250	0	0	6,250
MILLER, WILLIAM LYNN	6	28,063	0	0	28,063
MILLER, WILLIAM P	1	17,681	0	0	17,681
MISZTAL, IGNACY	2	71,460	1	75,000	146,460
MITCHELL, ELAINE K	5	138,772	0	0	138,772
MITCHELL, NICOLE F	1	14,250	0	0	14,250
MOHNEN, DEBRA	1	51,835	0	0	51,835
MOMANY, CORY	0	0	1	4,750	4,750
MONAHAN, JENNIFER L	0	0	1	114,405	114,405
MOORE, J MICHAEL	1	12,000	0	0	12,000

Summary of Funded Awards by Primary & Co-Investigator(s)¹
FY 2006 (First & Second Quarters)

PRINCIPAL INVESTIGATOR	- PRIMARY INVESTIGATOR -		- CO-INVESTIGATOR -		TOTAL
	COUNT	FUNDED AMT	COUNT	FUNDED AMT	FUNDED AMT
MOORE, JAMES N	4	67,112	2	15,108	82,220
MOORE, JULIE A	0	0	1	23,751	23,751
MORAN, MARY A	2	99,125	0	0	99,125
MOREHEAD, JERE W	4	20,635	0	0	20,635
MOREMEN, KELLEY W	1	217,346	0	0	217,346
MORRIS, LAWRENCE A	2	15,709	0	0	15,709
MORRISON, DARREL	1	20,907	0	0	20,907
MOSHI, LIOBA	1	99,840	0	0	99,840
MOTE, THOMAS L	1	53,000	0	0	53,000
MRAZEK, JAN	1	73,000	0	0	73,000
MULLIS, REBECCA MCNEILL	1	30,000	0	0	30,000
MURPHY, TIMOTHY R	6	98,450	1	84,653	183,103
MURRAY, THOMAS F	1	40,792	0	0	40,792
MURRY, VELMA MCBRIDE	0	0	4	973,476	973,476
NACKERUD, LARRY G	2	1,267	0	0	1,267
NAEHER, LUKE PETER	3	7,720	0	0	7,720
NAIR, VASU	2	204,938	0	0	204,938
NAIRN III, CAMPBELL JOSEPH	1	5,600	1	62,923	68,523
NAZAREA, VIRGINIA D	0	0	1	22,425	22,425
NEAL, ANDREW L	1	113,680	2	238,334	352,014
NEIDLE, ELLEN LEE	1	264,593	0	0	264,593
NESBIT, RYAN A	2	1,678,381	0	0	1,678,381
NESMITH, D SCOTT	1	5,000	0	0	5,000
NESTOR, ROBERT I	3	2,569	0	0	2,569
NEUHARTH-PRITCHETT, STACEY	1	12,375	0	0	12,375
NEWCOMB, HORACE	1	131	0	0	131
NEWMAN, DAVID H	1	657	0	0	657
NEWTON, GEORGE LARRY	1	1	0	0	1
NIBBELINK, NATHAN PAUL	2	42,231	0	0	42,231
NICKERSON, STEPHEN C	2	9,375	0	0	9,375
NICKOLS, SHARON YVONNE	9	83,653	0	0	83,653
NIEMI JR, ALBERT W	5	120,633	0	0	120,633
NIST, SHERRIE	2	301,889	1	183,223	485,112
NOAKES, JOHN E	0	0	1	94,767	94,767
NOBLET, RAYMOND	5	34,600	1	31,500	66,100
NOE, JAMES P	1	9,000	0	0	9,000
NZENGUNG, VALENTINE ASONGU	1	13,000	0	0	13,000
OCONNOR, PATRICK J	1	339,653	0	0	339,653
OETTING, RONALD D	1	10,000	0	0	10,000
OIE, SVEIN	1	35,287	0	0	35,287
OLIVER, J STEVE	0	0	2	223,715	223,715
OLIVER, JENNY P	0	0	1	9,508	9,508
OLMAN, VICTOR	1	50,000	0	0	50,000
OLSEN, MARGARET M	0	0	1	28,580	28,580
OLSON, REBECCA M	1	0	1	129,368	129,368
ONEILL, MALCOLM	0	0	1	195,510	195,510
OREY III, MICHAEL A	1	92,666	0	0	92,666
ORPINAS, PAMELA K	1	450,000	1	61,546	511,546
ORR, PATSY M	10	4,119,066	0	0	4,119,066

Summary of Funded Awards by Primary & Co-Investigator(s)¹
FY 2006 (First & Second Quarters)

PRINCIPAL INVESTIGATOR	- PRIMARY INVESTIGATOR -		- CO-INVESTIGATOR -		TOTAL
	COUNT	FUNDED AMT	COUNT	FUNDED AMT	FUNDED AMT
ORRILL, CHANDRA H	1	162,434	0	0	162,434
ORTEGA, YNES ROSA	0	0	1	36,577	36,577
OZIAS-AKINS, PEGGY	1	33,150	1	1,500	34,650
PADILLA, MICHAEL J	5	3,493,501	0	0	3,493,501
PAISLEY, PAMELA O	1	2	0	0	2
PARK, HAN S	1	5,000	0	0	5,000
PARROTT, WAYNE ALLEN	1	254,336	4	801,783	1,056,118
PATEL, GORDHAN L	4	26	0	0	26
PATERSON, ANDREW H	7	666,210	2	55,929	722,139
PAYNE, KAREN A	1	1,200	0	0	1,200
PENCE, MELVIN E	1	48,531	0	0	48,531
PENCE, SHELLEY HOOKS	2	115,038	0	0	115,038
PERRI III, MATTHEW	2	15,000	0	0	15,000
PESTI, DENISE A	2	390	0	0	390
PETERSON JR, DOUGLAS L	2	52,500	0	0	52,500
PETERSON, JAMES T	2	83,600	1	1,624	85,224
PHELPS, ROSEMARY ELAINE	1	1,500	0	0	1,500
PHILLIPS, DANIEL V	5	31,082	0	0	31,082
PHILLIPS, ROBERT DIXON	2	52,343	1	76,500	128,843
PHILLIPS, ROBERT S	1	38,760	0	0	38,760
PIERCE, JAMES MICHAEL	4	1,366,820	0	0	1,366,820
POCKNEE, STUART	1	12,000	0	0	12,000
POON, LEONARD W	7	846,343	0	0	846,343
PORTER, JAMES W	1	39,000	1	8,343	47,343
PORTERFIELD, RICHARD L	1	393,267	0	0	393,267
POTTER, WILLIAM GRAY	13	117,814	0	0	117,814
POULSEN, ANNETTE B	1	80,370	0	0	80,370
POWELL, TIMOTHY B	0	0	1	251,271	251,271
PRATT, LEE H	0	0	1	5,686	5,686
PRESTEGARD, JAMES	6	319,686	0	0	319,686
PRINGLE, CATHERINE M	2	62,410	0	0	62,410
PRINGLE, TIMOTHY D	1	4,000	0	0	4,000
PROMISLOW, DANIEL E L	2	233,384	0	0	233,384
PROSTKO, ERIC P	2	6,000	0	0	6,000
PUCKETT, ELIZABETH ANN	2	1,500	0	0	1,500
PUETT, J DAVID	2	3,468	0	0	3,468
QUINLAN, SUSAN C	0	0	1	5,032	5,032
QUINN, FREDERICK DAVID	1	23,848	0	0	23,848
QUINN, WILLIAM H	0	0	2	451,579	451,579
QUIRK, CONSTANCE A	1	174,990	0	0	174,990
RANDLE, WILLIAM M	1	20,000	0	0	20,000
RASMUSSEN, TODD CHRISTIAN	1	33,649	0	0	33,649
RAWLS, RAYTHEON M	1	247,250	0	0	247,250
RAWSON JR, MAC V	7	165,628	0	0	165,628
RAYMER, PAUL L	1	3,833	1	84,653	88,486
RAZOR, JACK E	1	35,509	0	0	35,509
REBER, ADRIAN J	0	0	1	12,563	12,563
RECESSO, ARTHUR M	1	368,750	1	162,434	531,184
REEVES, DAVID E	2	387,944	0	0	387,944

Summary of Funded Awards by Primary & Co-Investigator(s)¹

FY 2006 (First & Second Quarters)

PRINCIPAL INVESTIGATOR	- PRIMARY INVESTIGATOR -		- CO-INVESTIGATOR -		TOTAL
	COUNT	FUNDED AMT	COUNT	FUNDED AMT	FUNDED AMT
REEVES, PATRICIA M	0	0	1	450,000	450,000
REEVES, THOMAS C	1	55,976	0	0	55,976
REID, LEONARD N	1	5,000	0	0	5,000
REKAYA, ROMDHANE	1	149,558	0	0	149,558
RESURRECCION, ANNA V A	0	0	1	127,500	127,500
RHOADES, ROBERT E	3	61,425	1	51,000	112,425
RICHMOND, FARLEY P	1	46,000	0	0	46,000
RILEY, DAVID G	3	39,951	0	0	39,951
RISSE, LAWRENCE MARK	2	77,500	0	0	77,500
RITCHIE, BRANSON W	3	90,792	0	0	90,792
ROBERTS, DAVID D	2	54,228	0	0	54,228
ROBERTS, PHILLIP M	0	0	2	8,316	8,316
ROBERTS, ROYCE E	1	0	0	0	0
ROBERTS, WILLIAM A	4	138,903	0	0	138,903
ROBERTSON, THOMAS PHILLIP	1	138,000	0	0	138,000
RODGERS, THOMAS F	1	5,000	0	0	5,000
ROHANI, PEJMAN	1	50,000	0	0	50,000
ROMAN, PAUL M	3	1,210,701	1	72,864	1,283,565
ROSEMOND, AMY DAUM	1	60,000	0	0	60,000
ROSENBAUM, GEROLD A	1	575	0	0	575
ROTHERMEL, BETSIE B	0	0	1	14,226	14,226
RUBERSON, JOHN R	4	27,300	0	0	27,300
RUBIN, DONALD L	1	24,000	1	76,270	100,270
RUSSELL, JOHN THOMAS	8	566,837	0	0	566,837
RUSSELL, SCOTT M	5	13,850	0	0	13,850
RYLES JR, ROGER C	1	175,000	0	0	175,000
RYMES, BETSY R	1	351,413	0	0	351,413
SALIKI, JEREMIAH T	1	31,250	0	0	31,250
SANDERSON, SHERRY	1	39,105	0	0	39,105
SARMIENTO, FAUSTO O	1	8,348	0	0	8,348
SATTERWHITE, DWIGHT	2	61,392	0	0	61,392
SAX, DOV	1	115,000	0	0	115,000
SCANLON, MICHAEL J	4	2,234,153	0	0	2,234,153
SCHAEFER III, HENRY F	1	114,816	0	0	114,816
SCHEMPP, PAUL G	4	10,590	0	0	10,590
SCHERM, HARALD W	1	8,400	1	3,500	11,900
SCHERZER, JAKOB	1	52,000	0	0	52,000
SCHIMLECK, LAURENCE ROBERT	1	52,000	0	0	52,000
SCHMIDT JR, WALTER K	2	155,200	0	0	155,200
SCHMIDT, EDITH S	2	2,300	0	0	2,300
SCHRAMSKI, HOLLEY W	2	229,691	0	0	229,691
SCHWANENFLUGEL, PAULA J	1	260,909	0	0	260,909
SCHWEITZER, SARA HANNAH	1	15,000	0	0	15,000
SCOTT, ROBERT A	3	288,563	0	0	288,563
SELIGMAN, JASON SCOTT	1	183,320	0	0	183,320
SELLERS, JACKIE	3	49,650	0	0	49,650
SHAMP, SCOTT A	1	40,000	0	0	40,000
SHARITZ, REBECCA R	2	74,491	0	0	74,491
SHAW, JUDITH D	3	40,500	0	0	40,500

Summary of Funded Awards by Primary & Co-Investigator(s)¹

FY 2006 (First & Second Quarters)

PRINCIPAL INVESTIGATOR	- PRIMARY INVESTIGATOR -		- CO-INVESTIGATOR -		TOTAL
	COUNT	FUNDED AMT	COUNT	FUNDED AMT	FUNDED AMT
SHEPHERD, JOHN GREENE	1	40,000	0	0	40,000
SHERWOOD, JOHN L	2	0	1	11,250	11,250
SHETH, AMIT P	2	82,000	0	0	82,000
SHETTERLEY, KAREN R	3	298,793	0	0	298,793
SHILLING, DONN G	3	312,938	0	0	312,938
SHIVER, BARRY D	3	112,675	0	0	112,675
SHOREIBAH, MOHAMED G	1	1	0	0	1
SHURLEY JR, WILLIAM D	0	-2,150	0	0	-2,150
SIELKE, CATHERINE C	0	0	1	190,468	190,468
SIMONS, LESLIE GORDON	0	0	1	98,744	98,744
SIMONS, RONALD L	2	354,257	0	0	354,257
SINGH, RAKESH K	0	0	3	2,528	2,528
SINHA, ANUJ K	3	47,321	0	0	47,321
SIRY, JACEK PIOTR	1	74,990	0	0	74,990
SMALLEY, TIMOTHY J	1	5,000	0	0	5,000
SMITH, ANITA PAYNE	4	3,485	1	129,368	132,853
SMITH, ARCH D	3	304,215	1	7,000	311,215
SMITH, E DANIEL	1	103,552	0	0	103,552
SMITH, JAMES C	1	869	0	0	869
SMITH, JOHN	0	0	1	31,322	31,322
SMITH, MARY ALICE	1	2,500	0	0	2,500
SMITH, NATHANIEL B	0	0	1	3,060	3,060
SMITH, SHAVANNOR MICHELLE	1	109,960	0	0	109,960
SNYDER, HAROLD E	10	414,968	0	0	414,968
SOLOSKI, JOHN R	8	939,370	0	0	939,370
SPARKS JR, ALTON N	3	20,000	0	0	20,000
SPARKS, BEVERLY	7	109,889	0	0	109,889
SPEARS, V GAYLE	1	48,750	0	0	48,750
SPRINGSTON, JEFFREY K	1	28,352	0	0	28,352
SPURGEON, EDWARD D	8	236,607	0	0	236,607
STAFFORD, GEORGE E	1	0	0	0	0
STAKES, MARY E	1	21,000	0	0	21,000
STALLKNECHT, DAVID E	2	82,479	3	45,681	128,160
STAMMER, CHARLES H	1	17,037	0	0	17,037
STEPHENS, JAMES	1	1,476	0	0	1,476
STEPHENS, JAMES E	15	1,006,056	0	0	1,006,056
STEPHENS, LESTER D	2	13,475	0	0	13,475
STEUER, RALPH E	1	51,857	0	0	51,857
STEVENSON, KATHERINE L	2	14,000	0	0	14,000
STICE, STEVEN L	3	175,472	0	0	175,472
STOKES, GARNETT S	1	3,500	0	0	3,500
STONEMAN, ZOLINDA	9	1,613,512	0	0	1,613,512
STOOKSBURY, DAVID E	1	54,602	2	40,000	94,602
STRAND, MICHAEL R	1	372,200	0	0	372,200
STRIEPEN, BORIS	2	555,571	0	0	555,571
STUFKEN, JOHN	2	1,207	0	0	1,207
SU, DONG-MING	0	-167,060	0	0	-167,060
SUMMERS, ANNE O	3	310,750	0	0	310,750
SUN, MING-YI	1	448,700	0	0	448,700

Summary of Funded Awards by Primary & Co-Investigator(s)¹
FY 2006 (First & Second Quarters)

PRINCIPAL INVESTIGATOR	- PRIMARY INVESTIGATOR -		- CO-INVESTIGATOR -		TOTAL
	COUNT	FUNDED AMT	COUNT	FUNDED AMT	FUNDED AMT
SUPAKORNDEJ, PRASIT	0	0	1	20,925	20,925
SWAN, WILLIAM W	1	49,603	0	0	49,603
SWEANEY, ANNE L	1	31,331	0	0	31,331
SWEENEY, JAMES MICHAEL	2	30,662	0	0	30,662
SZTAJN, PAOLA	1	86,079	0	0	86,079
TALARICO, SUSETTE M	2	1,410	0	0	1,410
TERNS, MICHAEL P	1	144,845	0	0	144,845
TERNS, REBECCA	0	0	1	96,563	96,563
TERRY JR, ALVIN V	1	175,173	0	0	175,173
THOMAS, KECIA M	0	0	1	9,508	9,508
THOMPSON, KATHERINE F	0	0	1	11,000	11,000
THOMPSON, SIDNEY A	1	3,969	1	48,966	52,935
THREADGILL, ERNEST DALE	12	24,348	0	0	24,348
TILBURG, CHARLES EDWARD	1	39,001	0	0	39,001
TINSLEY, KAREN LEE	1	75,000	0	0	75,000
TOBIN, COURTNEY R	0	0	1	123,625	123,625
TODD, JAMES W	0	0	1	25,500	25,500
TOLBERT, PAULA C	6	277,658	0	0	277,658
TOLEDO, ROMEO T	4	47,610	0	0	47,610
TOMA, J DOUGLAS	2	31,500	0	0	31,500
TOMPKINS, STEPHEN M	1	75,000	0	0	75,000
TOMPOROWSKI, PHILLIP D	1	7,000	0	0	7,000
TRIESCHMANN, JAMES S	1	46,116	0	0	46,116
TYSON, ANTHONY WILLIE	1	0	0	0	0
URBAUER, JEFFREY L	1	18,810	1	18,810	37,620
VALENTINE, THOMAS	1	322,381	0	0	322,381
VAN IERSEL, MARC W	1	2,750	0	0	2,750
VANDENPLAS, MICHEL LOUIS	1	5,686	1	46,000	51,686
VELLIDIS, GEORGE	4	481,783	1	93,813	575,595
VENCILL, WILLIAM K	2	47,000	0	0	47,000
VERBRUGGE, JAMES A	2	2,001	0	0	2,001
VERMA, BRAHM P	1	8,845	0	0	8,845
VILLEGAS, PEDRO N	2	2,605	0	0	2,605
WADE, GARY L	1	1,500	0	0	1,500
WALCOTT, RONALD R	3	133,000	1	1,700	134,700
WALKER, RANDAL L	5	112,756	0	0	112,756
WALLACE, JAMES B	0	0	2	40,000	40,000
WALLINGA, CHARLOTTE R	2	97,595	2	151,854	249,449
WALSER, MARY LUE	2	29,900	0	0	29,900
WALTZ JR, FREDDIE CLINTON	4	37,167	0	0	37,167
WANG, BI-CHENG	7	3,355,466	1	4,436	3,359,902
WARD, CYNTHIA R	2	63,526	0	0	63,526
WARES, JOHN P	1	8,280	0	0	8,280
WARREN, ROBERT JOE	0	0	1	21,673	21,673
WARRENFELTZ, SUSANNE	1	49,500	0	0	49,500
WEBSTER, A BRUCE	1	14,982	0	0	14,982
WELCH, ROY ALLEN	1	0	0	0	0
WELLS, PHYLLIS C	1	3,998	0	0	3,998
WELLS, ROBERT LANCE	2	115,000	0	0	115,000

Summary of Funded Awards by Primary & Co-Investigator(s)¹
FY 2006 (First & Second Quarters)

PRINCIPAL INVESTIGATOR	- PRIMARY INVESTIGATOR -		- CO-INVESTIGATOR -		TOTAL
	COUNT	FUNDED AMT	COUNT	FUNDED AMT	FUNDED AMT
WEST, JOE WILLIAMSON	3	52,260	1	3,750	56,010
WEST, LARRY T	1	9,999	0	0	9,999
WEST, LYNDON MICHAEL	2	205,000	0	0	205,000
WETZSTEIN, HAZEL Y	2	23,650	0	0	23,650
WHITE, CATHERINE A	0	0	2	10,615	10,615
WHITE, FREDDIE C	1	0	0	0	0
WHITE, SUSAN L	0	0	1	30,083	30,083
WHITMAN, WILLIAM B	2	285,000	1	62,341	347,341
WICKER, LOUISE	1	800	1	55,200	56,000
WICKLEIN, ROBERT C	1	48,966	0	0	48,966
WIEGEL, JUERGEN KW	2	23,200	0	0	23,200
WIGGINS, JOHN R	1	0	0	0	0
WILL JR, RODNEY EDWARD	0	-11,894	0	0	-11,894
WILLIAMS-WOODWARD, JEAN	3	82,000	0	0	82,000
WILLIAMS, ANNE	2	30,947	0	0	30,947
WILLIAMS, DAVID SALTER	1	1,400	0	0	1,400
WILLIAMS, JOHN MARK	3	60,210	0	0	60,210
WILLIAMS, JONATHAN H	1	1,989,000	0	0	1,989,000
WILLIAMS, MARK A	0	0	1	87,500	87,500
WILLIAMS, PHILLIP L	1	12,049	0	0	12,049
WILLIAMS, SCOTT T	1	913	0	0	913
WILLIAMSON, GAIL M	1	453,682	0	0	453,682
WILSON JR, DAVID MERL	0	0	1	51,000	51,000
WILSON, MARK G	2	23,420	3	265,563	288,983
WIMBERLY, MICHAEL C	0	-52,055	1	17,100	-34,955
WINDAL, FLOYD W	1	42,942	0	0	42,942
WINN, RICHARD N	3	79,405	0	0	79,405
WINSTON-HOWELL, ROUSSALIND L	0	0	1	425,473	425,473
WOLFE, KENT LEE	0	0	1	12,760	12,760
WORLEY, JOHN W	1	70,000	0	0	70,000
XU, YING	2	285,000	0	0	285,000
YABSLEY, MICHAEL JOHN	0	0	1	19,328	19,328
YE, ZHENG-HUA	1	110,000	0	0	110,000
YORK, WILLIAM S	0	0	1	195,510	195,510
YOUNGQUIST, JAMES LYSLE	1	42,000	0	0	42,000
ZABORSKY, VICTOR L	1	28,800	0	0	28,800
ZHANG, CHUANLUM	1	94,767	0	0	94,767
ZHAO, SHAYING	1	130,000	0	0	130,000
ZHAO, YIPING	2	370,917	0	0	370,917
ZIMDARS, RICHARD L	1	6,438	0	0	6,438
ZINKHAN, GEORGE M	3	247,867	0	0	247,867
ZOMLEFER, WENDY B	2	23,513	0	0	23,513
	1529	95,160,610	297	18,653,479	113,814,090
GRAND TOTAL	1,529	95,160,610	297	18,653,479	113,814,090

Summary of Funded Amounts by Major College & Department and Sponsor Type
FY2006 (First Quarter Only)

DEPARTMENT	FEDERAL	INDUSTRY	INTERNAT'L	PRIVATE-FDN	LOCAL GOVT	OTHER PRIVATE	STATE	TOTAL AWARDS
COLL OF AGRIC & ENV SCI - AES								
AG & APPLIED ECON RSCH COLLEGE	107,700	0	0	0	0	0	7,000	114,700
ANIMAL SCIENCE RSCH COASTAL	0	0	0	0	0	25,590	0	25,590
ANIMAL SCIENCE RSCH COLLEGE	164,942	150,000	10,000	0	0	58,000	0	382,942
ASSIST DEAN'S OFF - GEORGIA	23,727	0	0	0	0	35,000	35,000	93,727
BIOLOGICAL AG ENG RSCH COASTAL	40,000	0	0	0	0	0	6,000	46,000
BIOLOGICAL AG ENG RSCH COLLEGE	128,538	200,000	0	0	0	54,963	0	383,501
BIOLOGICAL AG ENG RSCH GEORGIA	248,552	24,720	0	0	0	630,289	0	903,561
CENTER FOR FOOD SAFETY-GEORGIA	600,000	138,096	0	0	0	262,794	0	1,000,890
CROP & SOIL SCIENCES COASTAL	842,202	0	0	30,000	0	29,300	41,000	942,502
CROP & SOIL SCIENCES COLLEGE	74,634	0	0	0	0	193,996	12,500	281,130
CROP & SOIL SCIENCES GEORGIA	240,000	0	0	0	0	115,538	14,000	369,538
CTR APPLIED GEN TECH - COLLEGE	227,714	0	0	46,999	0	73,169	0	347,882
ENTOMOLOGY RESEARCH COASTAL	0	0	0	0	0	55,402	3,500	58,902
ENTOMOLOGY RESEARCH COLLEGE	424,369	0	0	0	0	-16,335	12,000	420,034
ENTOMOLOGY RESEARCH GEORGIA	0	0	0	0	0	52,001	0	52,001
ENVIRONM HEALTH SCI COLLEGE	58,829	0	0	2,000	0	68,244	50,000	179,073
FOOD SCI & TECHNOLOGY COLLEGE	0	0	150,000	0	0	1,938	0	151,938
FOOD SCI & TECHNOLOGY-GEORGIA	448,367	16,652	0	0	0	47,284	0	512,303
GENERAL EXPENSE COASTAL	1,739,910	0	0	0	0	0	6,000	1,745,910
HORTICULTURE RESEARCH COASTAL	0	0	0	0	0	0	8,000	8,000
HORTICULTURE RESEARCH COLLEGE	0	0	0	0	0	38,026	0	38,026
HORTICULTURE RESEARCH GEORGIA	0	0	0	0	0	2,000	0	2,000
MOUNTAIN RSCH & ED CTR GEORGIA	0	0	0	0	0	31,002	0	31,002
OFF OF GLOBAL PROGRAMS - RSCH	2,500,000	0	0	0	0	0	0	2,500,000
PLANT PATHOLOGY RESEARCH	1,082,122	0	0	0	0	364,622	7,000	1,453,744
PLANT PATHOLOGY RESRCH GEORGIA	40,000	0	0	0	0	82,703	0	122,703
PLANT PATHOLOGY RSCH COASTAL	0	0	0	0	0	33,639	20,000	53,639
POULTRY SCIENCE RSCH COLLEGE	2,906	0	0	0	0	24,650	0	27,556
SOUTHWEST RSCH&ED CTR COASTAL	0	0	0	0	0	0	7,500	7,500
TIFTON - INSTRUCTION	45,511	0	0	0	0	0	0	45,511
	9,040,023	529,468	160,000	78,999	0	2,263,815	229,500	12,301,805
COLL OF AGRIC & ENV SCI - GEN								
BIOLOGICAL AGRICUL ENGINEERING	0	0	0	0	0	2,961	0	2,961
CROP & SOIL SCIENCES	0	0	0	0	0	333	0	333
ENTOMOLOGY	0	0	0	0	0	9,500	0	9,500
ENVIRONMENTAL HEALTH SCI	0	0	0	0	0	14,038	0	14,038
EXTENSION FAMILY & CONSUMER SC	400,000	0	0	0	30,000	17,000	1,404,300	1,851,300
FOOD SCIENCE & TECHNOLOGY	0	0	0	0	0	4,744	0	4,744
OFF OF GLOBAL PROGRAMS - INST	106,189	0	0	0	0	0	0	106,189
	506,189	0	0	0	30,000	48,576	1,404,300	1,989,065

Summary of Funded Amounts by Major College & Department and Sponsor Type
FY2006 (First Quarter Only)

DEPARTMENT	FEDERAL	INDUSTRY	INTERNAT'L	PRIVATE-FDN	LOCAL GOVT	OTHER PRIVATE	STATE	TOTAL AWARDS
COLL OF JOURNALISM & MASS COMM								
COLL OF JOURNALISM & MASS COMM	0	0	0	75,452	0	337,521	0	412,973
NEW MEDIA INSTITUTE	0	80,000	0	0	0	0	0	80,000
	0	80,000	0	75,452	0	337,521	0	492,973
COLLEGE OF ARTS & SCIENCES								
ANTHROPOLOGY	23,490	0	0	0	0	18,167	0	41,657
ART	0	0	0	0	0	62,740	0	62,740
ARTS & SC-SPECIAL PROGRAMS	312,919	0	0	0	0	0	0	312,919
ARTS & SCIENCES - DEAN'S OFFICE	0	0	0	54,000	0	1,510	0	55,510
BIOCHEMISTRY & MOLECULAR BIOL	6,349,134	20,010	0	0	0	-229,157	0	6,139,987
CELLULAR BIOLOGY	390,057	0	0	0	0	0	0	390,057
CHEMISTRY	426,161	92,500	5,000	0	0	60,106	0	583,767
COMPUTER SCIENCE	214,152	0	0	0	0	0	0	214,152
CTR FOR COMP QUANTUM CHEMISTRY	114,816	0	0	0	0	80,000	0	194,816
CTR FOR REMOTE SENSE & MAP SCI	183,000	0	0	0	0	0	5,000	188,000
DANCE	0	0	0	0	0	1,863	0	1,863
ENGLISH	0	0	0	0	0	164,222	0	164,222
GENETICS	1,495,234	0	0	220,251	0	170,012	0	1,885,497
GEOGRAPHY	175,719	0	0	0	0	0	0	175,719
HISTORY	0	0	0	0	0	73,572	0	73,572
MATHEMATICS	769,665	0	0	0	0	0	0	769,665
MICROBIOLOGY	520,796	0	0	0	0	0	0	520,796
MUSEUM OF NATURAL HISTORY	0	0	0	0	0	30,500	0	30,500
MUSIC	0	0	0	0	0	27,324	0	27,324
PHYSICS AND ASTRONOMY	313,526	40,000	0	0	0	25,500	0	379,026
PLANT BIOLOGY	2,430,200	22,470	3,000	0	0	26,869	0	2,482,539
PSYCHOLOGY	122,414	0	0	15,000	0	10,000	0	147,414
SCHOOL OF MARINE PROGRAMS	790,581	0	0	0	0	90,148	0	880,729
SPEECH COMMUNICATION	0	0	0	0	0	33,708	0	33,708
STATISTICS	21,040	0	0	0	0	0	0	21,040
	14,652,904	174,980	8,000	289,251	0	647,084	5,000	15,777,219
COLLEGE OF EDUCATION								
COMM SCI & SPECIAL ED	682,194	0	0	20,000	36,266	85,139	0	823,599
EDUCATION - DEAN'S OFFICE	2,336,724	0	0	0	0	370,325	1,278,000	3,985,049
KINESIOLOGY	397,511	10,500	0	0	-10,000	124,730	229,900	752,641
LANGUAGE & LITERACY ED	145,871	0	0	318,775	0	51,615	1,285	517,546
WKFORCE LEADERSHIP & SOC FND	0	0	0	0	0	0	472,760	472,760
	3,562,300	10,500	0	338,775	26,266	631,809	1,981,945	6,551,595

Summary of Funded Amounts by Major College & Department and Sponsor Type
FY2006 (First Quarter Only)

DEPARTMENT	FEDERAL	INDUSTRY	INTERNAT'L	PRIVATE-FDN	LOCAL GOVT	OTHER PRIVATE	STATE	TOTAL AWARDS
COLLEGE OF ENVIRONMENT & DESIGN								
COLLEGE ENVIRONMENT & DESIGN	0	0	0	0	0	16,960	0	16,960
INSTITUTE OF ECOLOGY	507,032	0	0	0	0	108,958	0	615,990
SCHOOL OF ENVIRONMENTAL DESIGN	374,912	0	0	0	0	38,103	0	413,015
	881,944	0	0	0	0	164,021	0	1,045,965
COLLEGE OF FAMILY & CONSUM SCI								
CHILD & FAMILY DEVELOPMENT	130,860	0	0	0	0	130,323	589,748	850,931
COLLEGE OF FAMILY & CONSUM SCI	0	0	0	0	0	15,296	0	15,296
FOOD & NUTRITION	0	1,961	0	57,000	0	-48,120	97,037	107,878
HOUSING & CONSUMER ECONOMICS	0	0	0	0	0	6,284	91,659	97,943
INST ON HUMAN DEV & DISABILITY	0	0	0	0	0	36	174,857	174,893
TEXTILES-MERCHANDISE-INTERIORS	45,800	60,000	0	0	0	0	0	105,800
	176,660	61,961	0	57,000	0	103,819	953,301	1,352,741
COLLEGE OF PHARMACY								
CLINICAL AND ADMIN PHARMACY	0	0	1,000	6,000	0	-3,617	0	3,383
COLLEGE OF PHARMACY	0	0	5,000	0	0	167,630	0	172,630
PHARMACEUTICAL & BIOMED SCIENC	352,760	124,000	0	0	0	260,383	60,000	797,143
	352,760	124,000	6,000	6,000	0	424,396	60,000	973,156
COLLEGE OF VETERINARY MEDICINE								
ANATOMY AND RADIOLOGY	0	0	0	0	0	44,950	0	44,950
ATHENS DIAGNOSTIC LAB	96,000	0	0	0	0	0	0	96,000
INFECTIOUS DISEASES	0	0	0	0	0	17,577	0	17,577
LARGE ANIMAL MEDICINE	0	0	0	0	0	25,814	392,005	417,819
PATHOLOGY	101,183	0	0	0	0	929	198,000	300,112
PHYSIOLOGY AND PHARMACOLOGY	533,600	0	0	0	0	140,446	0	674,046
POPULATION HEALTH	10,000	0	0	0	0	35,916	0	45,916
SMALL ANIMAL MEDICINE	0	9,512	0	110,055	0	21,083	0	140,650
TIFTON DIAGNOSTIC LAB	50,085	0	0	0	0	0	0	50,085
VETERINARY MEDICINE-DEAN'S OFF	308,529	0	0	0	0	615,815	0	924,344
WILDLIFE DISEASE STUDY	200,000	0	0	0	0	184,992	0	384,992
	1,299,397	9,512	0	110,055	0	1,087,522	590,005	3,096,491
COOPERATIVE EXTENSION SERVICE								
ANIMAL SCIENCE - CES	0	0	0	0	0	750	0	750
ASSISTANT DEAN/GRIFFIN CAMPUS	11,574	0	0	0	0	0	0	11,574
ASSOC DEAN FOR EXTENSION	304,703	0	0	0	0	113,440	0	418,143
BIOLOGICAL AG ENG-CES	0	0	0	0	0	25,965	25,080	51,045
CAES BUSINESS OFFICE-CES	0	0	0	0	0	0	20,000	20,000
CONTINUING EDUCATION - CES	0	0	0	0	17,500	0	0	17,500

Summary of Funded Amounts by Major College & Department and Sponsor Type
FY2006 (First Quarter Only)

DEPARTMENT	FEDERAL	INDUSTRY	INTERNAT'L	PRIVATE-FDN	LOCAL GOVT	OTHER PRIVATE	STATE	TOTAL AWARDS
CROP AND SOIL SCIENCES-CES	0	32,170	0	0	0	67,700	72,500	172,370
ENTOMOLOGY-CES	20,000	11,075	0	0	0	21,812	0	52,887
HORTICULTURE-CES	0	0	0	0	0	4,600	0	4,600
NORTHEAST DISTRICT - CES	0	0	0	0	41,068	0	0	41,068
NORTHWEST DISTRICT - CES	0	0	0	0	273,409	0	0	273,409
OFFICE OF INFORM TECHNOLOGY	5,950	0	0	0	0	0	0	5,950
PLANT PATHOLOGY-CES	0	0	0	0	0	11,500	7,000	18,500
POULTRY SCIENCE-CES	0	0	0	0	0	30,000	0	30,000
SOUTHEAST DISTRICT - CES	0	0	0	0	169,551	0	0	169,551
SOUTHWEST DISTRICT - CES	0	0	0	0	109,104	0	0	109,104
	342,227	43,245	0	0	610,632	275,767	124,580	1,396,451
SCH OF PUBLIC & INTL AFFAIRS								
CNTR FOR INTERNTL TRADE & SEC	334,444	391,214	313,592	0	0	200,000	0	1,239,250
INTERNATIONAL AFFAIRS - SPIA	0	0	0	0	0	95,714	0	95,714
POLITICAL SCIENCE	71,453	0	0	0	0	0	0	71,453
PUBLIC ADMIN & POLICY	24,000	0	0	0	0	0	0	24,000
SCH PUBLIC & INTRNTL AFFAIRS	0	0	0	0	0	816	0	816
	429,897	391,214	313,592	0	0	296,530	0	1,431,233
SCHOOL OF FOREST RESOURCES								
FORESTRY RESEARCH	85,500	0	2,700	0	0	0	18,000	106,200
FORESTRY RESEARCH COLLEGE	0	0	0	0	0	560,417	0	560,417
SCHOOL OF FOREST RESOURCES	268,921	114,615	0	0	0	350,517	140,600	874,653
	354,421	114,615	2,700	0	0	910,934	158,600	1,541,270
SCHOOL OF LAW								
LAW SCHOOL LIBRARY	0	0	0	0	0	-558	0	-558
SCHOOL OF LAW	0	0	0	0	609,820	471,395	498,119	1,579,334
	0	0	0	0	609,820	470,837	498,119	1,578,776
SCHOOL OF SOCIAL WORK								
SCHOOL OF SOCIAL WORK	0	42,849	0	0	0	18,640	1,883,127	1,944,616
	0	42,849	0	0	0	18,640	1,883,127	1,944,616
SR VP ACADEMIC AFFAIRS UNITS								
ENGINEERING	0	0	0	0	0	61,788	0	61,788
GEORGIA MUSEUM OF ART	0	0	0	0	0	232,252	5,200	237,452
GRADUATE SCHOOL	0	0	0	0	0	30,000	0	30,000
HONORS PROGRAM	0	0	0	0	0	17,935	0	17,935
LIBRARIES-BOOKS	0	0	0	1	0	51,953	0	51,954
LIBRARIES-GENERAL OPERATIONS	0	0	0	13,729	0	0	0	13,729

Summary of Funded Amounts by Major College & Department and Sponsor Type
FY2006 (First Quarter Only)

DEPARTMENT	FEDERAL	INDUSTRY	INTERNAT'L	PRIVATE-FDN	LOCAL GOVT	OTHER PRIVATE	STATE	TOTAL AWARDS
OFFICE INT'L AFFAIRS/EDUCATION	10,000	0	0	0	0	12,000	17,750	39,750
SR VP OFFICE ACADEMIC AFFAIRS	0	0	0	0	0	0	0	0
	10,000	0	0	13,730	0	405,928	22,950	452,608
SR VP FOR EXTERNAL AFF UNITS								
CAREER CENTER	0	0	0	0	0	26,347	0	26,347
PUBLIC AFFAIRS	0	0	0	0	0	12,126	0	12,126
	0	0	0	0	0	38,473	0	38,473
TERRY COLLEGE OF BUSINESS								
ECONOMICS	0	0	0	0	0	86,999	0	86,999
J M TULL SCH OF ACCOUNTING	0	0	0	0	0	200,173	0	200,173
MANAGEMENT	0	0	0	16,950	0	62,236	0	79,186
MANAGEMENT INFORMATION SYSTEMS	0	0	0	0	0	4,205	0	4,205
MARKETING AND DISTRIBUTION	0	0	0	0	0	106,551	0	106,551
SIMON S SELIG JR CTR ECON GROW	0	0	0	0	0	66,453	6,500	72,953
TERRY COLLEGE - DEAN'S OFFICE	0	0	0	0	0	1,158,007	0	1,158,007
	0	0	0	16,950	0	1,684,624	6,500	1,708,074
VP FOR INSTRUCTION UNITS								
INSTITUTE OF HIGHER EDUCATION	0	0	0	321,500	0	0	0	321,500
	0	0	0	321,500	0	0	0	321,500
VP FOR PUBSV & OUTREACH UNITS								
BOTANICAL GARDEN	0	0	0	50,000	0	110,133	0	160,133
CARL VINSON INSTITUTE OF GOVT	0	0	0	0	16,412	595,118	492,910	1,104,440
CONT ED: LEARNING SERVICES	0	0	0	0	0	0	75	75
DISTANCE LEARNING	0	0	0	0	0	10,188	0	10,188
FANNING INST FOR LEADERSHIP	0	0	0	0	0	0	12,375	12,375
MARINE EXTENSION SERVICE	0	5,000	0	0	0	7,300	0	12,300
OFC OF INFO TECH OUTREACH SERV	0	0	0	0	0	0	906,583	906,583
OFFICE OF ACAD SPECIAL PROGRAM	0	0	0	0	0	5,200	0	5,200
SMALL BUSINESS DEVELOPMENT CTR	590	0	0	0	0	0	96,000	96,590
VPPSO & ASSOCIATE PROVOST	0	0	0	0	0	0	48,272	48,272
	590	5,000	0	50,000	16,412	727,939	1,556,215	2,356,156
VP FOR RESEARCH UNITS								
BIOMED & HEALTH SCI INSTITUTE	0	0	0	50,000	0	139,214	0	189,214
CANCER CENTER OF EXCELLENCE	0	0	0	0	0	0	97,250	97,250
COMPLEX CARBOHYDRATE CENTER	2,626,853	0	0	0	0	194,581	0	2,821,434
CTR APPLIED GEN TECH - RI	545,621	0	0	0	0	291,760	0	837,381
CTR TROP EMERGING GLOB DISEASE	991,583	0	0	0	0	0	0	991,583

Summary of Funded Amounts by Major College & Department and Sponsor Type
FY2006 (First Quarter Only)

DEPARTMENT	FEDERAL	INDUSTRY	INTERNAT'L	PRIVATE-FDN	LOCAL GOVT	OTHER PRIVATE	STATE	TOTAL AWARDS
INSTITUTE FOR BEHAVIORAL RSCH	4,491,408	0	0	20,500	0	192,952	0	4,704,860
INSTITUTE OF ECOLOGY-RESEARCH	259,293	0	0	0	0	13,000	52,832	325,125
MARINE INSTITUTE	0	0	0	0	0	0	43,403	43,403
SAVANNAH RIVER ECOLOGY LAB	327,749	0	0	0	0	52,256	0	380,005
SEA GRANT PROGRAM	259,292	0	0	0	0	0	0	259,292
UGARF SR FACULTY RSCH GRANT	0	0	0	0	0	1,880,000	0	1,880,000
VP OFFICE FOR RESEARCH	0	0	0	0	0	120,237	0	120,237
	9,501,799	0	0	70,500	0	2,884,000	193,485	12,649,784
VP FOR STUDENT AFFAIRS UNITS								
RECREATIONAL SPORTS	0	0	0	0	0	72,388	0	72,388
VP OFFICE FOR STUDENT AFFAIRS	0	0	0	0	0	-196	0	-196
	0	0	0	0	0	72,192	0	72,192
GRAND TOTAL	41,111,111	1,587,344	490,292	1,428,212	1,293,130	13,494,427	9,667,627	69,072,143

Summary of Funded Amounts by Major College & Department and Sponsor Type
FY2006 (First & Second Quarters)

DEPARTMENT	FEDERAL	INDUSTRY	INTERNAT'L	PRIVATE-FDN	LOCAL GOVT	OTHER PRIVATE	STATE	TOTAL AWARDS
COLL OF AGRIC & ENV SCI - AES								
AG & APPLIED ECON RSCH COLLEGE	102,000	0	0	0	0	1,042	0	103,042
AG & APPLIED ECON RSCH GEORGIA	0	0	35,000	0	0	15,540	0	50,540
ANIMAL SCIENCE RSCH COASTAL	0	0	0	0	0	89,203	0	89,203
ANIMAL SCIENCE RSCH COLLEGE	187,788	272,234	10,000	56,460	0	323,838	185,044	1,035,364
ASSIST DEAN'S OFF - COASTAL	0	0	0	0	0	0	208,500	208,500
ASSIST DEAN'S OFF - GEORGIA	175,544	0	0	0	0	338,687	0	514,231
BIOLOGICAL AG ENG RSCH COASTAL	650,000	0	0	0	0	5,000	0	655,000
BIOLOGICAL AG ENG RSCH COLLEGE	13,750	-50,000	0	0	0	199,307	0	163,057
BIOLOGICAL AG ENG RSCH GEORGIA	0	-12,360	0	0	0	168,845	0	156,485
CENTER FOR FOOD SAFETY-GEORGIA	185,231	0	0	0	0	250,100	0	435,331
CROP & SOIL SCIENCES COASTAL	0	0	0	0	0	180,106	18,000	198,106
CROP & SOIL SCIENCES COLLEGE	55,999	91,681	0	40,647	0	326,526	104,076	618,929
CROP & SOIL SCIENCES GEORGIA	271,068	0	0	0	0	153,296	0	424,364
CTR APPLIED GEN TECH - COLLEGE	382,090	200,000	0	31,500	0	929,162	10,000	1,552,752
ENTOMOLOGY RESEARCH COASTAL	0	0	0	0	0	83,302	35,840	119,142
ENTOMOLOGY RESEARCH COLLEGE	473,200	50,000	0	150,579	0	145,040	0	818,819
ENTOMOLOGY RESEARCH GEORGIA	60,000	0	0	0	0	122,921	0	182,921
FOOD SCI & TECHNOLOGY COLLEGE	645,636	0	0	0	0	21,954	0	667,590
FOOD SCI & TECHNOLOGY-GEORGIA	75,000	0	0	0	0	146,658	0	221,658
GENERAL EXPENSE COASTAL	820,815	0	0	0	13,750	5,000	35,000	874,565
HORTICULTURE RESEARCH COASTAL	33,150	0	0	0	0	6,000	0	39,150
HORTICULTURE RESEARCH COLLEGE	0	20,000	0	0	0	112,115	0	132,115
HORTICULTURE RESEARCH GEORGIA	0	0	0	0	0	14,060	50,000	64,060
MOUNTAIN RSCH & ED CTR GEORGIA	0	0	0	0	0	28,599	0	28,599
OFF OF GLOBAL PROGRAMS - RSCH	2,550,000	0	0	0	0	0	0	2,550,000
OFFICE OF COLLEGE ADVANCEMENT	0	0	0	0	0	22,000	0	22,000
PLANT PATHOLOGY RESEARCH	399,900	0	0	133,000	0	37,154	9,000	579,054
PLANT PATHOLOGY RESRCH GEORGIA	0	0	0	0	0	87,711	0	87,711
PLANT PATHOLOGY RSCH COASTAL	0	0	0	0	0	133,600	4,000	137,600
POULTRY SCIENCE RSCH COLLEGE	13,038	0	0	0	0	37,450	0	50,488
TIFTON - INSTRUCTION	75,520	0	0	0	0	0	0	75,520
	7,169,729	571,555	45,000	412,186	13,750	3,984,216	659,460	12,855,896
COLL OF AGRIC & ENV SCI - GEN								
AG. LEAD, EDUC & COMM	0	0	0	0	0	70,568	0	70,568
ASSOC DEAN'S OFF ACADEMIC AFFAI	559,287	0	0	0	0	0	0	559,287
BIOLOGICAL AGRICUL ENGINEERING	0	1,000	0	0	0	10,806	0	11,806
CROP & SOIL SCIENCES	0	0	0	0	0	168	0	168
ENTOMOLOGY	0	0	0	0	0	44,000	0	44,000
ENVIRONMENTAL HEALTH SCI	124,264	5,040	0	0	0	32,907	0	162,211
EXTENSION FAMILY & CONSUMER SC	598,125	0	0	0	30,000	0	1,416,118	2,044,243

Summary of Funded Amounts by Major College & Department and Sponsor Type
FY2006 (First & Second Quarters)

DEPARTMENT	FEDERAL	INDUSTRY	INTERNAT'L	PRIVATE-FDN	LOCAL GOVT	OTHER PRIVATE	STATE	TOTAL AWARDS
FOOD SCIENCE & TECHNOLOGY	276,000	0	0	0	0	0	0	276,000
OFF OF GLOBAL PROGRAMS - INST	124,703	0	0	0	0	914	0	125,617
	1,682,379	6,040	0	0	30,000	159,363	1,416,118	3,293,900
COLL OF JOURNALISM & MASS COMM								
COLL OF JOURNALISM & MASS COMM	0	0	0	29,517	0	1,540,559	0	1,570,076
NEW MEDIA INSTITUTE	0	40,000	0	0	0	0	0	40,000
	0	40,000	0	29,517	0	1,540,559	0	1,610,076
COLLEGE OF ARTS & SCIENCES								
ANTHROPOLOGY	113,524	0	0	0	0	74,848	15,000	203,372
ART	0	0	0	0	0	56,078	0	56,078
ARTS & SC-SPECIAL PROGRAMS	99,840	0	0	0	0	0	0	99,840
ARTS & SCIENCES - DEAN'S OFFICE	0	0	0	46,000	0	1,522	0	47,522
BIOCHEMISTRY & MOLECULAR BIOL	3,650,008	4,014	0	0	0	559,921	287,120	4,501,063
BIOLOGICAL SCIENCES	0	0	0	0	0	1	0	1
CELLULAR BIOLOGY	170,725	0	0	50,000	0	57,318	60,000	338,043
CHEMISTRY	666,440	91,000	0	0	0	180,482	0	937,922
COMPUTER SCIENCE	100,000	32,000	0	0	0	0	0	132,000
CTR FOR COMP QUANTUM CHEMISTRY	114,816	0	0	0	0	0	0	114,816
CTR FOR REMOTE SENSE & MAP SCI	0	0	0	0	0	0	5,000	5,000
DANCE	0	0	0	0	0	3,595	0	3,595
DRAMA AND THEATRE	0	0	0	0	0	10,000	0	10,000
ENGLISH	0	0	0	0	0	164,888	0	164,888
GENETICS	920,122	0	8,280	222,185	0	48,418	0	1,199,005
GEOGRAPHY	80,236	0	0	131,375	0	49,021	5,500	266,132
GEOLOGY	0	0	0	0	0	13,000	0	13,000
HISTORY	0	0	0	0	0	108,600	0	108,600
MATHEMATICS	0	0	0	0	0	22,330	0	22,330
MICROBIOLOGY	991,770	0	18,000	23,200	0	60,000	0	1,092,970
MUSEUM OF NATURAL HISTORY	0	0	0	0	0	4,666	0	4,666
MUSIC	0	0	0	0	0	137,651	0	137,651
PHYSICS AND ASTRONOMY	416,982	50,000	0	0	0	75,405	0	542,387
PLANT BIOLOGY	4,408,437	0	0	0	0	305,407	0	4,713,844
PSYCHOLOGY	124,467	0	0	0	0	110,839	0	235,306
RELIGION	0	0	0	0	0	3,900	0	3,900
SCHOOL OF MARINE PROGRAMS	701,370	0	0	0	0	668,648	15,000	1,385,018
SOCIOLOGY	0	0	0	0	0	10,022	0	10,022
SPEECH COMMUNICATION	55,019	0	0	0	0	0	0	55,019
STATISTICS	0	0	0	0	0	1,207	0	1,207
	12,613,756	177,014	26,280	472,760	0	2,727,767	387,620	16,405,197

Summary of Funded Amounts by Major College & Department and Sponsor Type
FY2006 (First & Second Quarters)

DEPARTMENT	FEDERAL	INDUSTRY	INTERNAT'L	PRIVATE-FDN	LOCAL GOVT	OTHER PRIVATE	STATE	TOTAL AWARDS
COLLEGE OF EDUCATION								
COMM SCI & SPECIAL ED	482,261	0	0	3	37,301	-1	105,944	625,508
COUNSELING & HUMAN DEVEL	124,931	0	0	0	0	10,817	65,350	201,098
ED PSYCHOLOGY & INST TECH	401,114	0	0	0	0	12,500	0	413,614
EDUCATION - DEAN'S OFFICE	2,069,084	0	0	0	300,965	451,039	7,110,803	9,931,891
ELEMENTARY & SOCIAL STUDIES	0	0	0	0	47,501	43,005	-8,697	81,809
KINESIOLOGY	1,083,585	23,090	7,000	0	0	149,364	0	1,263,039
LANGUAGE & LITERACY ED	351,413	0	0	0	0	3,078	0	354,491
LIFELONG ED, ADMIN & POLICY	0	0	0	0	0	5,000	322,381	327,381
MATHEMATICS & SCIENCE ED	86,079	0	0	0	0	0	0	86,079
WKFORCE LEADERSHIP & SOC FND	0	0	0	0	0	182,084	49,603	231,687
	4,598,467	23,090	7,000	3	385,767	856,886	7,645,384	13,516,597
COLLEGE OF ENVIRONMENT & DESIGN								
COLLEGE ENVIRONMENT & DESIGN	0	0	0	0	0	20,907	0	20,907
INSTITUTE OF ECOLOGY	1,395,221	0	0	18,000	0	122,206	0	1,535,427
SCHOOL OF ENVIRONMENTAL DESIGN	0	0	0	0	0	84,000	140,000	224,000
	1,395,221	0	0	18,000	0	227,113	140,000	1,780,334
COLLEGE OF FAMILY & CONSUM SCI								
CHILD & FAMILY DEVELOPMENT	0	0	0	0	0	98,595	718,465	817,060
COLLEGE OF FAMILY & CONSUM SCI	174,990	0	0	0	0	26,324	0	201,314
FOOD & NUTRITION	5,400	0	0	12,906	0	21,470	348,985	388,761
HOUSING & CONSUMER ECONOMICS	75,000	0	0	0	0	94,627	5,000	174,627
INST ON HUMAN DEV & DISABILITY	500,000	0	0	0	0	523,604	589,908	1,613,512
TEXTILES-MERCHANDISE-INTERIORS	0	0	0	0	0	34,859	0	34,859
	755,390	0	0	12,906	0	799,479	1,662,358	3,230,133
COLLEGE OF PHARMACY								
CLINICAL AND ADMIN PHARMACY	444,798	192,156	0	0	0	42,521	8,991	688,466
COLLEGE OF PHARMACY	0	0	0	0	0	201,057	0	201,057
PHARMACEUTICAL & BIOMED SCIENC	28,800	95,002	0	68,038	0	403,808	214,000	809,648
	473,598	287,158	0	68,038	0	647,386	222,991	1,699,171
COLLEGE OF PUBLIC HEALTH								
GERONTOLOGY	1,988,374	0	0	0	0	2,094	0	1,990,468
HEALTH PROMOTION & BEHAVIOR	2,409,391	0	0	0	0	321,088	177,100	2,907,579
	4,397,765	0	0	0	0	323,182	177,100	4,898,047
COLLEGE OF VETERINARY MEDICINE								
ANATOMY AND RADIOLOGY	0	-91	0	0	0	311,322	0	311,231
ATHENS DIAGNOSTIC LAB	0	0	0	0	0	31,250	0	31,250

Summary of Funded Amounts by Major College & Department and Sponsor Type
FY2006 (First & Second Quarters)

DEPARTMENT	FEDERAL	INDUSTRY	INTERNAT'L	PRIVATE-FDN	LOCAL GOVT	OTHER PRIVATE	STATE	TOTAL AWARDS
DIAGNOSTIC LABS STAFF BENEFITS	0	0	0	0	0	0	1	1
INFECTIOUS DISEASES	838,139	0	0	0	0	137,592	81,197	1,056,928
LARGE ANIMAL MEDICINE	0	0	0	22,946	0	196,635	0	219,581
PATHOLOGY	14,934	0	41,000	0	0	38,911	0	94,845
PHYSIOLOGY AND PHARMACOLOGY	533,600	82,265	0	40,792	0	5,392	0	662,049
POPULATION HEALTH	950,664	0	133,588	0	0	126,187	387,944	1,598,383
SMALL ANIMAL MEDICINE	0	0	198,929	13,800	0	268,060	0	480,789
TIFTON DIAGNOSTIC LAB	0	0	0	0	0	0	0	0
VET MED ANIMAL RESOURCES	0	0	0	0	0	0	0	0
VETERINARY MEDICINE-DEAN'S OFF	420,834	0	0	0	0	1,053,894	0	1,474,728
WILDLIFE DISEASE STUDY	633,183	0	0	0	0	141,560	0	774,743
	3,391,354	82,174	373,517	77,538	0	2,310,803	469,142	6,704,528
COOPERATIVE EXTENSION SERVICE								
AG & APPLIED ECONOMICS-CES	63,800	0	0	0	0	54,746	0	118,546
ANIMAL SCIENCE - CES	0	0	0	0	0	1,000	0	1,000
ASSISTANT DEAN/GRIFFIN CAMPUS	0	0	0	0	0	33,828	42,820	76,648
ASSOC DEAN FOR EXTENSION	436,500	0	0	0	0	192,734	0	629,234
BIOLOGICAL AG ENG-CES	181,654	0	0	0	0	126,800	70,000	378,454
CONTINUING EDUCATION - CES	0	0	0	0	17,500	0	0	17,500
CROP AND SOIL SCIENCES-CES	5,000	0	0	0	0	286,687	102,500	394,187
ENTOMOLOGY-CES	184,546	27,632	0	0	0	91,500	0	303,678
EXT FAMILY & CONSUMER SCI	0	0	0	0	11,075	0	0	11,075
FOOD SCI & TECHNOLOGY-CES	26,000	0	0	0	0	0	0	26,000
HORTICULTURE-CES	0	0	0	0	0	10,000	0	10,000
NORTHEAST DISTRICT - CES	0	0	0	0	62,376	0	0	62,376
NORTHWEST DISTRICT - CES	0	0	0	0	386,946	0	0	386,946
OFFICE OF INFORM TECHNOLOGY	0	0	0	0	0	37,500	0	37,500
PESTICIDE & HAZARDOUS WASTE LB	21,600	0	0	0	0	0	0	21,600
PLANT PATHOLOGY-CES	24,739	0	0	0	0	99,325	83,500	207,564
POULTRY SCIENCE-CES	0	0	0	0	0	33,720	0	33,720
SOUTHEAST DISTRICT - CES	0	0	0	0	63,543	0	0	63,543
SOUTHWEST DISTRICT - CES	0	0	0	0	138,903	0	0	138,903
WEST DISTRICT - CES	0	0	0	0	0	0	0	0
4-H AND YOUTH-CES	0	197,565	0	106,650	0	70,000	175,000	549,215
	943,839	225,197	0	106,650	680,343	1,037,840	473,820	3,467,689
GENERAL INSTITUTIONAL EXPENSE								
GENERAL INSTITUTIONAL EXPENSE	0	0	0	0	0	229,691	0	229,691
	0	0	0	0	0	229,691	0	229,691

Summary of Funded Amounts by Major College & Department and Sponsor Type
FY2006 (First & Second Quarters)

DEPARTMENT	FEDERAL	INDUSTRY	INTERNAT'L	PRIVATE-FDN	LOCAL GOVT	OTHER PRIVATE	STATE	TOTAL AWARDS
OFFICE OF THE PRESIDENT								
PRESIDENT'S OFFICE	0	0	0	0	0	400	0	400
	0	0	0	0	0	400	0	400
SCH OF PUBLIC & INTL AFFAIRS								
CNTR FOR INTERNTL TRADE & SEC	847,975	409,468	0	125,000	0	122,765	0	1,505,208
GLOBIS CENTER	0	0	0	0	0	5,000	0	5,000
INTERNATIONAL AFFAIRS - SPIA	0	0	0	0	0	-750	0	-750
PUBLIC ADMIN & POLICY	21,000	0	0	0	0	5,045	0	26,045
SCH PUBLIC & INTRNTL AFFAIRS	0	0	0	0	0	6,804	0	6,804
	868,975	409,468	0	125,000	0	138,864	0	1,542,307
SCHOOL OF FOREST RESOURCES								
FORESTRY COOPERATIVE EXT SRVC	185,905	12,000	0	12,000	0	15,000	0	224,905
FORESTRY RESEARCH	468,940	199,552	0	0	0	412,194	61,600	1,142,286
SCHOOL OF FOREST RESOURCES	292,893	249,648	15,000	2,500	115,176	1,545,622	134,160	2,354,999
	947,738	461,200	15,000	14,500	115,176	1,972,816	195,760	3,722,190
SCHOOL OF LAW								
LAW SCHOOL LIBRARY	0	0	0	0	0	5,500	0	5,500
SCHOOL OF LAW	0	0	0	0	0	738,013	0	738,013
	0	0	0	0	0	743,513	0	743,513
SCHOOL OF SOCIAL WORK								
SCHOOL OF SOCIAL WORK	0	124,847	0	0	0	15,041	2,417,484	2,557,372
	0	124,847	0	0	0	15,041	2,417,484	2,557,372
SR VP ACADEMIC AFFAIRS UNITS								
EITS SPECIAL SYSTEMS SUPPORT	0	0	-1,009,599	0	0	0	0	-1,009,599
ENGINEERING	324,350	-68,000	0	0	0	0	1,463,000	1,719,350
GEORGIA MUSEUM OF ART	0	0	0	0	0	408,603	61,773	470,376
GRADUATE SCHOOL	298,000	0	0	0	0	54,424	0	352,424
HONORS PROGRAM	25,000	0	0	2,050	0	20,635	0	47,685
LIBRARIES-BOOKS	0	8,420	0	0	0	263,712	0	272,132
LIBRARIES-GENERAL OPERATIONS	761,427	0	0	8,712	0	58,967	0	829,106
OFFICE INT'L AFFAIRS/EDUCATION	10,000	0	0	0	0	18,968	17,500	46,468
SR VP OFFICE ACADEMIC AFFAIRS	0	0	0	0	0	15,000	0	15,000
UNIVERSITY PRESS	0	0	0	3,998	0	14,250	0	18,248
	1,418,777	-59,580	-1,009,599	14,760	0	854,559	1,542,273	2,761,190

Summary of Funded Amounts by Major College & Department and Sponsor Type
FY2006 (First & Second Quarters)

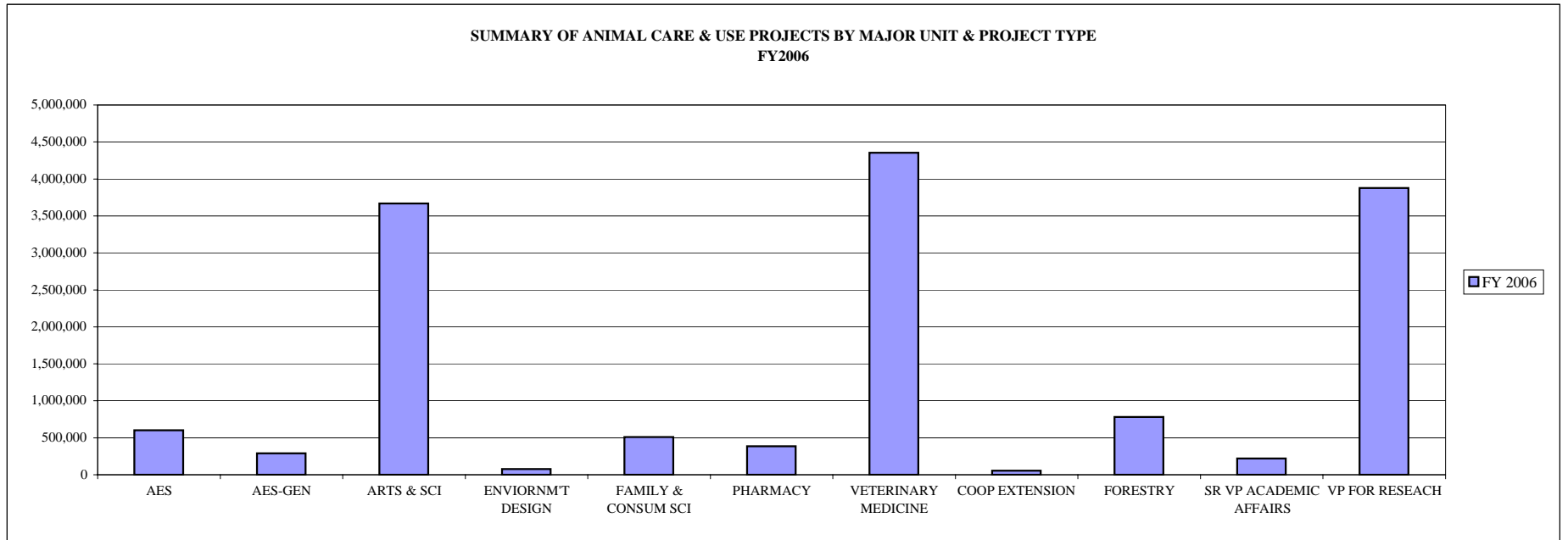
DEPARTMENT	FEDERAL	INDUSTRY	INTERNAT'L	PRIVATE-FDN	LOCAL GOVT	OTHER PRIVATE	STATE	TOTAL AWARDS
SR VP FOR EXTERNAL AFF UNITS								
CAREER CENTER	50,000	0	0	0	0	913	0	50,913
PUBLIC AFFAIRS	0	0	0	0	0	63,097	0	63,097
SR VP FOR EXTERNAL AFFAIRS	0	0	0	0	0	500,001	0	500,001
	50,000	0	0	0	0	564,011	0	614,011
SR VP FOR FINANCE & ADMIN								
FACILITIES PLANNING OFFICE	0	0	0	0	0	1,678,381	0	1,678,381
PAYROLL DEPARTMENT	0	0	0	0	0	0	0	0
	0	0	0	0	0	1,678,381	0	1,678,381
TERRY COLLEGE OF BUSINESS								
BANKING AND FINANCE	0	0	0	0	0	10,770	0	10,770
ECONOMICS	0	0	0	0	0	89,370	0	89,370
INS/LEGAL STUD & REAL ESTATE	0	0	0	0	0	51,633	0	51,633
J M TULL SCH OF ACCOUNTING	0	0	0	0	0	162,779	0	162,779
MANAGEMENT	0	0	0	0	0	54,246	0	54,246
MANAGEMENT INFORMATION SYSTEMS	0	0	0	0	0	4,035	0	4,035
MARKETING AND DISTRIBUTION	0	0	0	0	0	204,824	0	204,824
SIMON S SELIG JR CTR ECON GROW	0	0	15,000	0	0	48,018	10,000	73,018
TERRY COLLEGE - DEAN'S OFFICE	0	409,530	0	0	0	955,204	0	1,364,734
	0	409,530	15,000	0	0	1,580,879	10,000	2,015,409
VP FOR INSTRUCTION UNITS								
DIV OF ACADEMIC ENHANCEMENT	1,093,807	0	0	0	0	0	0	1,093,807
INSTITUTE OF HIGHER EDUCATION	0	0	0	0	0	31,500	0	31,500
	1,093,807	0	0	0	0	31,500	0	1,125,307
VP FOR PUBSV & OUTREACH UNITS								
BOTANICAL GARDEN	0	0	0	0	0	131,030	0	131,030
CARL VINSON INSTITUTE OF GOVT	0	44,029	0	80,000	0	662,807	1,975,675	2,762,511
CONT ED: LEARNING SERVICES	0	0	0	0	0	0	298,793	298,793
FANNING INSTITUTE	0	0	0	0	0	42,000	669,500	711,500
MARINE EXTENSION SERVICE	0	0	0	0	0	173,415	0	173,415
OFC OF INFO TECH OUTREACH SERV	0	0	0	0	0	0	276,120	276,120
OFFICE OF ACAD SPECIAL PROGRAM	0	0	0	0	0	29,900	0	29,900
SMALL BUSINESS DEVELOPMENT CTR	41,309	0	0	0	0	35,000	0	76,309
	41,309	44,029	0	80,000	0	1,074,152	3,220,088	4,459,578
VP FOR RESEARCH UNITS								
BIOMED & HEALTH SCI INSTITUTE	1,058,284	0	0	50,000	0	107,263	0	1,215,547
CANCER CENTER OF EXCELLENCE	0	0	0	0	2,400	138,000	0	140,400

Summary of Funded Amounts by Major College & Department and Sponsor Type
FY2006 (First & Second Quarters)

DEPARTMENT	FEDERAL	INDUSTRY	INTERNAT'L	PRIVATE-FDN	LOCAL GOVT	OTHER PRIVATE	STATE	TOTAL AWARDS
COMPLEX CARBOHYDRATE CENTER	3,494,646	132,658	0	0	0	451,517	50,000	4,128,821
CTR APPLIED GEN TECH - RI	139,641	0	0	0	0	635,536	0	775,177
CTR TROP EMERGING GLOB DISEASE	880,688	0	0	0	0	25,000	0	905,688
INSTITUTE FOR BEHAVIORAL RSCH	5,635,175	0	0	1,519,071	12,375	61,028	190,000	7,417,649
INSTITUTE OF ECOLOGY-RESEARCH	355,359	0	0	0	0	10,000	50,000	415,359
MARINE INSTITUTE	0	0	0	0	0	0	96,020	96,020
SAVANNAH RIVER ECOLOGY LAB	1,787,526	0	0	14,631	0	537,172	0	2,339,329
SEA GRANT PROGRAM	137,048	0	0	0	0	0	0	137,048
UGARF SR FACULTY RSCH GRANT	0	0	0	0	0	4,784,726	0	4,784,726
VP OFFICE FOR RESEARCH	0	0	0	0	0	293,562	0	293,562
	13,488,367	132,658	0	1,583,702	14,775	7,043,804	386,020	22,649,326
VP FOR STUDENT AFFAIRS UNITS								
RECREATIONAL SPORTS	0	0	0	0	0	69,999	0	69,999
STUDENT ACTIVITIES	0	0	0	0	0	0	17,800	17,800
STUDENT ACTIVITIES - PROGRAMS	0	0	0	0	0	4,002	0	4,002
VP OFFICE FOR STUDENT AFFAIRS	0	0	0	0	0	2,323	200,000	202,323
	0	0	0	0	0	76,324	217,800	294,124
GRAND TOTAL	55,330,471	2,934,380	-527,802	3,015,560	1,239,811	30,618,529	21,243,418	113,854,368

SUMMARY OF ANIMAL CARE & USE PROJECTS BY MAJOR UNIT & PROJECT TYPE
FY 2006

DEPARTMENT	GENERAL - RSCH		AGRICULTURE		INSTRUCTION		PUBLIC SERVICE		COOP EXTENSION		TOTAL	
	CNT	AMOUNT	CNT	AMOUNT	CNT	AMOUNT	CNT	AMOUNT	CNT	AMOUNT	CNT	AMOUNT
COLL OF AGRIC & ENV SCI - AES	0	0	12	600,028	0	0	0	0	0	0	12	600,028
COLL OF AGRIC & ENV SCI - GEN	3	290,719	0	0	0	0	0	0	0	0	3	290,719
COLLEGE OF ARTS & SCIENCES	21	3,668,483	0	0	0	0	0	0	0	0	21	3,668,483
COLLEGE OF ENVIRONMENT & DESIGN	3	75,507	0	0	0	0	0	0	0	0	3	75,507
COLLEGE OF FAMILY & CONSUM SCI	2	511,717	0	0	0	0	0	0	0	0	2	511,717
COLLEGE OF PHARMACY	5	362,525	0	0	4	24,000	0	0	0	0	9	386,525
COLLEGE OF VETERINARY MEDICINE	35	3,573,903	0	0	0	0	3	781,500	0	0	38	4,355,403
COOPERATIVE EXTENSION SERVICE	0	0	0	0	0	0	0	0	3	55,190	3	55,190
SCHOOL OF FOREST RESOURCES	22	781,149	0	0	0	0	0	0	0	0	22	781,149
SR VP ACADEMIC AFFAIRS UNITS	1	220,800	0	0	0	0	0	0	0	0	1	220,800
VP FOR RESEARCH UNITS	21	3,878,758	0	0	0	0	0	0	0	0	21	3,878,758
	113	13,363,561	12	600,028	4	24,000	3	781,500	3	55,190	135	14,824,279



SUMMARY OF FUNDED AWARDS BY PRINCIPAL & CO-INVESTIGATOR(S)¹

FY 2005 (First - Fourth Quarters)

PRINCIPAL INVESTIGATOR	PRINCIPAL INVESTIGATOR		CO-INVESTIGATOR		TOTAL FUNDED AMT
	COUNT	FUNDED AMT	COUNT	FUNDED AMT	
ADAMS, LAWRENCE ALLAN	68	2,347,651	0	0	2,347,651
ADAMS, MICHAEL W	5	918,675	0	0	918,675
ADAMS, THOMAS TUNSTALL	2	1,306,017	1	3,504	1,309,521
ADANG, MICHAEL J	9	252,659	0	0	252,659
AFFOLTER, JAMES M	3	30,500	0	0	30,500
AKOH, CASIMIR C	1	244,319	1	55,200	299,519
ALBER, MERRYL	3	147,741	1	193,725	341,466
ALBERTS, JAMES J	4	110,939	0	0	110,939
ALEXEEV, VALERY	1	57,290	0	0	57,290
ALL, JOHN N	4	70,400	0	0	70,400
ALLEN JR, DOUGLAS	14	180,539	0	0	180,539
ALLEN, JOYCE E	1	22,500	0	0	22,500
ALLEN, LEWIS R	4	-19,697	0	0	-19,697
ALLEN, SHEILA W	10	532,391	0	0	532,391
ALLEN, WESLEY D	0	0	1	52,685	52,685
ALLINGER, NORMAN L	4	26,401	0	0	26,401
ALLISON, JOHN R	1	5,000	0	0	5,000
ALTIZER, SONIA M	3	265,186	0	0	265,186
ALTMAN, ELLIOT	1	3,000	2	75,018	78,018
ALVERMANN, DONNA E	2	105,000	1	114,510	219,510
AMBARTSUMIAN, LEVON	1	15,000	0	0	15,000
AMES, GLENN C W	1	100,000	1	23,011	123,011
AMIR, NADER	1	232,313	0	0	232,313
AMSTER, I JONATHAN	2	337,600	0	0	337,600
ANDERSON, WYATT W	16	94,148	1	22,393	116,541
ANDRAE, JOHN G	1	7,820	0	0	7,820
ANDRESS, ELIZABETH L	11	319,745	0	0	319,745
ARKIN, GERALD F	10	429,543	0	0	429,543
ARMITAGE, ALLAN M	14	125,024	0	0	125,024
ARMSTRONG, NORRIS A	1	49,643	0	0	49,643
ARNOLD, JONATHAN	2	179,371	2	319,376	498,747
ARNOLD, MICHAEL L	1	79,311	0	0	79,311
ARPINAR, ISMAILCEM B	0	0	5	109,625	109,625
ATILES, JORGE HORACIO	2	12,500	0	0	12,500
AYOOB, JOHN	1	10,000	0	0	10,000
AZADI, PARASTOO	1	39,622	0	0	39,622
AZAIN, MICHAEL J	5	67,421	0	0	67,421
AZOFF, EDWARD A	1	8,191	0	0	8,191
BABB, VALERIE	1	25,000	0	0	25,000
BAILE, CLIFTON A	4	176,615	0	0	176,615
BAILEY, DOUGLAS A	7	63,780	0	0	63,780
BAILEY, ROBERT L	0	0	1	600	600
BALDWIN, CHARLES A	3	2,160,738	2	126,400	2,287,138
BALES, DIANE W	8	191,654	0	0	191,654
BAMBER, LINDA S	1	39,713	0	0	39,713
BANDALOS, DEBORAH L	0	0	2	465,000	465,000
BAR-PELED, MAOR	1	200,001	0	0	200,001

¹The dollar amount listed here is equivalent to the precent credit identified by investigator(s) on the Proposal Transmittal Sheet.

PRINCIPAL INVESTIGATOR	PRINCIPAL INVESTIGATOR		CO-INVESTIGATOR		TOTAL
	COUNT	FUNDED AMT	COUNT	FUNDED AMT	FUNDED AMT
BARGE, J KEVIN	0	0	1	114,589	114,589
BARRETT, GARY W	2	14,998	0	0	14,998
BARTLETT, MICHAEL GRIFFITH	1	18,907	5	33,691	52,598
BARTON, MICHELLE HENRY	1	5,691	0	0	5,691
BASON, JAMES JUDD	2	221,500	0	0	221,500
BATAL, AMY BETH	6	62,520	0	0	62,520
BATEMAN, FRED	1	13,665	0	0	13,665
BATZER, DAROLD P	0	0	2	41,500	41,500
BAYNES, KAREN BEATRICE	1	49,495	0	0	49,495
BEACH, STEVEN R H	1	1,129,825	0	0	1,129,825
BEACH, STEVEN R. H.	1	92,642	0	0	92,642
BEASLEY, JOHN P	12	157,570	2	3,350	160,920
BECK JR, ELWOOD M	1	0	0	0	0
BECK, MICHAEL BRUCE	5	373,644	0	0	373,644
BECK, MICHAEL D	2	249,751	0	0	249,751
BECKER, LEE B	6	74,234	0	0	74,234
BECKMANN KAZEZ, SYBILLA	0	0	0	-24,738	-24,738
BEDELL DR, MARY A	1	237,547	0	0	237,547
BEDNARZ, CRAIG W	9	149,688	2	8,439	158,127
BELL, WARREN STEPHEN	1	15,000	0	0	15,000
BENNETT, RODNEY D	1	0	0	0	0
BENNETZEN, JEFFREY LYNN	4	475,355	0	0	475,355
BENSON, P GEORGE	8	164,788	0	0	164,788
BERGMANN, CARL W	1	30,176	1	22,627	52,803
BERGSTROM, JOHN	3	46,192	0	0	46,192
BERISFORD, CHARLES W	3	118,000	0	0	118,000
BERLE, DAVID C	1	2,500	0	0	2,500
BERLIN, OVERTON BRENT	3	48,106	0	0	48,106
BERNARD, JOHN KYLE	2	24,500	1	4,940	29,440
BERTRAND, JOSEPH K	11	155,000	0	0	155,000
BERTSCH, GARY K	22	851,412	0	0	851,412
BERTSCH, PAUL M	24	5,140,420	0	0	5,140,420
BEST, MICHAEL	0	0	1	12,760	12,760
BETTINGER, PETER S	2	66,300	0	0	66,300
BEUCHAT, LARRY R	4	145,230	0	0	145,230
BILLARD, LYNNE	1	19,921	0	0	19,921
BISPLINGHOFF, BETTY SHOCKLEY	1	23,751	0	0	23,751
BITTNER, JANET S	1	536,318	0	0	536,318
BIXBY, REBECCA	0	0	1	12,410	12,410
BLACK, MARSHA C	1	8,767	0	0	8,767
BLAISER, MEGAN W	0	0	1	30	30
BLAS-MACHADO, URIEL	0	0	1	8,556	8,556
BLOUNT, RONALD LYNN	1	25,682	0	0	25,682
BOERMA, HENRY ROGER	16	984,112	0	0	984,112
BOLAND JR, ROBERT THOMAS	0	0	1	1,650	1,650
BOLING, ANNA DURHAM	6	82,187	0	0	82,187
BOON, RICHARD T	0	0	1	52,972	52,972
BOONS, GERARDUS JOSEPHUS	4	513,905	2	481,553	995,458
BOOTH, MELISSA G	1	31,869	0	0	31,869
BORDERS, BRUCE E	1	1,800	0	0	1,800
BORDNICK, PATRICK S	1	124,847	0	0	124,847
BOSTROM, ROBERT P	2	44,358	0	0	44,358
BOTHE, ANNE KATHERINE	3	225,606	0	0	225,606

PRINCIPAL INVESTIGATOR	PRINCIPAL INVESTIGATOR		CO-INVESTIGATOR		TOTAL FUNDED AMT
	COUNT	FUNDED AMT	COUNT	FUNDED AMT	
BOUTON, JOSEPH H	6	74,589	0	0	74,589
BOWER, DONALD W	6	1,521,358	0	0	1,521,358
BOWERS, JOHN EDWARD	0	0	2	154,821	154,821
BOYHAN, GEORGE E	1	2,000	0	0	2,000
BRACKETT, BENJAMIN G	4	5,742	0	0	5,742
BRADFORD, MARK A	1	200,000	0	0	200,000
BRAMAN, SUSAN KRISTINE	2	65,000	0	0	65,000
BRANCH, WILLIAM D	3	50,001	0	0	50,001
BRANNEN, PHILLIP M	4	13,500	2	4,475	17,975
BRENNEMAN, TIMOTHY B	8	132,250	1	2,640	134,890
BRICKMAN, MARGUERITE	0	0	1	49,643	49,643
BRIDGES, DAVID C	7	619,310	0	0	619,310
BRIGMAN, TRACEY	1	16,675	0	0	16,675
BRISBIN JR, I LEHR	4	104,259	0	0	104,259
BRODY, GENE H	10	1,867,098	4	247,076	2,114,174
BROOKS, PAUL J	10	297,066	0	0	297,066
BROSIUS, J PETER	1	8,000	0	0	8,000
BROWN JR, DONALD M	1	152,000	1	123,625	275,625
BROWN, CATHY ANN	2	3,610	0	0	3,610
BROWN, CORRIE C	9	138,821	1	27,055	165,876
BROWN, MARK R	1	0	0	0	0
BROWN, SCOTT A	0	0	1	30,000	30,000
BROWN, STEVE L	2	9,400	3	21,250	30,650
BROWN, STEVEN M	7	159,000	0	0	159,000
BRUCKNER, JAMES V	2	42,461	0	0	42,461
BRUDNEY, JEFFREY L	2	26,045	0	0	26,045
BRYAN JR, ALBERT L	2	38,414	0	0	38,414
BRYAN, LYNN A	0	0	2	15,403	15,403
BUCK, JAMES W	1	4,500	0	0	4,500
BUDSBERG, STEVEN C	5	468,976	0	0	468,976
BUNTIN, GEORGE DAVID	5	40,943	0	0	40,943
BURNS, SARA	0	0	1	7,596	7,596
BURPEE, LEON LOUIS	6	59,400	0	0	59,400
BURTLE, GARY J	1	10,220	0	0	10,220
BUSH, PARSHALL B	2	51,600	0	0	51,600
CABRERA, MIGUEL L	0	0	2	14,855	14,855
CAI, LIMING	1	93,021	0	0	93,021
CAI, WEI-JUN	6	206,344	0	0	206,344
CALABRIA, ASHLEY	1	15,000	0	0	15,000
CALDAROLA, NANCY T	2	26,000	0	0	26,000
CALHOUN, GEORGIA	0	0	1	8,300	8,300
CANFIELD JR, EARL RODNEY	2	41,795	0	0	41,795
CAPOMACCHIA, ANTHONY C	1	2,000	0	0	2,000
CARLSON, RUSSELL W	3	110,314	0	0	110,314
CARMICHAEL, KAREN PAIGE	0	0	2	30,150	30,150
CARR, MARTHA M	2	330,551	0	0	330,551
CARREIRA, LIONEL A	1	91,000	0	0	91,000
CARROLL, CARL RONALD	5	45,084	0	0	45,084
CARROLL, JOHN P	13	234,204	3	8,618	242,822
CARROW, ROBERT N	1	49,300	0	0	49,300
CARSWELL, ANDREW THOMAS	1	31,965	0	0	31,965
CASEY, ERIN D	0	0	1	4,950	4,950
CASSIDY, PATRICK DANIEL	1	15,000	1	3,000	18,000

PRINCIPAL INVESTIGATOR	PRINCIPAL INVESTIGATOR		CO-INVESTIGATOR		TOTAL FUNDED AMT
	COUNT	FUNDED AMT	COUNT	FUNDED AMT	
CASSITY JR, PRATT W	4	573,868	0	0	573,868
CASTENELL, LOUIS A.	1	10,000	0	0	10,000
CASTENELL, LOUIS ANTHONY	7	51,699	0	0	51,699
CASTLEBERRY, STEVEN BRYAN	4	40,894	3	7,250	48,144
CERVERO, RONALD M	0	-13,779	0	0	-13,779
CHANG, CHUNG-JAN	1	1,000	0	0	1,000
CHAPMAN, SUE W	0	0	2	10,500	10,500
CHASE, PHILIP E	1	7,888	0	0	7,888
CHEE, PENG WAH	6	185,036	0	0	185,036
CHEN, JIANG	3	320	0	0	320
CHEN, JINRU	2	150,000	1	8,750	158,750
CHEN, ZHENBANG	0	0	1	9,466	9,466
CHINNAN, MANJEET S	2	8,100	5	182,784	190,884
CHISHOLM, MARIE A	1	1,509,865	0	0	1,509,865
CHU, CHUNG K	10	1,159,312	0	0	1,159,312
CIESZEWSKI, CHRIS J	0	0	7	168,065	168,065
CLANCEY, KEVIN F	1	10,530	0	0	10,530
CLARK, ERNEST C	8	199,712	0	0	199,712
CLARK, RICHARD L	7	414,312	1	6,500	420,812
CLARKE JR, GEORGE WESTON	1	6,500	0	0	6,500
CLAY-WARNER, JODY	0	0	1	3,000	3,000
CLEMENS, BONNIE	1	27,594	0	0	27,594
CLEMENTZ, BRETT A	1	244,359	0	0	244,359
COCHRAN, THOMAS E	2	70,499	0	0	70,499
CODER, KIM D	0	0	1	1,400	1,400
COFFIELD, JULIE A	1	314,640	0	0	314,640
COHEN, ALLAN S	4	1,866,338	1	344,012	2,210,350
COKE, KIMBERLEY NICOLE	0	0	1	2,970	2,970
COLANGELO, CARMON	3	-4,200	0	0	-4,200
COLEMAN, DAVID C	2	69,999	1	87,500	157,499
COLEMAN, THOMAS M	0	-1	2	151,855	151,854
COLLEY, DANIEL G	5	958,377	0	0	958,377
COLLINS, BEVERLY S	3	228,213	0	0	228,213
COMMEYRAS, MICHELLE	0	-14	1	117,980	117,966
CONDIE, BRIAN G	1	217,200	0	0	217,200
CONDIT, CELESTE MICHELE	1	26,693	2	147,285	173,978
CONDREY, STEPHEN E	1	154,800	0	0	154,800
CONNER, PATRICK JOHN	3	32,500	1	82,810	115,310
CONROY, MICHAEL J	5	90,894	0	0	90,894
COOPER, DIANE L	10	24,452	0	0	24,452
COOPER, ROBERT J	6	105,904	1	4,950	110,854
CORDONNIER PRATT, MARIE MICHELLE	0	0	1	5,686	5,686
CORN, JOSEPH L	7	534,423	2	100,000	634,423
CORNELL, KAREN K	0	0	1	7,596	7,596
COTTON, CAROL PHILLIPS	0	0	4	304,012	304,012
COURTENAY, BRADLEY C	3	147,500	0	0	147,500
COVERDALE, JOSIE A	1	10,000	0	0	10,000
COVERT, SARAH F	3	35,377	1	99,750	135,127
COVICH, ALAN P	2	96,268	0	0	96,268
COVINGTON, MICHAEL A	0	-1,009,599	0	0	-1,009,599
COX III, JAMES F	3	9,133	0	0	9,133
COY, ANTON E	0	0	1	4,800	4,800
COYLE, CYNTHIA G	2	500,001	0	0	500,001

PRINCIPAL INVESTIGATOR	PRINCIPAL INVESTIGATOR		CO-INVESTIGATOR		TOTAL
	COUNT	FUNDED AMT	COUNT	FUNDED AMT	FUNDED AMT
CRAMER, STEPHEN E	4	1,835,739	0	0	1,835,739
CRAWLEY, CONSTANCE C	1	14,000	0	0	14,000
CRESS, MARIE ELAINE	6	45,000	0	0	45,000
CROW, SUSAN R	3	29,250	1	227,500	256,750
CROWE, DOUGLAS E	0	0	1	46,536	46,536
CROWELL-DAVIS, SHARON L	0	-91	0	0	-91
CROWELL, WAYNE A	1	8,226	0	0	8,226
CROWLEY, JOHN	4	95,994	0	0	95,994
CSINOS, ALEXANDER S	8	136,040	2	126,200	262,240
CUDE, BRENDA J	1	0	0	0	0
CULBREATH, ALBERT K	12	79,040	2	6,300	85,340
CULPEPPER, ALFRED STANLEY	11	140,880	1	5,261	146,141
CUMMINGS, BRIAN S	2	56,000	0	0	56,000
CUNFER, BARRY M	2	529	0	0	529
CURETON, KIRK J	1	20,465	0	0	20,465
CZARICK III, MICHAEL	0	0	1	7,500	7,500
CZARNOTA, MARK ANDREW	8	85,380	0	0	85,380
DAILEY JR, HARRY A	3	321,584	0	0	321,584
DALLAS, CHAM E	1	115,000	0	0	115,000
DALTON, STEPHEN	3	484,275	0	0	484,275
DANIELS, JAMES A	1	26,000	0	0	26,000
DANIELS, RICHARD F	4	146,062	1	13,000	159,062
DARVILL, ALAN	9	823,716	0	0	823,716
DAS, KESHAV C	0	0	2	7,504	7,504
DAUGHERTY, PATRICIA W	2	4,502	0	0	4,502
DAVIDOW, JASON H	0	0	1	24,436	24,436
DAVIDSON, WILLIAM R	0	0	1	-20,226	-20,226
DAVIS, ADAM J	0	0	2	5,000	5,000
DAWE, R KELLY	3	1,399,224	1	24,421	1,423,645
DAY, JAMES LADON	2	33,080	0	0	33,080
DE HASETH, JAMES A	2	68,000	0	0	68,000
DEAN, JEFFREY F D	2	172,923	0	0	172,923
DECHICCHIS, ALBERT R	1	37,301	0	0	37,301
DEJOY, DAVID M	3	176,034	1	107,929	283,963
DELAPLANE, KEITH S	2	68,200	0	0	68,200
DELLA, LINDSAY	0	0	1	55,200	55,200
DELLAFERA, MARYANNE	0	0	1	40,000	40,000
DEMPSEY, LAWRENCE STEVEN	1	62,412	0	0	62,412
DENNIS, WILLIAM MICHAEL	1	58,332	0	0	58,332
DEOM, CARL M	1	6,138	1	76,500	82,638
DERVARTANIAN, DANIEL V	2	4,049	0	0	4,049
DEVOS, KATRIEN MARTHA	9	134,129	1	199,753	333,882
DI IORIO, DANIELA	1	81,774	0	0	81,774
DIAZ-PEREZ, JUAN C	1	6,000	0	0	6,000
DICKENS, ERNEST DAVID	6	37,960	0	0	37,960
DICKERSON JR, HARRY W	4	277,900	0	0	277,900
DIETRICH-HENSEL, URSULA	1	300	0	0	300
DIFFIE, STANLEY K	0	0	1	500	500
DIPIRO, JOSEPH T	1	-7,372	0	0	-7,372
DIRR, MICHAEL A	12	80,423	0	0	80,423
DISHMAN, RODNEY K	2	276,708	0	0	276,708
DLUHY, RICHARD A	1	255,218	0	0	255,218
DOCAMPO, ROBERTO	4	450,065	0	0	450,065

PRINCIPAL INVESTIGATOR	PRINCIPAL INVESTIGATOR		CO-INVESTIGATOR		TOTAL
	COUNT	FUNDED AMT	COUNT	FUNDED AMT	FUNDED AMT
DONOVAN, DOUGLAS C	0	0	1	15,704	15,704
DORE, TIMOTHY	1	83,300	1	18,400	101,700
DORFMAN, JEFFREY H	2	24,500	2	78,967	103,467
DOUCE, G KEITH	3	40,208	0	0	40,208
DOUGAN, SCOTT T	1	60,000	0	0	60,000
DOVE, CHARLES ROBERT	0	0	2	24,881	24,881
DOWD, JOHN F	1	30	0	0	30
DOYLE, MICHAEL PATRICK	22	460,109	1	44,500	504,609
DUCHARME, LORI	4	130,209	0	0	130,209
DUCKETT, SUSAN K	2	0	1	12,760	12,760
DUDLEY, GARY A	2	312,218	0	0	312,218
DUFFIE JR, WILLIAM DAVID	0	0	1	400	400
DUNCAN, MICHAEL A	4	459,982	0	0	459,982
DUNNING, ARTHUR N	1	21,398	0	0	21,398
DURNING, DAN W	1	21,443	0	0	21,443
DUSANSKY, RICHARD	1	36,289	0	0	36,289
DUTCHER, JAMES D	5	24,500	0	0	24,500
DZIMIANSKI, MICHAEL T	0	0	2	63,149	63,149
EASON, MARCUS A	1	7,814	0	0	7,814
EATON, THOMAS A	1	90,167	0	0	90,167
ECHOLS, STEPHEN LEE	0	0	1	693	693
EDWARDS, GAYLEN L	0	0	1	17,480	17,480
EHARDT, CAROLYN L	1	11,924	0	0	11,924
EILAND, WILLIAM U	32	1,617,133	0	0	1,617,133
EITEMAN, MARK ANDREW	2	77,292	2	56,504	133,796
EITENMILLER, RONALD R	3	84,962	0	0	84,962
ELLETT, ALBERTA	3	872,107	0	0	872,107
ELLINGTON, C RONALD	2	47,567	0	0	47,567
ELLIS, ANGELA E	0	0	1	11,063	11,063
ELY, LANE O	2	2,000	0	0	2,000
ERGUL, ADVIYE	2	419,920	0	0	419,920
ERICKSON, MARILYN C	0	0	1	15,570	15,570
EVANS, DONALD L	0	0	1	150,000	150,000
FAGAN, SUSAN C	3	43,521	0	0	43,521
FAIRCHILD, BRIAN DAVID	7	84,116	2	11,988	96,104
FARMER, MARK A	1	525	0	0	525
FECHHEIMER, MARCUS	1	85,100	0	0	85,100
FECHO, ROBERT ANTHONY	0	0	2	32,008	32,008
FERGUSON, DUNCAN C	0	0	1	3,013	3,013
FERGUSON, NAOLA M	1	17,093	0	0	17,093
FERRARA, MICHAEL S	7	62,390	0	0	62,390
FERTIG, CHAD D	1	5,000	0	0	5,000
FIELDS-SMITH, CHERYL A	1	40,000	0	0	40,000
FINCHAM, JACK	1	12,357	0	0	12,357
FINCHER, CAMERON	1	0	0	0	0
FIRESTONE, EVAN R	3	55,503	0	0	55,503
FISCHER, JOAN G	0	0	6	58,597	58,597
FISCHER, JOHN R	4	304,699	11	69,919	374,618
FISHER, JEFFREY WILLIAM	2	96,998	0	0	96,998
FISK, AARON THOMAS	3	31,305	0	0	31,305
FITT, WILLIAM K	3	90,793	0	0	90,793
FLANDERS, JAMES T	0	0	1	450	450
FLETCHER, DANIEL L	1	15,565	2	12,325	27,890

PRINCIPAL INVESTIGATOR	PRINCIPAL INVESTIGATOR		CO-INVESTIGATOR		TOTAL FUNDED AMT
	COUNT	FUNDED AMT	COUNT	FUNDED AMT	
FLETCHER, DEAN E	0	0	1	76,973	76,973
FLETCHER, STANLEY M	3	150,000	0	0	150,000
FLORKOWSKI, WOJCIECH J	4	50,740	0	0	50,740
FONSAH, ESENDUGUE GREG	2	2,000	2	2,650	4,650
FORE III, CECIL	1	52,972	0	0	52,972
FOREHAND, REX L	2	235,000	0	0	235,000
FORS, STUART W	4	33,779	0	0	33,779
FORSCHLER, BRIAN T	4	143,000	0	0	143,000
FOSTER, MARK R	4	145,057	0	0	145,057
FOUTZ, TIMOTHY LEE	2	750	2	15,403	16,153
FOWLER, LAURIE A	2	112,312	1	49,199	161,511
FRAGASZY, DOROTHY M	1	15,162	0	0	15,162
FRANIC, DUSKA M	1	30,000	0	0	30,000
FRANK, JOSEPH F	1	220,000	1	49,500	269,500
FRANKLIN, JAMES LEE	2	264,423	0	0	264,423
FREEMAN, BYRON J	7	110,764	3	39,210	149,974
FREEMAN, MARY	0	0	1	17,689	17,689
FREEMAN, MELISSA	1	8,246	0	0	8,246
FREER, COBURN	1	65,500	0	0	65,500
FREIMUTH, VICKI S	6	717,481	0	0	717,481
FRICK, ANNE LINDSAY	1	40,356	0	0	40,356
FROETSCHER, MARK A	0	0	1	7,632	7,632
FU, ZHEN	1	6,000	0	0	6,000
FURUKAWA, RUTH H	0	0	1	85,100	85,100
GAERTIG, JACEK	2	131,416	0	0	131,416
GARBER, MELVIN P	5	357,234	0	0	357,234
GARCIA PEREZ, MANUEL	0	0	1	1,000	1,000
GARCIA, MARICARMEN	3	113,292	0	0	113,292
GARDNER, WAYNE A	12	155,704	0	0	155,704
GARNER, JOSEPH C	4	31,734	0	0	31,734
GARRISON, ERVAN G	2	22,700	0	0	22,700
GASKIN, JULIA WEBB	1	19,282	0	0	19,282
GATES, KEITH W	4	113,441	0	0	113,441
GATEWOOD, ROBERT D	1	16,123	0	0	16,123
GATTIE, DAVID K	0	0	2	72,661	72,661
GELLER, DANIEL	0	0	1	0	0
GIANNASI, DAVID E	0	0	2	29,957	29,957
GIBBONS, J WHITFIELD	10	248,012	0	0	248,012
GIBSON, SHARON M	0	0	2	70,500	70,500
GILSON, WARREN D	0	0	2	28,130	28,130
GINGLE, ALAN R	0	0	1	39,147	39,147
GITAITIS, RONALD D	4	27,800	2	1,980	29,780
GLASER, BRIAN A	1	8,300	0	0	8,300
GLASS, ANNE P	0	0	1	136,666	136,666
GLENN, TRAVIS C	1	136,125	3	154,935	291,060
GLISSON, JOHN R	16	330,931	1	10,750	341,681
GOLD, SCOTT E	2	301,250	0	0	301,250
GOLDSTEIN, SUSAN T	1	60,080	0	0	60,080
GOODIE, ADAM S	1	110,400	0	0	110,400
GOODRUM, JOHN W	0	0	0	-1,650	-1,650
GOOTMAN, ELLIOT C	0	0	2	8,191	8,191
GOWATY, PATRICIA ADAIR	2	209,547	0	0	209,547
GRAGSON, THEODORE L	5	258,576	0	0	258,576

PRINCIPAL INVESTIGATOR	PRINCIPAL INVESTIGATOR		CO-INVESTIGATOR		TOTAL FUNDED AMT
	COUNT	FUNDED AMT	COUNT	FUNDED AMT	
GRAHAM, P TOBY	1	258,885	0	0	258,885
GRAHAM, RICHARD MARTIN	1	10,000	0	0	10,000
GRAHAM, WILLIAM A	1	32,818	0	0	32,818
GRANTHAM, TAREK C	1	65,205	0	0	65,205
GRASSO, MAUREEN	3	352,424	0	0	352,424
GRAVES, WILLIAM M	1	5,280	0	0	5,280
GREEN, GARY TERENCE	5	73,373	0	0	73,373
GREENMAN, JOHN F	1	20,500	0	0	20,500
GREENSPAN, PHILLIP	1	6,000	1	14,400	20,400
GREGORY, CHRISTOPHER	4	637	0	0	637
GREY, TIMOTHY LANE	4	50,150	1	4,250	54,400
GRIDER, ARTHUR	2	18,306	1	17,480	35,786
GRIFFIN, GLORY P	1	0	0	0	0
GROVER, RAJIV	1	37,363	0	0	37,363
GUILLEBEAU, LEE P	14	114,642	0	0	114,642
GUO, BAOZHU	0	0	1	9,000	9,000
GUSTAVSON, SANDRA G	9	1,011,050	0	0	1,011,050
GUY, TALMADGE C	0	0	1	9,508	9,508
HAHN, MICHAEL G	1	195,510	0	0	195,510
HALLY, DAVID J	0	0	1	1,690	1,690
HALPER, JAROSLAVA T	1	20,000	0	0	20,000
HAMILTON, ROBERT D	3	745,473	0	0	745,473
HAMMOND JR, BILLY R	0	0	1	20,629	20,629
HAMRICK III, JAMES L	3	15,737	0	0	15,737
HAMRITA, TAKOI K	1	90,071	0	0	90,071
HANNA, WAYNE W	12	174,475	0	0	174,475
HANNAFIN, KATHLEEN M	0	0	1	100,000	100,000
HANNAFIN, MICHAEL	2	120,468	1	368,750	489,218
HANULA, GAIL M	1	11,075	0	0	11,075
HAPPEK, UWE	2	75,000	0	0	75,000
HARDIN, IAN R	1	0	0	0	0
HARGREAVES JR, LEON A	0	726,312	0	0	726,312
HARMON, BARRY G	2	3,610	0	0	3,610
HARNISH, DOROTHY	5	828,171	0	0	828,171
HARRINGTON, TIMOTHY B	0	0	1	150	150
HARRIS JR, GLENDON H	0	0	1	11,250	11,250
HARRIS JR, THOMAS G	1	230,600	0	0	230,600
HARRIS, RUTH B	2	511,717	0	0	511,717
HARRIS, TINA M	0	0	2	49,095	49,095
HARRISON, JUDY A	1	18,000	1	148,816	166,816
HARRISON, KERRY A	0	0	2	89,339	89,339
HARRISON, MARK A	0	0	1	148,816	148,816
HART, KELSEY A	0	0	1	2,846	2,846
HARTEL, PETER G	2	158,063	0	0	158,063
HARTLE, DIANE K	3	68,650	0	0	68,650
HARVEY, STEPHEN B	0	0	1	9,507	9,507
HAUSMAN, DOROTHY	0	0	5	400,093	400,093
HAWKINS, GARY L	2	33,971	2	135,000	168,971
HAY, KENNETH E	2	1,500	0	0	1,500
HAYES, HARRY W	3	93,350	0	0	93,350
HEIL, TIMOTHY G	0	0	1	44,000	44,000
HEIM, NOEL A	0	0	1	4,750	4,750
HENDRICK JR, RONALD L	2	33,442	1	150	33,592

PRINCIPAL INVESTIGATOR	PRINCIPAL INVESTIGATOR		CO-INVESTIGATOR		TOTAL
	COUNT	FUNDED AMT	COUNT	FUNDED AMT	FUNDED AMT
HENDRIX, PAUL F	2	132,001	0	0	132,001
HENSLEY, S FRANCES	0	0	1	368,750	368,750
HERMANOWICZ, JOSEPH C	1	10,022	0	0	10,022
HERNANDEZ-DIVERS, STEPHEN J	1	2,400	0	0	2,400
HERREN, RAY V	2	53,570	0	0	53,570
HERSONSKY, SA AR	0	0	1	5,557	5,557
HEUSNER, GARY L	0	0	1	949	949
HICKEY, DANIEL T	0	-124,266	0	0	-124,266
HILL, GARY MARTIN	0	0	2	20,105	20,105
HILL, JANETTE R	1	9,508	0	0	9,508
HILL, MARILYN	1	2,400	0	0	2,400
HILL, MARY LOUISE	1	175,000	0	0	175,000
HILL, NICHOLAS S	4	15,012	0	0	15,012
HILL, ROBERT J	0	0	1	2,500	2,500
HILL, ROGER BRIAN	0	0	1	48,966	48,966
HINES II, MURRAY E	0	0	1	6,066	6,066
HINKLE, NANCY C	3	32,143	0	0	32,143
HINTON, THOMAS G	2	127,958	1	1,136	129,094
HODGE, THOMAS	1	287,500	0	0	287,500
HOENIG, MARGARETHE E	1	27,113	0	0	27,113
HOFACRE, CHARLES L	1	32,288	2	113,125	145,413
HOFFER, CHARLES W	1	20,000	0	0	20,000
HOGAN, ROBERT JEFF	3	411,321	0	0	411,321
HOGE, JOHN	2	94,070	0	0	94,070
HOHMANN, ANDREA G	2	10,936	0	0	10,936
HOLBROOK, C C	2	18,000	1	1,500	19,500
HOLBROOK, LANGFORD	1	203,500	0	0	203,500
HOLLAND, STEVEN M	1	250	0	0	250
HOLLAND, THOMAS P	1	-253	0	0	-253
HOLLIBAUGH, JAMES T	4	243,452	0	0	243,452
HOLLOWAY, STEVEN R	1	10,236	2	49,372	59,608
HOLMES, JAMES R	0	0	1	23,684	23,684
HONDALUS, MARY K	3	450,979	0	0	450,979
HOOGENBOOM, GERRIT	10	469,454	1	6,800	476,254
HOOK, JAMES E	1	58,018	0	0	58,018
HORNE, ARTHUR M	1	62,806	2	465,000	527,806
HORTON, DAN L	3	109,000	0	0	109,000
HORTON, GERALD T	3	11,602	0	0	11,602
HOWERTH, ELIZABETH W	0	0	3	61,298	61,298
HOYT, ROBERT E	3	6,192	0	0	6,192
HUA, GANG	3	480	0	0	480
HUANG, CHUNG-LIANG	1	20,000	0	0	20,000
HUANG, GUOZHONG	0	0	1	99,975	99,975
HUANG, YAO-WEN	1	3,750	0	0	3,750
HUBBARD, WILLIAM G	9	385,646	2	29,503	415,149
HUBBELL, STEPHEN P	4	159,713	1	20,154	179,867
HUDSON III, WILLIAM G	2	19,500	0	0	19,500
HUMPHREYS, JEFFREY MATTHEW	4	80,518	0	0	80,518
HUNG, YEN-CON	5	22,700	3	43,034	65,734
HUNTER, MARK D	0	0	1	53,644	53,644
HURLEY, DAVID JOHN	3	55,507	1	66,910	122,417
HUSEMAN, RICHARD C	1	27,489	0	0	27,489
HUSSEY, RICHARD S	6	410,799	0	0	410,799

PRINCIPAL INVESTIGATOR	PRINCIPAL INVESTIGATOR		CO-INVESTIGATOR		TOTAL FUNDED AMT
	COUNT	FUNDED AMT	COUNT	FUNDED AMT	
INSOCE, JOHN C	4	50,000	0	0	50,000
IRWIN, KRISTEN MARK	0	0	2	30,903	30,903
IVARIE, ROBERT D	2	64,187	0	0	64,187
IZADI, ELHAM	1	35,746	0	0	35,746
IZLAR, ROBERT LEE	1	143,411	0	0	143,411
JACKSON JR, THOMAS H	12	97,315	0	0	97,315
JACKSON, BEN D	4	10,500	0	0	10,500
JACKSON, C RHETT	1	28,139	1	5,032	33,171
JACKWOOD, MARK W	0	0	2	63,292	63,292
JACOBS, JAMES L	0	0	1	1,650	1,650
JAGOE, CHARLES H	1	20,000	0	0	20,000
JARRARD JR, MARK	0	0	2	12,250	12,250
JASO-FRIEDMANN, LILIANA	1	150,000	0	0	150,000
JAWORSKI, ALAN J	1	10,530	0	0	10,530
JENKINS, TRACIE M	1	10,000	0	0	10,000
JENNINGS, CECIL A	7	328,389	3	36,843	365,232
JOHNSON III, WILEY C	0	0	1	3,300	3,300
JOHNSON, J AARON	1	5,443	3	108,536	113,979
JOHNSON, JERRY W	7	151,262	0	0	151,262
JOHNSON, MARY ANN	6	234,388	2	319,376	553,764
JOHNSON, MICHAEL K	1	235,741	1	134,757	370,498
JONES, KAREN H	1	93,719	0	0	93,719
JONES, LAWRENCE F	1	1,539,000	0	0	1,539,000
JONES, SCOTT A	3	127,576	1	23,684	151,260
JONES, TONIA	3	829,164	0	0	829,164
JORDAN, E LANIER	1	155,000	0	0	155,000
JORDAN, JEFFREY L	2	3,539,276	0	0	3,539,276
JORDAN, THOMAS ROBERT	0	0	4	129,955	129,955
JOST, PHILIP H	8	110,100	2	6,060	116,160
JOYE, SAMANTHA B	5	705,163	2	71,047	776,210
JURAT FUENTES, JUAN LUIS	3	320	0	0	320
KALIVODA, KAREN S	1	40,386	0	0	40,386
KAMPHAUS, RANDY W	2	941,141	0	0	941,141
KANDASAMY, MUTHUGAPATTI K	2	6	0	0	6
KANEMASU, EDWARD T	4	102,606	0	0	102,606
KAPLAN, RAY MATTHEW	3	75,478	1	84,448	159,926
KARLS, ANNA CECILIA	1	29,677	0	0	29,677
KARLS, RUSSELL KENNETH	0	0	2	48,847	48,847
KARNOK, KEITH J	4	50,201	0	0	50,201
KASTNER, JAMES R	1	24,528	2	75,018	99,546
KAZEZ, WILLIAM H	1	5,726	0	0	5,726
KEEL, M KEVIN	1	59,196	4	203,842	263,038
KEITH, CHARLES H	0	0	1	72,864	72,864
KELLEY, WILLIAM T	3	108,981	0	0	108,981
KEMERAIT JR, ROBERT C	11	123,364	8	93,450	216,814
KENNEDY, GILES W	7	318,198	0	0	318,198
KERO, KATHY L	0	0	1	13,035	13,035
KERR, WILLIAM L	1	165,600	4	68,621	234,221
KHERSONSKY, JULIA A	3	188,335	0	0	188,335
KHRIPUNOV, IGOR	7	152,276	0	0	152,276
KILPATRICK, JEREMY	0	0	1	694,941	694,941
KINDER, JACQUELYN S	1	2,323	0	0	2,323
KING, CHRISTOPHER SIMON	1	951	1	195,510	196,461

PRINCIPAL INVESTIGATOR	PRINCIPAL INVESTIGATOR		CO-INVESTIGATOR		TOTAL FUNDED AMT
	COUNT	FUNDED AMT	COUNT	FUNDED AMT	
KIPREOS, EDWARD T	1	184,000	0	0	184,000
KISAALITA, WILLIAM S	1	104,451	0	0	104,451
KISSEL, DAVID E	1	5,400	0	0	5,400
KISSINGER, JESSICA	3	338,016	0	0	338,016
KLEIBER, PAMELA B	2	27,050	0	0	27,050
KLEVEN, STANLEY H	7	107,667	0	0	107,667
KLOEPPEL, BRIAN D	0	0	3	928,000	928,000
KNAPP, STEVEN J	6	611,597	0	0	611,597
KNAUFT, DAVID ALAN	8	258,715	0	0	258,715
KNUDSEN, HANNAH KATHRYN	1	2,797	0	0	2,797
KOCHERT, GARY D	1	0	0	0	0
KOCHUT, BEATA D	0	0	2	22,500	22,500
KOCHUT, KRZYSZTOF J	0	0	2	51,000	51,000
KOGAN, STEVEN MILES	1	164,610	0	0	164,610
KOLOMER, STACEY R	0	-900,000	0	0	-900,000
KRAMER, ELIZABETH A	5	334,121	1	19,500	353,621
KRAUSE, DUNCAN C	3	297,482	0	0	297,482
KRETZSCHMAR JR, WILLIAM A	2	24,879	0	0	24,879
KREWER, GERARD W	4	21,950	0	0	21,950
KROPF, NANCY P	2	20,527	0	0	20,527
KRUNKOSKY, THOMAS M	4	23,202	1	150	23,352
KUHNERT, KARL W	5	78,907	0	0	78,907
KUJAWA, JONATHAN	1	2,000	0	0	2,000
KUNDELL, JAMES E	1	5,054	0	0	5,054
KUSHNER, SIDNEY R	1	331,200	0	0	331,200
KVIEN, CRAIG K	7	235,313	3	207,631	442,943
KWASS, MICHAEL A	1	40,000	0	0	40,000
KWONG, WINGHAN JACQUELINE	1	30,000	0	0	30,000
LACY, MICHAEL P	4	25,567	0	0	25,567
LACY, RICHARD CURTIS	3	70,286	1	3,750	74,036
LAFAYETTE, PETER R	0	0	1	84,779	84,779
LAHAIE, BRIAN J	1	8,000	0	0	8,000
LAI, MING-JUN	1	65,128	0	0	65,128
LANCE, CHARLES E	0	0	1	56,710	56,710
LANDAU, DAVID P	4	223,194	0	0	223,194
LANDRUM, THOMAS S	1	400	0	0	400
LANDRY JR, GILBERT W	1	169,306	0	0	169,306
LANGONE JR, JOHN	3	495,561	0	0	495,561
LANGONE, CHRISTINE A	1	70,568	0	0	70,568
LANGSTON JR, DAVID B	9	177,025	1	-480	176,545
LANIER, LANNIE LOVETT	8	124,745	0	0	124,745
LANZILOTTA, WILLIAM N	2	135,000	0	0	135,000
LARISCY, RUTH ANN	1	1,000	0	0	1,000
LASTRAPES, WILLIAM D	3	5,303	0	0	5,303
LATIMER, KENNETH S	10	3,769	0	0	3,769
LAUDERDALE, JAMES D	1	50,000	1	72,864	122,864
LAUTH, THOMAS P	2	6,894	0	0	6,894
LAW, S EDWARD	3	54,492	0	0	54,492
LAWRENCE, THOMAS M	0	0	1	950	950
LECLERC, MONIQUE Y	4	411,589	0	0	411,589
LEDBETTER, JAMES G	3	590,085	0	0	590,085
LEE, DWIGHT R	1	23,812	0	0	23,812
LEE, MARGIE D	0	0	1	30,000	30,000

PRINCIPAL INVESTIGATOR	PRINCIPAL INVESTIGATOR		CO-INVESTIGATOR		TOTAL
	COUNT	FUNDED AMT	COUNT	FUNDED AMT	FUNDED AMT
LEE, R DEWEY	3	69,000	1	4,800	73,800
LEE, R. DEWEY	2	40,700	0	0	40,700
LEIGH, DAVID S	1	17,000	0	0	17,000
LEIGH, THOMAS W	1	70,848	0	0	70,848
LENTS, CLAY A	1	106,524	0	0	106,524
LEROY, BRUCE E	1	60,652	0	0	60,652
LEWIS III, A JEFFERSON	16	126,566	0	0	126,566
LIPP, ERIN K	1	12,515	0	0	12,515
LITTLE, SUSAN D	5	1,075,480	0	0	1,075,480
LITTLE, SUSAN E	0	-51,520	0	0	-51,520
LOCKHART, LETTIE L	1	1,575,377	0	0	1,575,377
LOGAN JR, HENRY H	95	54,192	0	0	54,192
LOVELL, C A KNOX	1	50,655	0	0	50,655
LOWE, DONALD ROBERT	4	33,147	0	0	33,147
LUSK, MARK W	2	6,718	0	0	6,718
LYDA, FREDERICK M	1	3,000	0	0	3,000
LYNCH, RICHARD L	1	139,930	0	0	139,930
MACE JR, ARNETT C	23	770,485	0	0	770,485
MADDEN, MARGUERITE	6	205,433	1	15,981	221,413
MAERZ III, JOHN CHARLES	1	39,312	0	0	39,312
MAGNANI, LORIS ALBERTO	1	45,202	0	0	45,202
MAHAFFEY, EDWARD A	6	10,188	0	0	10,188
MAIER, ROBERT J	3	301,547	0	0	301,547
MAJETICH, GEORGE F	2	143,000	0	0	143,000
MALMBERG, RUSSELL L	0	0	1	69,766	69,766
MANLEY, NANCY R	3	744,491	0	0	744,491
MARABLE, AMANDA B	1	63,000	0	0	63,000
MARABLE, F GEORGE	2	98,799	0	0	98,799
MARABLE, NINA	1	0	0	0	0
MARKEWITZ, DANIEL	3	136,995	0	0	136,995
MARLOWE, JULIA	1	28,896	0	0	28,896
MARSH, JOAN E	22	671,423	0	0	671,423
MARSHALL, JAMES D	0	0	1	5,000	5,000
MARTINEZ-ESPINOZA, ALFREDO D	2	3,200	0	0	3,200
MATIC, GORDANA	1	4,646	1	5,557	10,203
MATTHEWS, D ERIC	12	376,411	0	0	376,411
MAURER, JOHN J	2	799,500	1	32,288	831,788
MAURICIO, RODNEY	1	41,031	0	0	41,031
MAY, OSCAR LLOYD	0	-25,000	0	0	-25,000
MCARTHUR, J VAUN	1	12,236	0	0	12,236
MCCALL, JOHN W	3	413,217	0	0	413,217
MCCASKILL, BARBARA	0	0	1	251,271	251,271
MCDONALD, JOHN F	1	0	0	0	0
MCDUGALD, LARRY R	6	100,000	1	24,125	124,125
MCDOWELL, JENNIFER E	1	124,467	0	0	124,467
MCEACHERN, MICHAEL J	0	0	1	69,766	69,766
MCGRAW, ROYAL A	4	5,741	0	0	5,741
MCHUGH, JOSEPH V	3	33,039	0	0	33,039
MCKINNEY, ELIZABETH COHEN	2	6	0	0	6
MCKISSICK, JOHN C	0	0	1	7,981	7,981
MCNULTY, THOMAS L	0	0	2	49,372	49,372
MCPHERSON, ROBERT M	6	39,075	3	18,988	58,063
MCRAE, ERIC ANDREW	4	660,278	0	0	660,278

PRINCIPAL INVESTIGATOR	PRINCIPAL INVESTIGATOR		CO-INVESTIGATOR		TOTAL FUNDED AMT
	COUNT	FUNDED AMT	COUNT	FUNDED AMT	
MCWATTERS, SUSAN K	1	8,750	1	9,947	18,697
MEAD, DANIEL G	1	189,000	5	242,721	431,721
MEAGHER, RICHARD B	8	642,882	0	0	642,882
MEENTEMEYER, VERNON	1	0	0	0	0
MEILE, CHRISTOF D	1	46,697	0	0	46,697
MENGAK, MICHAEL THOMAS	2	12,974	0	0	12,974
MERKA, WILLIAM C	0	0	2	12,325	12,325
MERKLE, SCOTT A	5	226,734	0	0	226,734
MEWBORN, DENISE S	1	99,519	0	-49,476	50,043
MEWBOURN, DENISE	0	0	0	-24,738	-24,738
MEYERS, J MICHAEL	1	32,782	0	0	32,782
MIDDLEBROOKS, CAROLE	2	217,800	0	0	217,800
MILLER, DORIS MARIE	11	1,536,239	1	120,334	1,656,572
MILLER, JOHN A	0	0	2	30,000	30,000
MILLER, KARL V	7	202,179	1	22,080	224,259
MILLER, LLOYD STEPHEN	0	0	1	56,710	56,710
MILLER, PATRICIA	2	12,500	1	8,407	20,907
MILLER, WILLIAM LYNN	13	87,297	0	0	87,297
MILLER, WILLIAM P	1	17,681	0	0	17,681
MISZTAL, IGNACY	3	111,460	1	75,000	186,460
MITCHELL, ELAINE K	5	138,772	0	0	138,772
MITCHELL, NICOLE F	2	39,250	0	0	39,250
MOHNEN, DEBRA	2	123,424	0	0	123,424
MOMANY, CORY	2	96,000	1	4,750	100,750
MOMANY, MICHELLE	1	10,325	0	0	10,325
MONAHAN, JENNIFER L	0	0	2	147,285	147,285
MOORE, J MICHAEL	6	60,550	0	0	60,550
MOORE, JAMES N	7	67,264	2	15,108	82,372
MOORE, JULIE A	0	0	1	23,751	23,751
MOORE, PHILLIP A	0	0	1	7,155	7,155
MOORHEAD, DAVID J	0	0	2	25,948	25,948
MORAN, MARY A	6	186,397	0	0	186,397
MOREHEAD, JERE W	4	20,635	0	0	20,635
MOREMEN, KELLEY W	2	520,209	1	286,042	806,251
MORENO, SILVIA NJ	3	521,250	0	0	521,250
MORPHEW, CHRISTOPHER C	1	53,200	0	0	53,200
MORRIS, LAWRENCE A	2	15,709	0	0	15,709
MORRISON, DARREL	1	20,907	0	0	20,907
MOSHI, LIOBA	3	301,429	0	0	301,429
MOSS, JOAN KOONCE	0	0	1	1,694	1,694
MOTE, THOMAS L	2	83,343	0	0	83,343
MRAZEK, JAN	1	73,000	0	0	73,000
MUELLER, P O ERIC	0	0	1	5,000	5,000
MULLINS, BRANDY S	0	0	1	90,000	90,000
MULLIS, REBECCA MCNEILL	2	305,000	0	0	305,000
MURPHY, TIMOTHY R	11	121,188	1	84,653	205,841
MURRAY, THOMAS F	2	191,762	2	33,792	225,554
MURRY, VELMA MCBRIDE	0	0	10	1,318,637	1,318,637
MUSTARD, DAVID B	0	0	1	67,625	67,625
NACKERUD, LARRY G	4	120,456	0	0	120,456
NAEHER, LUKE PETER	4	72,720	1	12,500	85,220
NAIR, VASU	6	655,722	0	0	655,722
NAIRN III, CAMPBELL JOSEPH	3	71,208	1	62,923	134,130

PRINCIPAL INVESTIGATOR	PRINCIPAL INVESTIGATOR		CO-INVESTIGATOR		TOTAL FUNDED AMT
	COUNT	FUNDED AMT	COUNT	FUNDED AMT	
NARAYAN, PREMA	1	211,968	0	0	211,968
NATHANI, SUNEETI	1	93,273	0	0	93,273
NAZAREA, VIRGINIA D	0	0	1	22,425	22,425
NEAL, ANDREW L	1	113,680	2	238,334	352,014
NEIDLE, ELLEN LEE	1	264,593	0	0	264,593
NESBIT, RYAN A	2	1,678,381	0	0	1,678,381
NESMITH, D SCOTT	3	48,500	0	0	48,500
NESTOR, ROBERT I	8	5,499	0	0	5,499
NEUHARTH-PRITCHETT, STACEY	1	12,375	0	0	12,375
NEWCOMB, HORACE	3	-283	0	0	-283
NEWMAN, DAVID H	1	657	0	0	657
NEWTON, GEORGE LARRY	2	121	1	70,633	70,754
NIBBELINK, NATHAN PAUL	3	44,731	0	0	44,731
NICKERSON, STEPHEN C	5	29,269	0	0	29,269
NICKOLS, SHARON YVONNE	17	138,494	0	0	138,494
NIEMI JR, ALBERT W	5	120,633	0	0	120,633
NISCHWITZ, CLAUDIA	0	0	1	1,000	1,000
NIST, SHERRIE	2	301,889	1	183,223	485,112
NOAKES, JOHN E	0	0	1	94,767	94,767
NOBLET, RAYMOND	10	622,166	1	31,500	653,666
NOE, JAMES P	1	9,000	0	0	9,000
NZENGUNG, VALENTINE ASONGU	1	13,000	0	0	13,000
OBRIEN, COLLEEN MARIE	0	0	1	10,513	10,513
OCONNOR, PATRICK J	2	390,035	0	0	390,035
OETTING, RONALD D	2	15,000	0	0	15,000
OIE, SVEIN	1	35,287	0	0	35,287
OLIVER, J STEVE	0	0	2	223,715	223,715
OLIVER, JENNY P	0	0	1	9,508	9,508
OLMAN, VICTOR	1	50,000	0	0	50,000
OLOONEY JR, JOHN A	2	66,629	0	0	66,629
OLSEN, MARGARET M	0	0	1	28,580	28,580
OLSON, REBECCA M	3	0	1	129,368	129,368
ONEILL, MALCOLM	0	0	1	195,510	195,510
OREY III, MICHAEL A	1	92,666	0	0	92,666
ORLANDO, RONALD C	0	0	2	420,749	420,749
ORPINAS, PAMELA LORETO	2	465,000	1	61,546	526,546
ORR, PATSY M	18	7,717,286	0	0	7,717,286
ORRILL, CHANDRA	2	34,094	0	0	34,094
ORRILL, CHANDRA H	2	198,696	0	0	198,696
ORTEGA, YNES ROSA	0	0	1	36,577	36,577
OSORIO, RICHARD E	0	0	0	-2,119	-2,119
OZIAS-AKINS, PEGGY	5	553,381	1	1,500	554,881
PADILLA, MICHAEL J	7	3,568,516	0	0	3,568,516
PAISLEY, PAMELA O	1	2	0	0	2
PALARDY, GREGORY J	1	34,988	0	0	34,988
PALMER, LANCE	1	1,694	0	0	1,694
PARK, HAN S	1	5,000	0	0	5,000
PARKER, KATHLEEN C	1	33,000	0	0	33,000
PARROTT, WAYNE ALLEN	4	305,916	4	801,783	1,107,698
PATEL, GORDHAN L	7	17,830	0	0	17,830
PATERSON, ANDREW H	20	1,520,226	4	63,168	1,583,394
PAYNE, KAREN A	3	107,953	0	0	107,953
PAZ, JOEL O	1	8,500	4	37,000	45,500

PRINCIPAL INVESTIGATOR	PRINCIPAL INVESTIGATOR		CO-INVESTIGATOR		TOTAL FUNDED AMT
	COUNT	FUNDED AMT	COUNT	FUNDED AMT	
PENCE, MELVIN E	3	102,945	0	0	102,945
PENCE, SHELLEY HOOKS	3	121,038	0	0	121,038
PERRI III, MATTHEW	3	21,000	0	0	21,000
PERRY, CALVIN	0	0	1	6,000	6,000
PERRY, CALVIN DEVON	2	25,000	1	5,200	30,200
PESTI, DENISE A	4	637	0	0	637
PESTI, GENE M	1	3,405	0	0	3,405
PETERSON JR, DOUGLAS L	3	129,873	0	0	129,873
PETERSON, JAMES T	4	160,454	2	6,574	167,028
PETERSON, JOY	1	35,000	0	0	35,000
PETTIS, GRETCHEN V	0	0	1	40,500	40,500
PHELPS, ROSEMARY ELAINE	1	1,500	0	0	1,500
PHILLIPS, DANIEL V	8	88,782	0	0	88,782
PHILLIPS, ROBERT DIXON	2	52,343	3	81,500	133,843
PHILLIPS, ROBERT S	2	112,919	0	0	112,919
PIERCE, JAMES MICHAEL	8	1,770,908	0	0	1,770,908
POCKNEE, STUART	1	12,000	1	35,000	47,000
POON, LEONARD W	7	846,343	0	0	846,343
POPIK, VLADIMIR	3	362,156	0	0	362,156
PORTER, JAMES W	2	78,000	1	8,343	86,343
PORTERFIELD, RICHARD L	1	393,267	0	0	393,267
POTEMPA, JAN	0	0	1	122,629	122,629
POTTER, WILLIAM GRAY	19	331,094	0	0	331,094
POULSEN, ANNETTE B	4	82,942	0	0	82,942
POWELL, TIMOTHY B	0	0	1	251,271	251,271
POWER, ALAN J	2	107,084	1	12,507	119,591
PRATT, LEE H	1	8,708	1	5,686	14,394
PREISSLE, JUDITH	0	0	1	3,534	3,534
PRESTEGARD, JAMES	12	1,211,661	0	0	1,211,661
PRINGLE, CATHERINE M	4	170,358	0	0	170,358
PRINGLE, TIMOTHY D	5	44,864	0	0	44,864
PROMISLOW, DANIEL E L	2	233,384	0	0	233,384
PROSTKO, ERIC P	6	22,150	2	5,050	27,200
PRUSSIA, STANLEY E	1	-2,012	0	0	-2,012
PUCKETT, ELIZABETH ANN	2	1,500	0	0	1,500
PUETT, J DAVID	6	390,194	0	0	390,194
QUINLAN, SUSAN C	0	0	1	5,032	5,032
QUINN, FREDERICK DAVID	1	23,848	0	0	23,848
QUINN, WILLIAM H	0	0	3	466,579	466,579
QUIRK, CONSTANCE A	1	174,990	0	0	174,990
RAINS, GLEN C	1	146,668	0	0	146,668
RAMSAY, STEPHEN	1	11,806	0	0	11,806
RANDLE, WILLIAM M	4	110,000	0	0	110,000
RASMUSSEN, TODD CHRISTIAN	1	0	0	0	0
RAWLINGS, CLARENCE A	1	7,826	0	0	7,826
RAWLS, RAYTHEON M	2	477,750	0	0	477,750
RAWSON JR, MAC V	11	1,333,915	0	0	1,333,915
RAYMER, PAUL L	5	141,583	1	84,653	226,236
RAZOR, JACK E	2	67,509	0	0	67,509
REAVES, RICHARD D	1	580,673	0	0	580,673
REBER, ADRIAN J	0	0	1	12,563	12,563
RECESSO, ARTHUR M	2	373,773	1	162,434	536,207
REEVES, DAVID E	2	387,944	0	0	387,944

PRINCIPAL INVESTIGATOR	PRINCIPAL INVESTIGATOR		CO-INVESTIGATOR		TOTAL FUNDED AMT
	COUNT	FUNDED AMT	COUNT	FUNDED AMT	
REEVES, PATRICIA M	0	0	2	465,000	465,000
REEVES, THOMAS C	1	55,976	0	0	55,976
REKAYA, ROMDHANE	1	149,558	1	10,000	159,558
RESURRECCION, ANNA V A	0	0	1	127,500	127,500
RHOADES, ROBERT E	4	85,425	1	51,000	136,425
RICHMOND, FARLEY P	2	95,984	0	0	95,984
RIEGER, MARK W	2	9,850	0	0	9,850
RILEY, DAVID G	5	53,411	1	500	53,911
RISSE, LAWRENCE MARK	3	94,500	2	19,991	114,491
RITCHIE, BRANSON W	7	172,851	0	0	172,851
RITCHIE, GLEN LORIN	0	0	1	23,938	23,938
RITZ, CASEY W	1	6,000	1	5,000	11,000
ROBACKER, CAROL D	1	40,000	0	0	40,000
ROBERTS, DAVID D	2	54,228	0	0	54,228
ROBERTS, PHILLIP M	2	26,638	6	23,697	50,335
ROBERTS, ROYCE E	1	0	0	0	0
ROBERTS, WILLIAM A	4	138,903	0	0	138,903
ROBERTSON, THOMAS PHILLIP	1	138,000	0	0	138,000
ROBINSON, DAWN T	1	3,000	0	0	3,000
RODGERS, THOMAS F	1	5,000	0	0	5,000
ROHANI, PEJMAN	1	50,000	0	0	50,000
ROMAN, PAUL M	4	1,785,718	2	349,747	2,135,465
ROMANEK, CHRISTOPHER S	1	94,776	3	138,030	232,806
ROSEMOND, AMY DAUM	1	60,000	0	0	60,000
ROSENBAUM, GEROLD A	1	575	0	0	575
ROSSI, JOHNNY E	1	2,440	0	0	2,440
ROTHERMEL, BETSIE B	1	1,000	3	55,752	56,752
RUBERSON, JOHN R	7	59,131	2	26,638	85,769
RUBIN, DONALD L	2	48,907	2	98,190	147,097
RUCKER, KEITH S	0	0	1	3,000	3,000
RUMELY, ROBERT S	1	50,504	0	0	50,504
RUPURED, A MICHAEL	0	-222,243	0	0	-222,243
RUSSELL, JOHN THOMAS	8	546,837	0	0	546,837
RUSSELL, SCOTT M	7	19,350	0	0	19,350
RUTER, JOHN M	3	36,000	0	0	36,000
RYLES JR, ROGER C	1	175,000	0	0	175,000
RYMES, BETSY R	1	351,413	0	0	351,413
SALIKI, JEREMIAH T	1	31,250	0	0	31,250
SANDERSON, SHERRY	1	39,105	0	0	39,105
SARMIENTO, FAUSTO O	1	8,348	0	0	8,348
SATTERWHITE, DWIGHT	2	61,392	0	0	61,392
SAX, DOV	1	115,000	0	0	115,000
SCANLON, MICHAEL J	5	2,249,116	0	0	2,249,116
SCHAEFER III, HENRY F	8	352,892	0	0	352,892
SCHEMP, PAUL G	6	11,100	0	0	11,100
SCHERM, HARALD W	4	18,025	1	3,500	21,525
SCHERZER, JAKOB	1	52,000	0	0	52,000
SCHIMLECK, LAURENCE ROBERT	1	52,000	1	35,000	87,000
SCHMIDT JR, WALTER K	2	155,200	0	0	155,200
SCHMIDT, EDITH S	5	3,758	0	0	3,758
SCHMIDT, GREGORY W	0	0	1	60,921	60,921
SCHMIDT, JOHN P	1	141,850	0	0	141,850
SCHRAMSKI, HOLLEY W	3	639,887	0	0	639,887

PRINCIPAL INVESTIGATOR	PRINCIPAL INVESTIGATOR		CO-INVESTIGATOR		TOTAL FUNDED AMT
	COUNT	FUNDED AMT	COUNT	FUNDED AMT	
SCHUTTLE, HEINZ-BERND	1	200	0	0	200
SCHWANENFLUGEL, PAULA J	1	260,909	0	0	260,909
SCHWEITZER, SARA HANNAH	3	40,911	0	0	40,911
SCONYERS, LAYLA E	0	0	1	3,750	3,750
SCOTT, DAVID E	0	0	1	4,950	4,950
SCOTT, KENNETH ALON	0	-47,302	0	0	-47,302
SCOTT, ROBERT A	5	334,780	0	0	334,780
SEAMAN, JOHN C	1	8,000	1	1,136	9,136
SELIGMAN, JASON SCOTT	1	183,320	0	0	183,320
SELLERS, HOLLY S	1	10,556	0	0	10,556
SELLERS, JACKIE	4	74,063	0	0	74,063
SHAMP, SCOTT A	1	40,000	0	0	40,000
SHARITZ, REBECCA R	3	82,991	0	0	82,991
SHAW, JUDITH D	3	40,500	0	0	40,500
SHELLMAN, STEPHEN M	2	14,500	0	0	14,500
SHELTON JR, JAMES LEON	0	0	1	23,695	23,695
SHELTON, ROBIN L	1	124,106	0	0	124,106
SHEN, PING	2	521,288	0	0	521,288
SHEPHERD, JAMES MARSHALL	1	55,518	0	0	55,518
SHEPHERD, JOHN GREENE	1	12,612	0	0	12,612
SHERWOOD, JOHN L	2	0	2	13,167	13,167
SHETH, AMIT P	6	303,875	0	0	303,875
SHETTERLEY, KAREN R	3	298,793	0	0	298,793
SHILLING, DONN G	7	340,839	0	0	340,839
SHIMKETS JR, LAWRENCE J	1	135,000	0	0	135,000
SHIVER, BARRY D	7	160,663	1	150	160,813
SHOREIBAH, MOHAMED G	1	1	0	0	1
SHULSTAD, ROBERT N	1	4,519,906	0	0	4,519,906
SHURLEY JR, WILLIAM D	1	12,850	1	6,250	19,100
SELKE, CATHERINE C	0	0	1	190,468	190,468
SIMONS, LESLIE GORDON	0	0	2	98,744	98,744
SIMONS, RONALD L	3	354,257	1	55,586	409,843
SINGH, RAKESH K	1	4,350	3	2,528	6,878
SINHA, ANUJ K	8	70,437	0	0	70,437
SIRY, JACEK PIOTR	1	74,990	0	0	74,990
SLAUGHTER, SHEILA	1	62,325	0	0	62,325
SMALLEY, TIMOTHY J	1	5,000	0	0	5,000
SMIT, CHRISTIAN J	1	10,000	0	0	10,000
SMITH, ANITA PAYNE	4	3,485	1	129,368	132,853
SMITH, ARCH D	5	489,569	1	7,000	496,569
SMITH, CLIFTON LEE	1	22,000	0	0	22,000
SMITH, E DANIEL	1	103,552	0	0	103,552
SMITH, GEOFFREY DOUGLAS	2	234,756	0	0	234,756
SMITH, JAMES C	1	869	0	0	869
SMITH, JOHN	0	0	1	31,322	31,322
SMITH, MARY ALICE	3	163,722	0	0	163,722
SMITH, NATHANIEL B	3	44,000	3	10,400	54,400
SMITH, SHAVANNOR MICHELLE	1	109,960	0	0	109,960
SNYDER, HAROLD E	15	646,926	0	0	646,926
SOLOSKI, JOHN R	8	1,731,478	0	0	1,731,478
SONON, LETICIA	0	0	2	6,400	6,400
SORNBORGER, ANDREW T	1	75,072	0	0	75,072
SPARKS JR, ALTON N	7	33,500	0	0	33,500

PRINCIPAL INVESTIGATOR	PRINCIPAL INVESTIGATOR		CO-INVESTIGATOR		TOTAL FUNDED AMT
	COUNT	FUNDED AMT	COUNT	FUNDED AMT	
SPARKS, BEVERLY	15	172,342	0	0	172,342
SPEARS, V GAYLE	1	48,750	0	0	48,750
SPRINGSTON, JEFFREY K	1	28,352	0	0	28,352
SPURGEON, EDWARD D	8	236,607	0	0	236,607
SRIVASTAVA, ANUPAM	1	100,000	0	0	100,000
STABB, ERIC V	4	224,990	0	0	224,990
STAFFORD, GEORGE E	1	0	0	0	0
STAKES, MARY E	3	29,945	0	0	29,945
STALLKNECHT, DAVID E	5	166,207	8	141,139	307,347
STAMMER, CHARLES H	1	17,037	0	0	17,037
STANCIL, PHILLIP C	2	181,535	0	0	181,535
STAUFF, WILLIAM J	2	11,350	0	0	11,350
STEGELIN, FORREST E	2	2,150	0	0	2,150
STEPHENS, JAMES	1	1,476	0	0	1,476
STEPHENS, JAMES E	31	3,655,756	0	0	3,655,756
STEPHENS, LESTER D	2	13,475	0	0	13,475
STEPHENSON, MICHAEL G	2	10,488	0	0	10,488
STEUER, RALPH E	1	51,857	0	0	51,857
STEVENSON, KATHERINE L	3	15,500	0	0	15,500
STICE, STEVEN L	4	359,072	0	0	359,072
STICKNEY, JOHN L	1	6,000	0	0	6,000
STOKES, GARNETT S	2	3,501	0	0	3,501
STONEMAN, ZOLINDA	16	2,246,096	0	0	2,246,096
STOOKSBURY, DAVID E	1	54,602	3	355,000	409,602
STRAND, MICHAEL R	2	539,425	0	0	539,425
STRIEPEN, BORIS	3	613,192	0	0	613,192
STRINGHAM, JAMES M	1	61,887	0	0	61,887
STROJAN, CARL L	1	1,136	0	0	1,136
STUFKEN, JOHN	2	1,207	0	0	1,207
SU, DONG-MING	0	-167,060	0	0	-167,060
SUMMERS, ANNE O	4	382,679	1	7,802	390,481
SUMNER, PAUL E	0	0	1	47,320	47,320
SUN, MING-YI	1	448,700	0	0	448,700
SUPAKORNDEJ, PRASIT	0	0	1	20,925	20,925
SWAN, WILLIAM W	1	49,603	0	0	49,603
SWEANEY, ANNE L	1	31,331	0	0	31,331
SWEENEY, JAMES MICHAEL	5	68,077	0	0	68,077
SZTAJN, PAOLA	2	177,101	0	0	177,101
TALARICO, SUSETTE M	2	1,410	1	67,625	69,035
TARLETON, RICK L	5	1,926,378	0	0	1,926,378
TASISTRO, ARMANDO S	0	0	1	4,000	4,000
TAYLOR, BARBARA E	1	76,973	0	0	76,973
TAYLOR, KATHRYN C	3	12,512	0	0	12,512
TERNS, MICHAEL P	4	460,356	0	0	460,356
TERNS, REBECCA	1	60,000	4	412,075	472,075
TERRY JR, ALVIN V	2	-31,009	0	0	-31,009
THOMAS, KECIA M	1	4,000	1	9,508	13,508
THOMPSON, KATHERINE F	0	0	1	11,000	11,000
THOMPSON, SIDNEY A	3	19,372	2	51,466	70,838
THREADGILL, ERNEST DALE	12	24,348	0	0	24,348
TIEMEYER, MICHAEL	1	276,340	1	22,627	298,967
TILBURG, CHARLES EDWARD	1	39,001	0	0	39,001
TINSLEY, KAREN LEE	3	30,645	0	0	30,645

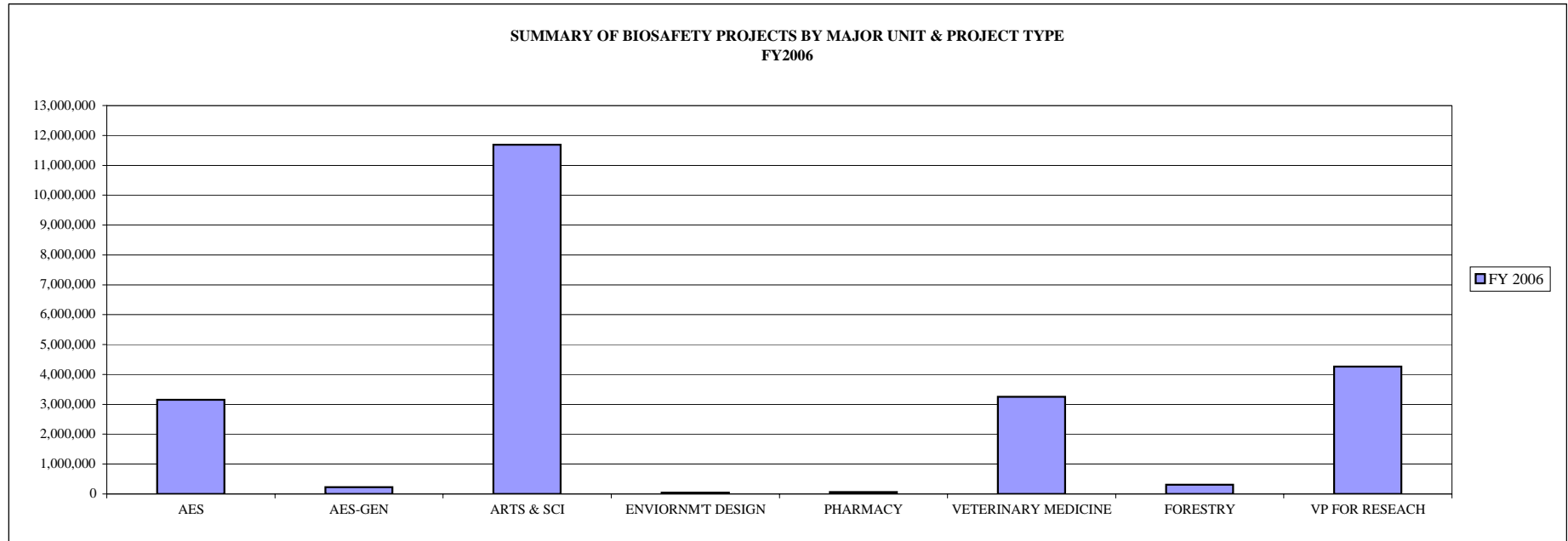
PRINCIPAL INVESTIGATOR	PRINCIPAL INVESTIGATOR		CO-INVESTIGATOR		TOTAL
	COUNT	FUNDED AMT	COUNT	FUNDED AMT	FUNDED AMT
TOBIN, COURTNEY R	0	0	1	123,625	123,625
TODD, JAMES W	3	60,700	1	25,500	86,200
TOLBERT, PAULA C	9	389,739	0	0	389,739
TOLEDO, ROMEO T	4	47,610	0	0	47,610
TOLLNER, ERNEST WILLIAM	1	11,000	0	0	11,000
TOMA, J DOUGLAS	3	261,741	0	0	261,741
TOMPKINS, STEPHEN M	1	75,000	0	0	75,000
TOMPOROWSKI, PHILLIP D	2	82,659	1	21,592	104,252
TORRANCE, REID LARRY	0	0	1	1,000	1,000
TORRES-VELEZ, FERNANDO	1	81,165	1	14,310	95,475
TORRES, MANUEL JOHN	1	5,000	0	0	5,000
TRAVIS, JAMES	1	122,629	0	0	122,629
TRIESCHMANN, JAMES S	1	46,116	0	0	46,116
TRIPP, RALPH A	1	16,065	0	0	16,065
TUBERVILLE, TRACEY D	0	0	2	26,750	26,750
TUCKER, BRAM TANGE	1	9,375	0	0	9,375
TYSON, ANTHONY WILLIE	2	0	0	0	0
ULLRICH, SUSANNE	1	35,000	0	0	35,000
URBAUER, JEFFREY L	3	175,411	2	129,435	304,846
VALENTINE, THOMAS	1	322,831	0	0	322,831
VAN IERSEL, MARC W	1	2,750	0	0	2,750
VANDENPLAS, MICHEL LOUIS	1	5,686	1	46,000	51,686
VANDER STRAETEN, SARA SHAW	2	41,766	0	0	41,766
VARELA, ANDREA SOARES	1	79,454	0	0	79,454
VAZQUEZ, VICTORIA MARIA	0	0	1	1,000	1,000
VELLIDIS, GEORGE	9	718,440	2	97,813	816,253
VENCILL, WILLIAM K	4	63,000	0	0	63,000
VENDRELL, PAUL F	0	0	1	5,400	5,400
VERBRUGGE, JAMES A	1	0	0	0	0
VERMA, BRAHM P	3	8,885	0	0	8,885
VILLEGAS, PEDRO N	4	6,023	0	0	6,023
VLAD, TUDOR	0	0	1	12,037	12,037
WADE, GARY L	1	1,500	0	0	1,500
WAGNER, JOHN J	1	143,741	0	0	143,741
WALCOTT, RONALD R	4	133,500	1	1,700	135,200
WALKER, DAVID R	0	0	1	10,000	10,000
WALKER, RANDAL L	6	113,611	2	11,898	125,509
WALLACE, JAMES B	0	0	2	40,000	40,000
WALLINGA, CHARLOTTE R	2	97,595	2	151,854	249,449
WALSER, MARY LUE	2	29,900	0	0	29,900
WALTZ JR, FREDDIE CLINTON	8	78,032	0	0	78,032
WANG, BI-CHENG	18	5,935,509	2	10,617	5,946,126
WARD, CYNTHIA R	3	78,502	0	0	78,502
WARES, JOHN P	1	8,280	0	0	8,280
WARREN, ROBERT JOE	0	0	2	41,173	41,173
WARRENFELTZ, SUSANNE	1	49,500	0	0	49,500
WATKINS, KAREN E	1	7,136	0	0	7,136
WEAVER, JACE	1	8,000	0	0	8,000
WEBSTER, A BRUCE	1	14,982	0	0	14,982
WEBSTER, THEODORE M	0	0	1	4,250	4,250
WEINSTEIN, WILLIAM	0	0	1	2,400	2,400
WELCH, ROY ALLEN	1	0	0	0	0
WELLS, PHYLLIS C	6	28,563	0	0	28,563

PRINCIPAL INVESTIGATOR	PRINCIPAL INVESTIGATOR		CO-INVESTIGATOR		TOTAL FUNDED AMT
	COUNT	FUNDED AMT	COUNT	FUNDED AMT	
WELLS, ROBERT LANCE	3	160,255	0	0	160,255
WEST, JOE WILLIAMSON	3	52,260	1	3,750	56,010
WEST, LARRY T	2	52,446	0	0	52,446
WEST, LYNDON MICHAEL	2	205,000	0	0	205,000
WETZSTEIN, HAZEL Y	3	63,650	0	0	63,650
WHITE, CATHERINE A	0	0	2	10,615	10,615
WHITE, FREDDIE C	2	7,000	0	0	7,000
WHITE, REBECCA H	2	0	0	0	0
WHITE, SUSAN L	0	0	2	50,963	50,963
WHITMAN, WILLIAM B	3	577,181	2	132,560	709,741
WIARDA, HOWARD J	1	2,000	0	0	2,000
WICKER, LOUISE	1	800	1	55,200	56,000
WICKLEIN, ROBERT C	1	48,966	0	0	48,966
WIEGEL, JUERGEN KW	3	69,736	1	43,822	113,558
WIGGINS, JOHN R	1	0	0	0	0
WILL JR, RODNEY EDWARD	0	-11,894	1	150	-11,744
WILLIAMS-WOODWARD, JEAN	7	190,426	0	0	190,426
WILLIAMS, ANNE	2	30,947	0	0	30,947
WILLIAMS, DAVID SALTER	2	2,160	0	0	2,160
WILLIAMS, EARL JAY	0	0	3	16,950	16,950
WILLIAMS, JOHN MARK	3	60,210	0	0	60,210
WILLIAMS, JONATHAN H	1	1,989,000	0	0	1,989,000
WILLIAMS, MARK A	0	0	1	87,500	87,500
WILLIAMS, PHILLIP L	2	47,049	0	0	47,049
WILLIAMS, SCOTT T	1	913	0	0	913
WILLIAMSON, GAIL M	1	453,682	0	0	453,682
WILLIS, JUDITH H	1	287,482	0	0	287,482
WILSON JR, DAVID MERL	0	0	1	51,000	51,000
WILSON, GRACE HEATHER	0	0	1	570	570
WILSON, JAMES W	0	0	1	463,294	463,294
WILSON, MARK G	2	23,420	3	265,563	288,983
WILSON, PATRICIA A	1	1,158,235	0	0	1,158,235
WIMBERLY, MICHAEL C	0	-52,055	1	17,100	-34,955
WINDAL, FLOYD W	1	42,942	0	0	42,942
WINN, RICHARD N	4	139,650	0	0	139,650
WINSTON-HOWELL, ROUSSALIND L	0	0	1	425,473	425,473
WOLFE, KENT LEE	0	0	1	12,760	12,760
WOLFERT, MARGARETHA	0	0	2	3,379	3,379
WOODS, ROBERT J	1	215,611	1	286,042	501,653
WORLEY, JOHN W	1	70,000	1	2,500	72,500
WRIGHT, ELIZABETH R	1	11,163	0	0	11,163
XU, YING	3	346,715	0	0	346,715
YABSLEY, MICHAEL JOHN	1	210,188	6	191,200	401,387
YANG, CHARLES Q	1	25,000	0	0	25,000
YE, ZHENG-HUA	1	110,000	0	0	110,000
YEN, WILLIAM M	1	54,203	0	0	54,203
YORK, WILLIAM S	0	0	1	195,510	195,510
YOUNGQUIST, JAMES LYSLE	1	42,000	0	0	42,000
ZABORSKY, VICTOR L	1	28,800	0	0	28,800
ZHANG, CHUANLUN	2	139,916	0	0	139,916
ZHAO, SHAYING	1	130,000	0	0	130,000
ZHAO, YIPING	2	370,917	0	0	370,917
ZIMDARS, RICHARD L	1	6,438	0	0	6,438

PRINCIPAL INVESTIGATOR	PRINCIPAL INVESTIGATOR		CO-INVESTIGATOR		TOTAL
	COUNT	FUNDED AMT	COUNT	FUNDED AMT	FUNDED AMT
ZINKHAN, GEORGE M	4	266,653	0	0	266,653
ZOMLEFER, WENDY B	3	29,964	0	0	29,964
TOTAL	2,924	182,333,469	600	28,093,687	210,427,152

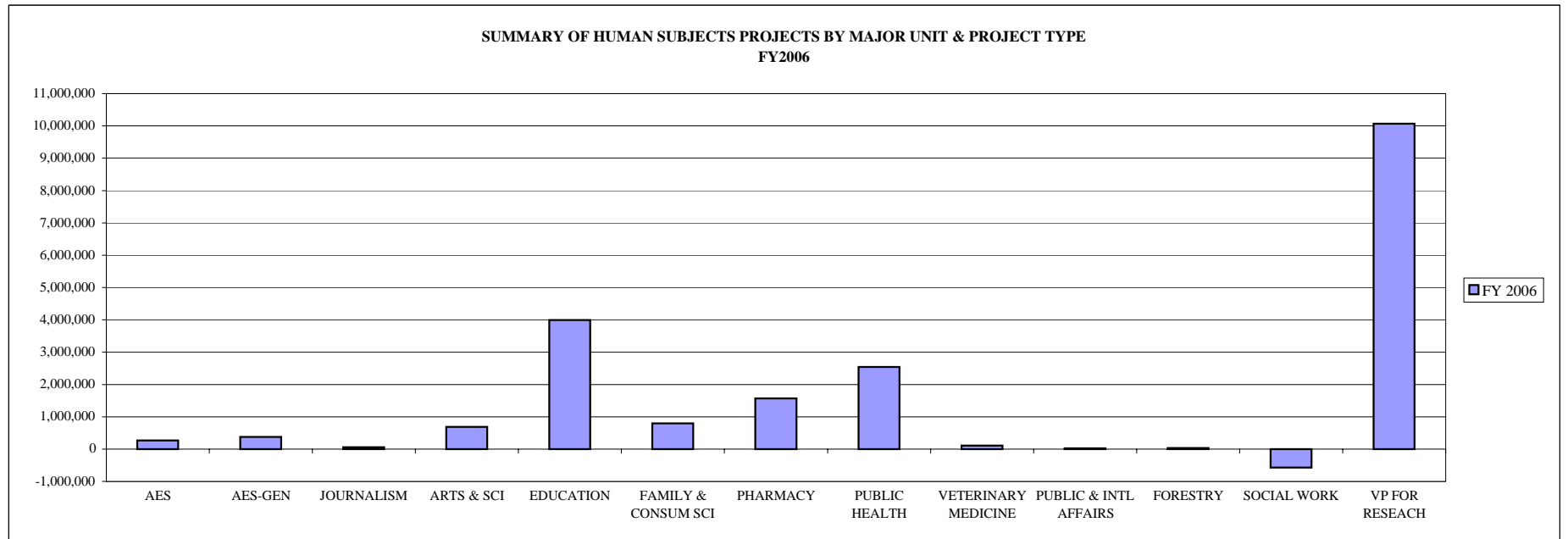
SUMMARY OF BIOSAFETY PROJECTS BY MAJOR UNIT & PROJECT TYPE
FY 2006

DEPARTMENT	GENERAL - RSCH		AGRICULTURE		INSTRUCTION		PUBLIC SERVICE		COOP EXTENSION		TOTAL	
	CNT	AMOUNT	CNT	AMOUNT	CNT	AMOUNT	CNT	AMOUNT	CNT	AMOUNT	CNT	AMOUNT
COLL OF AGRIC & ENV SCI - AES	0	0	26	3,152,477	0	0	0	0	0	0	26	3,152,477
COLL OF AGRIC & ENV SCI - GEN	3	231,580	0	0	0	0	0	0	0	0	3	231,580
COLLEGE OF ARTS & SCIENCES	49	11,407,357	1	284,275	0	0	0	0	0	0	50	11,691,632
COLLEGE OF ENVIRONMENT & DESIGN	1	41,107	0	0	0	0	0	0	0	0	1	41,107
COLLEGE OF PHARMACY	1	49,000	0	0	2	12,000	0	0	0	0	3	61,000
COLLEGE OF VETERINARY MEDICINE	14	3,048,534	0	0	0	0	1	199,768	0	0	15	3,248,302
SCHOOL OF FOREST RESOURCES	4	311,245	0	0	0	0	0	0	0	0	4	311,245
VP FOR RESEARCH UNITS	23	4,266,738	0	0	0	0	0	0	0	0	23	4,266,738
	95	19,355,561	27	3,436,752	2	12,000	1	199,768	0	0	125	23,004,081



SUMMARY OF HUMAN SUBJECTS PROJECTS BY MAJOR UNIT & PROJECT TYPE
FY 2006

DEPARTMENT	GENERAL - RSCH		AGRICULTURE		INSTRUCTION		PUBLIC SERVICE		COOP EXTENSION		TOTAL	
	CNT	AMOUNT	CNT	AMOUNT	CNT	AMOUNT	CNT	AMOUNT	CNT	AMOUNT	CNT	AMOUNT
COLL OF AGRIC & ENV SCI - AES	0	0	5	266,206	0	0	0	0	0	0	5	266,206
COLL OF AGRIC & ENV SCI - GEN	0	0	0	0	0	0	1	373,019	0	0	1	373,019
COLL OF JOURNALISM & MASS COMM	2	53,460	0	0	0	0	0	0	0	0	2	53,460
COLLEGE OF ARTS & SCIENCES	12	685,879	0	0	0	0	0	0	0	0	12	685,879
COLLEGE OF EDUCATION	15	2,801,982	0	0	1	1,157,255	1	36,262	0	0	17	3,995,499
COLLEGE OF FAMILY & CONSUM SCI	2	402,371	0	0	0	0	8	394,985	0	0	10	797,356
COLLEGE OF PHARMACY	3	1,569,865	0	0	0	0	0	0	0	0	3	1,569,865
COLLEGE OF PUBLIC HEALTH	4	2,448,430	0	0	0	0	1	92,500	0	0	5	2,540,930
COLLEGE OF VETERINARY MEDICINE	1	105,939	0	0	0	0	0	0	0	0	1	105,939
SCH OF PUBLIC & INTL AFFAIRS	1	21,000	0	0	0	0	0	0	0	0	1	21,000
SCHOOL OF FOREST RESOURCES	1	31,620	0	0	0	0	0	0	0	0	1	31,620
SCHOOL OF SOCIAL WORK	2	-575,437	0	0	0	0	0	0	0	0	2	-575,437
VP FOR RESEARCH UNITS	35	9,907,994	0	0	0	0	1	163,699	0	0	36	10,071,693
	78	17,453,103	5	266,206	1	1,157,255	12	1,060,465	0	0	96	19,937,029




SUMMARY OF MAJOR UNIT BY PROJECT TYPE
FY 2006 (First Quarter Only)


DEPARTMENT	GENERAL - RSCH		AGRICULTURE		INSTRUCTION		PUBLIC SERVICE		COOP EXTENSION		TOTAL	
	CNT	AMOUNT	CNT	AMOUNT	CNT	AMOUNT	CNT	AMOUNT	CNT	AMOUNT	CNT	AMOUNT
COLL OF AGRIC & ENV SCI - AES	0	0	142	4,719,199	1	22,000	0	0	0	0	143	4,741,199
COLL OF AGRIC & ENV SCI - GEN	5	43,108	0	0	11	939,109	5	1,078,380	0	0	21	2,060,597
COLL OF JOURNALISM & MASS COMM	3	62,738	0	0	12	1,249,211	3	215,647	0	0	18	1,527,596
COLLEGE OF ARTS & SCIENCES	81	10,643,207	0	0	40	654,737	6	59,661	0	0	127	11,357,605
COLLEGE OF EDUCATION	21	2,412,976	0	0	11	1,246,181	18	2,867,257	0	0	50	6,526,414
COLLEGE OF ENVIRONMENT & DESIGN	5	64,783	0	0	0	0	3	139,961	0	0	8	204,744
COLLEGE OF FAMILY & CONSUM SCI	8	94,694	0	0	6	530,668	12	263,218	0	0	26	888,580
COLLEGE OF PHARMACY	12	643,408	0	0	6	217,257	1	40,000	0	0	19	900,665
COLLEGE OF PUBLIC HEALTH	6	3,993,529	0	0	0	0	3	68,391	0	0	9	4,061,920
COLLEGE OF VETERINARY MEDICINE	57	4,601,749	0	0	3	36,358	7	387,587	0	0	67	5,025,694
COOPERATIVE EXTENSION SERVICE	0	0	0	0	0	0	0	0	76	1,813,430	76	1,813,430
SCH OF PUBLIC & INTL AFFAIRS	11	100,399	0	0	1	5,394	7	516,588	0	0	19	622,381
SCHOOL OF FOREST RESOURCES	45	2,131,168	0	0	14	246,029	0	0	1	15,000	60	2,392,197
SCHOOL OF LAW	0	0	0	0	23	732,283	0	0	0	0	23	732,283
SCHOOL OF SOCIAL WORK	3	213,490	0	0	0	0	2	1,576,632	0	0	5	1,790,122
SR VP ACADEMIC AFFAIRS UNITS	5	-917,771	0	-5,000	29	793,919	4	25,042	0	0	38	-103,810
SR VP FOR EXTERNAL AFF UNITS	0	0	0	0	4	565,913	3	23,327	0	0	7	589,240
SR VP FOR FINANCE & ADMIN	0	0	0	0	2	1,678,381	0	0	0	0	2	1,678,381
TERRY COLLEGE OF BUSINESS	2	97,746	0	0	47	1,374,470	0	0	0	0	49	1,472,216
VP FOR INSTRUCTION UNITS	1	0	0	0	0	0	4	1,116,307	0	0	5	1,116,307
VP FOR PUBSV & OUTREACH UNITS	0	0	0	0	1	10,400	69	3,275,603	0	0	70	3,286,003
VP FOR RESEARCH UNITS	79	11,955,884	0	0	0	0	0	0	0	0	79	11,955,884
VP FOR STUDENT AFFAIRS UNITS	0	0	0	0	2	74,001	1	200,000	0	0	3	274,001
GRAND TOTAL	344	36,141,108	142	4,714,199	213	10,376,311	148	11,853,601	77	1,828,430	924	64,913,650

■ Total Funded Amount greater than \$1,000,000 and less than \$10,000,000.
■ Total Funded Amount exceeds \$10,000,000.

SUMMARY OF MAJOR UNIT BY PROJECT TYPE
FY 2006 (First & Second Quarters)

DEPARTMENT	GENERAL - RSCH		AGRICULTURE		INSTRUCTION		PUBLIC SERVICE		COOP EXTENSION		TOTAL	
	CNT	AMOUNT	CNT	AMOUNT	CNT	AMOUNT	CNT	AMOUNT	CNT	AMOUNT	CNT	AMOUNT
COLL OF AGRIC & ENV SCI - AES	0	0	275	12,758,376	2	97,520	0	0	0	0	277	12,855,896
COLL OF AGRIC & ENV SCI - GEN	10	190,930	0	0	15	1,058,727	8	2,044,243	0	0	33	3,293,900
COLL OF JOURNALISM & MASS COMM	4	102,738	0	0	15	1,291,691	3	215,647	0	0	22	1,610,076
COLLEGE OF ARTS & SCIENCES	127	15,563,572	0	0	47	749,064	9	92,561	0	0	183	16,405,197
COLLEGE OF EDUCATION	26	2,467,654	0	0	21	3,829,512	30	7,219,431	0	0	77	13,516,597
COLLEGE OF ENVIRONMENT & DESIGN	13	1,483,291	0	0	2	31,082	5	265,961	0	0	20	1,780,334
COLLEGE OF FAMILY & CONSUM SCI	10	170,262	0	0	6	530,668	31	2,529,203	0	0	47	3,230,133
COLLEGE OF PHARMACY	21	1,343,114	0	0	7	316,057	1	40,000	0	0	29	1,699,171
COLLEGE OF PUBLIC HEALTH	9	4,650,462	0	0	3	2,094	4	245,491	0	0	16	4,898,047
COLLEGE OF VETERINARY MEDICINE	87	5,609,853	0	0	8	475,838	9	618,837	0	0	104	6,704,528
COOPERATIVE EXTENSION SERVICE	0	0	0	0	0	0	0	0	143	3,467,689	143	3,467,689
GENERAL INSTITUTIONAL EXPENSE	1	229,691	0	0	0	0	0	0	0	0	1	229,691
OFFICE OF THE PRESIDENT	0	0	0	0	1	400	0	0	0	0	1	400
SCH OF PUBLIC & INTL AFFAIRS	18	877,399	0	0	1	5,394	10	659,514	0	0	29	1,542,307
SCHOOL OF FOREST RESOURCES	71	3,035,124	0	0	18	318,750	1	143,411	7	224,905	97	3,722,190
SCHOOL OF LAW	0	0	0	0	25	743,513	0	0	0	0	25	743,513
SCHOOL OF SOCIAL WORK	4	338,337	0	0	1	642,391	3	1,576,644	0	0	8	2,557,372
SR VP ACADEMIC AFFAIRS UNITS	10	643,131	0	-5,000	43	1,316,442	8	806,617	0	0	61	2,761,190
SR VP FOR EXTERNAL AFF UNITS	0	0	0	0	5	565,914	6	48,097	0	0	11	614,011
SR VP FOR FINANCE & ADMIN	0	0	0	0	4	1,678,381	0	0	0	0	4	1,678,381
TERRY COLLEGE OF BUSINESS	2	97,746	0	0	51	1,892,663	2	25,000	0	0	55	2,015,409
VP FOR INSTRUCTION UNITS	1	0	0	0	0	0	5	1,125,307	0	0	6	1,125,307
VP FOR PUBSV & OUTREACH UNITS	1	57,159	0	0	1	10,400	124	4,392,019	0	0	126	4,459,578
VP FOR RESEARCH UNITS	147	22,598,326	0	0	0	0	2	51,000	0	0	149	22,649,326
VP FOR STUDENT AFFAIRS UNITS	1	2,323	0	0	2	74,001	2	217,800	0	0	5	294,124
GRAND TOTAL	563	59,461,112	275	12,753,376	278	15,630,502	263	22,316,783	150	3,692,594	1,529	113,854,368

 Total Funded Amount greater than \$1,000,000 and less than \$10,000,000.

 Total Funded Amount exceeds \$10,000,000.

SUMMARY OF MAJOR UNIT BY PROJECT TYPE

FOR PERIOD 07/01/2005 THROUGH 06/30/2006

Shaded rows: Total Funded Amount exceeds \$10,000,000.

UNITS	GENERAL - RSCH		AGRICULTURE		INSTRUCTION		PUBLIC SERVICE		COOP EXTENSION		TOTAL	
	CNT	AMOUNT	CNT	AMOUNT	CNT	AMOUNT	CNT	AMOUNT	CNT	AMOUNT	CNT	AMOUNT
COLLEGES / SCHOOLS												
College of Agricultural and Environmental Sciences (AES)	1	7,000	580	27,576,517	3	101,520	0	0	0	0	584	27,685,037
College of Agricultural and Environmental Sciences (General)	17	514,682	0	0	18	1,150,297	18	1,919,509	0	0	53	3,584,488
College of Arts and Sciences	295	32,266,474	1	284,275	60	1,052,090	14	188,857	0	0	370	33,791,696
College of Education	48	6,208,000	0	0	30	4,011,641	50	8,362,550	0	0	128	18,582,191
College of Environmental & Design	35	2,880,229	0	0	6	72,892	15	1,290,603	0	0	56	4,243,724
College of Family and Consumer Science	22	1,098,267	0	0	12	1,069,231	44	2,939,387	0	0	78	5,106,885
College of Journalism and Mass Communication	9	159,623	0	0	19	1,388,511	9	1,105,733	0	0	37	2,653,867
College of Pharmacy	39	4,557,767	0	0	21	503,838	2	13,112	0	0	62	5,074,717
College of Public Health	10	4,725,462	0	0	3	2,094	5	337,991	0	0	18	5,065,547
College of Veterinary Medicine	186	9,103,699	0	0	12	601,121	28	5,527,374	0	0	226	15,232,194
Cooperative Extension Service	0	0	0	0	0	0	0	0	276	8,200,269	276	8,200,269
School of Forest Resources	121	4,430,481	1	729,312	28	361,369	3	385,455	8	228,605	161	6,135,222
School of Law	1	225,418	0	0	27	743,513	2	2,119,673	0	0	30	3,088,604
School of Public and International Affairs	35	1,132,438	0	0	2	6,894	13	661,813	0	0	50	1,801,145
School of Social Work	4	-561,663	0	0	2	648,891	6	1,725,833	0	0	12	1,813,061
Terry College of Business	3	97,746	0	0	59	2,352,149	3	55,000	0	0	65	2,504,895
OTHER UGA UNITS												
Office of the President	0	0	0	0	1	400	0	0	0	0	1	400
Other University Units	2	639,887	0	0	0	0	0	0	0	0	2	639,887
Senior Vice President for Academic Affairs	12	798,298	0	-5,000	78	2,961,094	10	846,881	0	0	100	4,601,273
Senior Vice President for External Affairs	0	0	0	0	5	565,914	12	97,315	0	0	17	663,229
Senior Vice President for Finance and Administration	0	0	0	0	4	1,678,381	0	-47,302	0	0	4	1,631,079
Vice President for Instruction	3	115,525	0	0	0	0	8	2,001,489	0	0	11	2,117,014
Vice President for Public Service and Outreach	2	60,159	0	0	2	-6,522	288	11,617,806	0	0	292	11,671,443
Vice President for Research	274	43,058,706	0	0	0	0	3	169,699	0	0	277	43,228,405
Vice President for Student Affairs	1	2,323	0	0	6	1,085,001	7	283,666	0	0	14	1,370,990
TOTAL	1,120	111,520,521	581	24,065,198	398	20,350,319	540	41,602,445	284	8,428,874	2,923	210,487,262

THREE-YEAR COMPARISON BY MAJOR COLLEGE & DEPARTMENT
FY2004 - FY2006

COLLEGE/SCHOOL/UNIT/DEPARTMENT	July '03-June '04				July '04-June '05				July '05-June '06			
	PROP CNT	PROPOSED AMOUNT	AWD CNT	FUNDED AMOUNT	PROP CNT	PROPOSED AMOUNT	AWD CNT	FUNDED AMOUNT	PROP CNT	PROPOSED AMOUNT	AWD CNT	FUNDED AMOUNT
COLL OF AGRIC & ENV SCI - AES												
AG & APPLIED ECON RSCH COLLEGE	12	978,874	10	811,835	12	335,906	9	151,111	8	158,807	8	140,042
AG & APPLIED ECON RSCH GEORGIA	6	191,500	7	196,500	4	157,000	3	122,000	14	800,102	7	200,740
AG LEAD, EDUC & COMM - COLLEGE	3	97,246	0	0	0	0	0	0	0	0	0	0
ANIMAL SCIENCE RSCH COASTAL	15	140,904	15	137,904	11	74,022	11	44,022	13	198,270	9	89,460
ANIMAL SCIENCE RSCH COLLEGE	59	3,305,846	46	1,921,304	60	3,003,457	36	1,539,773	53	2,612,031	41	1,368,457
ASSIST DEAN'S OFF - COASTAL	0	0	0	0	1	12,500	1	12,500	2	221,000	2	221,000
ASSIST DEAN'S OFF - GEORGIA	20	2,849,268	20	2,788,952	14	3,681,555	12	3,225,015	5	2,732,437	7	3,304,429
ASSOC DEAN'S OFF RESEARCH GENERAL	0	0	1	2,018,071	0	0	1	3,900,944	0	0	1	4,519,906
BIOLOGICAL AG ENG RSCH COASTAL	10	857,070	8	212,917	11	901,040	10	251,040	10	260,531	8	728,000
BIOLOGICAL AG ENG RSCH COLLEGE	42	1,574,149	28	842,427	26	1,239,196	18	725,383	17	785,936	12	280,057
BIOLOGICAL AG ENG RSCH GEORGIA	12	1,362,489	8	383,297	17	1,637,630	12	1,580,817	23	873,652	16	885,327
CENTER FOR FOOD SAFETY-GEORGIA	36	3,345,931	29	2,118,382	24	1,346,451	23	1,745,119	32	1,809,506	26	657,485
CROP & SOIL SCIENCES COASTAL	81	2,735,610	69	1,462,973	51	1,394,021	55	2,152,672	42	1,157,952	41	653,306
CROP & SOIL SCIENCES COLLEGE	48	4,911,533	31	1,886,238	37	1,894,922	28	485,804	35	2,532,702	28	773,255
CROP & SOIL SCIENCES GEORGIA	40	568,747	38	786,071	34	809,590	33	835,718	37	1,499,874	28	884,388
CTR APPLIED GEN TECH - COLLEGE	35	2,457,723	25	1,020,343	31	1,134,679	33	1,809,843	46	4,503,199	33	2,070,992
CTR OF AGRIBUS AND ECO DEVEL	0	0	0	0	0	0	0	0	1	9,575	0	0
DEAN & DIRECTORS OFFIC GENERAL	0	0	0	0	0	0	0	0	2	39,000	0	0
ENTOMOLOGY RESEARCH COASTAL	33	626,419	34	418,006	35	1,070,529	31	308,446	34	976,699	27	763,472
ENTOMOLOGY RESEARCH COLLEGE	58	5,629,233	34	2,161,741	39	4,501,168	25	3,087,336	46	1,517,534	36	1,251,743
ENTOMOLOGY RESEARCH GEORGIA	22	368,557	22	324,057	20	263,031	18	183,531	25	360,238	20	276,572
ENVIRONM HEALTH SCI COLLEGE	20	2,017,420	18	1,319,251	12	1,390,682	15	1,484,817	1	32,999	0	0
FOOD SCI & TECHNOLOGY COLLEGE	33	1,460,583	24	302,930	22	1,645,328	14	622,037	20	1,708,994	12	681,940
FOOD SCI & TECHNOLOGY-GEORGIA	35	1,731,706	24	474,738	19	1,231,410	14	732,430	23	1,364,827	12	371,158
GENERAL EXPENSE COASTAL	30	3,074,658	26	1,684,729	37	3,014,935	33	3,699,073	27	3,232,695	24	1,678,409
HORTICULTURE RESEARCH COASTAL	22	813,213	18	424,728	23	1,387,124	14	243,131	26	1,133,696	17	663,581
HORTICULTURE RESEARCH COLLEGE	40	553,825	38	423,529	37	793,215	34	341,262	57	1,156,171	52	519,993
HORTICULTURE RESEARCH GEORGIA	13	105,564	13	105,564	11	149,081	8	95,981	8	101,880	10	151,880
MOUNTAIN RSCH & ED CTR GEORGIA	3	3,001	2	3,000	2	5,931	3	36,933	4	31,734	4	31,734
OFF OF GLOBAL PROGRAMS - RSCH	6	3,709,106	7	4,959,106	5	7,835,960	2	2,657,987	2	2,509,048	1	2,550,000
OFFICE OF COLLEGE ADVANCEMENT	0	0	0	0	0	0	0	0	3	48,000	2	26,000
OFFICE OF COMMUNICATIONS - GEN	0	0	0	0	1	12,000	1	12,000	0	0	0	0
PLANT PATHOLOGY RESEARCH	33	2,760,682	28	866,542	28	2,040,435	25	1,941,041	24	760,447	20	1,092,912
PLANT PATHOLOGY RESRCH GEORGIA	27	272,393	20	121,788	24	323,325	23	267,185	20	199,346	19	154,211
PLANT PATHOLOGY RSCH COASTAL	49	1,028,441	52	1,204,008	50	1,434,576	40	432,253	37	468,182	34	390,190

COLLEGE/SCHOOL/UNIT/DEPARTMENT	July '03-June '04				July '04-June '05				July '05-June '06			
	PROP CNT	PROPOSED AMOUNT	AWD CNT	FUNDED AMOUNT	PROP CNT	PROPOSED AMOUNT	AWD CNT	FUNDED AMOUNT	PROP CNT	PROPOSED AMOUNT	AWD CNT	FUNDED AMOUNT
POULTRY SCIENCE RSCH COLLEGE	32	834,139	25	417,204	18	200,733	18	141,324	27	474,348	25	223,878
SOUTHEAST RSCH&ED CTR COASTAL	1	7,500	1	7,500	0	0	0	0	0	0	0	0
SOUTHWEST RSCH&ED CTR COASTAL	2	17,500	0	0	0	0	1	7,500	1	5,000	1	5,000
TIFTON - INSTRUCTION	1	45,511	0	0	0	0	1	45,511	1	75,520	1	75,520
	879	50,436,341	721	31,805,635	716	44,921,432	605	34,921,539	726	36,351,932	584	27,685,037
COLL OF AGRIC & ENV SCI - GEN												
AG - DEAN & DIRECTORS OFFICE	1	7,000	1	7,000	1	0	1	0	0	0	0	0
AG. LEAD, EDUC & COMM	2	30,001	2	35,000	2	100,568	1	30,000	2	53,266	2	102,138
AGRICULTURAL & APPLIED ECONOM	1	45,271	0	0	0	0	0	0	2	227,200	0	0
ANIMAL AND DAIRY SCIENCE	2	111,308	1	0	2	61,875	0	0	1	10,500	0	0
ASSOC DEAN'S OFF ACADEMIC AFFAI	4	581,137	4	581,137	3	180,000	1	10,000	3	1,025,380	3	569,287
BIOLOGICAL AGRICUL ENGINEERING	4	218,707	2	6,078	6	194,115	5	128,382	9	234,672	6	11,806
CROP & SOIL SCIENCES	4	15,503	3	499	4	665	4	665	4	487,224	3	669
ENTOMOLOGY	4	31,375	4	22,800	7	230,125	5	25,000	5	366,200	4	94,000
ENVIRONMENTAL HEALTH SCI	3	580,694	1	7,351	3	480,763	1	14,038	18	1,629,505	11	472,933
EXTENSION FAMILY & CONSUMER SC	23	5,515,597	15	2,529,865	16	3,021,731	13	2,549,725	22	1,502,290	18	1,919,509
FOOD SCIENCE & TECHNOLOGY	0	0	0	0	2	280,744	1	4,744	1	241,800	1	276,000
HORTICULTURE	1	12,051	0	0	0	0	0	0	3	232,908	0	0
OFF OF GLOBAL PROGRAMS - INST	5	157,913	3	56,146	6	287,576	6	207,255	4	125,617	4	125,617
OFFICE OF COLLEGE ADVANCEMENT	1	1	1	2,500	0	0	0	0	0	0	0	0
OFFICE OF DIVERSITY RELATIONS	0	0	0	0	0	0	0	0	1	53,617	0	0
PLANT PATHOLOGY	1	58,660	0	0	0	0	0	0	0	0	0	0
POULTRY SCIENCE	2	128,084	1	11,060	3	521,496	1	12,461	3	2,361,392	1	12,529
	58	7,493,302	38	3,259,436	55	5,359,658	39	2,982,270	78	8,551,571	53	3,584,488
COLL OF JOURNALISM & MASS COMM												
COLL OF JOURNALISM & MASS COMM	32	2,473,713	26	1,641,481	33	2,618,984	28	1,066,390	37	3,008,642	36	2,613,867
NEW MEDIA INSTITUTE	4	85,000	4	85,000	9	205,000	9	190,000	3	85,000	1	40,000
	36	2,558,713	30	1,726,481	42	2,823,984	37	1,256,390	40	3,093,642	37	2,653,867
COLLEGE OF ARTS & SCIENCES												
ANTHROPOLOGY	26	843,279	17	199,316	22	576,448	18	365,452	25	699,210	17	258,942
ANTHROPOLOGY/ARCHEOLOGY	1	65,781	0	0	0	0	0	0	0	0	0	0
ART	6	162,412	5	52,512	7	74,635	7	74,416	6	51,878	7	51,878
ARTIFICIAL INTELLIGENCE CENTER	0	0	0	0	0	0	0	0	2	318,125	0	0
ARTS & SC-SPECIAL PROGRAMS	2	219,906	2	173,763	3	302,011	5	515,917	4	649,972	3	301,429
ARTS & SCIENCES - DEAN'S OFFICE	8	64,571	8	64,571	8	73,581	8	73,581	7	113,577	7	113,577
BIOCHEMISTRY & MOLECULAR BIOL	92	20,555,973	62	13,884,234	90	37,630,250	57	11,755,915	76	15,460,851	50	10,112,729
BIOLOGICAL SCIENCES	2	2,397	2	2,397	1	1,040	1	1,040	3	8,097	2	4,049

COLLEGE/SCHOOL/UNIT/DEPARTMENT	July '03-June '04				July '04-June '05				July '05-June '06			
	PROP CNT	PROPOSED AMOUNT	AWD CNT	FUNDED AMOUNT	PROP CNT	PROPOSED AMOUNT	AWD CNT	FUNDED AMOUNT	PROP CNT	PROPOSED AMOUNT	AWD CNT	FUNDED AMOUNT
CELLULAR BIOLOGY	35	7,470,980	12	1,657,307	29	4,966,991	19	2,480,997	37	7,484,154	17	2,176,245
CHEMISTRY	50	7,078,038	36	3,959,655	60	8,079,272	39	3,228,733	58	7,522,458	37	2,811,969
CLASSICS	1	103,110	1	97,553	0	0	0	0	0	0	0	0
COMPARATIVE LITERATURE	0	0	0	0	0	0	0	0	1	122,900	0	0
COMPUTER SCIENCE	24	1,905,008	15	574,508	31	3,615,980	12	870,198	27	3,771,008	9	768,847
CTR FOR COMP QUANTUM CHEMISTRY	6	418,816	5	374,844	3	336,128	5	476,039	4	476,547	3	361,497
CTR FOR METALLOENZYME STUDIES	1	5,000	1	5,000	0	0	0	0	0	0	0	0
CTR FOR REMOTE SENSE & MAP SCI	8	1,362,038	6	545,070	5	208,008	3	188,133	4	945,383	2	5,000
DANCE	2	8,445	3	10,945	2	4,913	2	4,913	2	5,094	2	5,095
DRAMA AND THEATRE	2	164,879	2	164,879	1	10,000	1	10,000	3	215,245	2	10,001
ENGLISH	11	416,652	8	154,163	16	845,154	13	213,601	12	257,296	9	191,694
GENETICS	67	12,884,026	43	3,844,002	69	23,259,291	33	5,227,150	56	9,496,046	34	3,496,189
GEOGRAPHY	15	654,734	9	333,861	15	1,103,631	9	214,321	24	2,783,273	12	529,485
GEOLOGY	9	513,280	6	149,538	8	696,076	3	118,810	7	169,807	4	81,080
HISTORY	13	155,748	13	229,287	14	333,233	14	190,126	10	167,601	10	167,600
LINGUISTICS	0	0	0	0	2	17,768	1	9,768	0	0	0	0
MATHEMATICS	32	2,423,222	17	1,282,115	28	1,918,837	16	1,253,581	28	1,783,895	12	303,683
MICROBIOLOGY	49	5,540,043	32	3,306,381	41	7,457,743	22	2,381,880	42	5,938,362	24	2,637,244
MUSEUM OF NATURAL HISTORY	1	4,526	2	7,026	5	78,153	5	108,650	2	4,667	2	4,666
MUSIC	6	-18,673	5	-13,676	5	30,434	6	43,923	11	161,252	11	137,651
PHILOSOPHY	1	10,847	1	10,847	1	11,601	1	11,601	0	0	0	0
PHYSICS AND ASTRONOMY	55	6,508,460	36	4,781,367	51	6,036,125	33	1,761,935	31	2,231,030	17	1,216,689
PLANT BIOLOGY	50	11,186,596	32	6,270,566	45	8,078,236	25	3,977,791	48	9,345,276	23	4,794,242
PSYCHOLOGY	28	1,557,171	15	575,367	16	679,335	9	479,353	19	851,271	13	587,593
REGENTS CENTER LEARNING DISORD	0	0	0	0	1	569,763	0	0	0	0	0	0
RELIGION	1	2,500	1	2,500	3	5,001	2	5,000	3	11,260	4	12,660
ROMANCE LANGUAGES	1	90,837	0	0	0	0	0	0	1	11,163	1	11,163
SCHOOL OF MARINE PROGRAMS	70	8,160,146	27	2,463,683	59	9,324,941	27	5,092,885	59	7,519,432	29	2,552,630
SOCIOLOGY	5	107,512	1	21,060	1	21,060	1	21,060	2	20,022	2	10,022
SPEECH COMMUNICATION	3	103,009	4	335,241	0	0	1	33,708	3	80,030	2	55,019
STATISTICS	22	4,254,038	15	559,834	11	778,605	4	87,029	13	1,174,681	3	21,128
WOMENS STUDIES	1	83,539	0	0	1	83,712	0	0	0	0	0	0
	706	95,068,846	444	46,079,716	654	117,207,956	402	41,277,506	630	79,850,863	370	33,791,696
COLLEGE OF EDUCATION												
COMM SCI & SPECIAL ED	37	5,838,051	26	4,578,115	25	4,097,994	20	2,697,261	15	3,529,116	9	760,232
COUNSELING & HUMAN DEVEL	0	0	0	0	3	173,681	1	0	17	377,442	15	216,233
ED PSYCHOLOGY & INST TECH	0	0	0	0	6	595,080	2	0	12	1,707,573	8	1,454,948
EDUCATION - DEAN'S OFFICE	37	13,300,435	14	5,607,264	53	14,710,831	30	7,705,620	46	9,673,744	43	10,867,536
ELEMENTARY & SOCIAL STUDIES	0	0	0	0	5	117,519	3	48,018	8	270,632	8	172,874

COLLEGE/SCHOOL/UNIT/DEPARTMENT	July '03-June '04				July '04-June '05				July '05-June '06			
	PROP CNT	PROPOSED AMOUNT	AWD CNT	FUNDED AMOUNT	PROP CNT	PROPOSED AMOUNT	AWD CNT	FUNDED AMOUNT	PROP CNT	PROPOSED AMOUNT	AWD CNT	FUNDED AMOUNT
KINESIOLOGY	47	2,588,362	32	1,007,549	55	4,000,656	41	2,151,979	41	3,920,098	30	1,513,940
LANGUAGE & LITERACY ED	23	4,535,129	14	3,303,007	12	3,821,895	13	3,188,388	7	1,046,139	4	400,841
LIFELONG ED, ADMIN & POLICY	0	0	0	0	3	55,000	3	55,000	5	409,611	4	354,611
MATHEMATICS & SCIENCE ED	0	0	0	0	2	0	2	0	6	2,838,155	3	2,493,570
WKFORCE LEADERSHIP & SOC FND	22	2,560,702	16	1,059,520	18	1,090,242	15	1,328,978	6	667,816	4	347,406
	166	28,822,679	102	15,555,455	182	28,662,898	130	17,175,244	163	24,440,326	128	18,582,191
COLLEGE OF ENVIRONMENT & DESIGN												
COLLEGE ENVIRONMENT & DESIGN	0	0	0	0	1	16,960	1	16,960	1	20,907	1	20,907
INSTITUTE OF ECOLOGY	20	1,371,093	13	958,953	50	6,659,890	33	2,302,489	53	6,420,977	30	2,570,485
INSTITUTE OF ECOLOGY-RESEARCH	25	3,048,340	26	2,084,470	22	2,404,137	20	2,737,362	19	1,286,720	17	974,433
SCHOOL OF ENVIRONMENTAL DESIGN	27	2,449,388	28	2,185,918	13	1,284,920	6	555,200	7	298,981	8	677,899
	72	6,868,821	67	5,229,341	86	10,365,907	60	5,612,011	80	8,027,585	56	4,243,724
COLLEGE OF FAMILY & CONSUM SCI												
CFCS-CHILD DEVELOPMENT LAB	3	193,610	1	97,595	0	0	0	0	0	0	0	0
CHILD & FAMILY DEVELOPMENT	28	3,499,710	22	1,124,956	18	1,536,472	19	1,556,804	19	1,349,426	18	1,190,066
COLLEGE OF FAMILY & CONSUM SCI	5	209,998	8	584,966	5	207,581	4	32,589	9	658,230	9	219,814
FOOD & NUTRITION	41	6,189,089	24	1,798,439	21	2,532,322	15	1,057,182	28	3,204,637	19	1,217,153
HOUSING & CONSUMER ECONOMICS	15	275,464	10	121,848	14	415,933	11	263,965	9	185,640	9	162,556
INST ON HUMAN DEV & DISABILITY	16	1,584,293	17	2,384,547	10	2,738,757	9	1,332,313	13	1,961,232	16	2,246,096
TEXTILES-MERCHANDISE-INTERIORS	15	347,818	14	281,359	6	337,298	6	270,169	6	71,200	7	71,200
	123	12,299,982	96	6,393,710	74	7,768,363	64	4,513,022	84	7,430,365	78	5,106,885
COLLEGE OF PHARMACY												
CLINICAL AND ADMIN PHARMACY	36	3,545,863	19	2,023,035	34	5,346,253	18	2,072,441	29	2,552,070	13	2,025,909
COLLEGE OF PHARMACY	19	568,763	18	561,202	16	1,161,102	15	264,098	15	372,990	14	347,338
PHARMACEUTICAL & BIOMED SCIENC	40	6,351,962	33	5,784,688	51	11,175,340	31	3,150,480	54	8,020,969	35	2,701,470
	95	10,466,588	70	8,368,925	101	17,682,695	64	5,487,019	98	10,946,029	62	5,074,717
COLLEGE OF PUBLIC HEALTH												
COLLEGE PUBLIC HEALTH DEAN OFF	1	144,267	0	0	6	1,130,076	2	383,545	0	0	0	0
GERONTOLOGY	5	1,804,708	6	1,650,145	7	3,622,920	3	1,779,033	6	271,599	7	1,990,468
HEALTH ADM BIOSTAT & EPIDEMI	0	0	0	0	0	0	0	0	3	157,239	0	0
HEALTH PROMOTION & BEHAVIOR	1	269,875	0	0	8	895,687	2	269,875	12	2,713,326	11	3,075,079
	7	2,218,850	6	1,650,145	21	5,648,683	7	2,432,453	21	3,142,164	18	5,065,547

COLLEGE/SCHOOL/UNIT/DEPARTMENT	July '03-June '04				July '04-June '05				July '05-June '06			
	PROP CNT	PROPOSED AMOUNT	AWD CNT	FUNDED AMOUNT	PROP CNT	PROPOSED AMOUNT	AWD CNT	FUNDED AMOUNT	PROP CNT	PROPOSED AMOUNT	AWD CNT	FUNDED AMOUNT
COLLEGE OF VETERINARY MEDICINE												
ANATOMY AND RADIOLOGY	3	53,518	0	0	3	620,432	2	49,234	4	145,479	2	311,231
ATHENS DIAGNOSTIC LAB	3	1,229,162	3	1,274,377	6	1,741,779	6	1,741,779	11	1,951,977	11	1,591,976
DIAGNOSTIC LABS STAFF BENEFITS	1	1	0	0	1	1	0	0	1	1	3	2
INFECTIOUS DISEASES	36	6,851,379	17	1,616,655	55	10,614,334	21	2,678,270	54	11,382,018	23	1,991,127
LARGE ANIMAL MEDICINE	23	1,694,044	12	863,235	23	1,049,254	16	694,606	17	925,686	10	229,218
PARASITOLOGY	0	0	1	0	0	0	0	0	0	0	0	0
PATHOLOGY	28	3,140,419	18	1,032,143	32	1,598,644	20	524,504	39	1,922,977	25	367,537
PHYSIOLOGY AND PHARMACOLOGY	28	3,804,531	23	2,050,728	27	2,001,486	22	1,597,743	22	1,441,775	15	962,851
POPULATION HEALTH	24	873,252	17	326,814	34	2,103,429	21	200,837	32	1,502,160	29	1,843,377
SMALL ANIMAL MEDICINE	26	625,868	16	206,731	27	652,079	25	630,012	28	1,109,424	28	1,069,685
TIFTON DIAGNOSTIC LAB	5	2,157,990	4	1,954,249	3	2,063,141	4	2,063,141	5	2,988,872	3	2,160,738
VET MED ANIMAL RESOURCES	1	59,111	0	0	0	0	0	0	1	0	1	0
VETERINARY MEDICINE-DEAN'S OFF	37	1,383,346	32	1,097,531	50	3,034,971	48	3,029,662	58	2,108,495	59	2,328,331
WILDLIFE DISEASE STUDY	24	1,810,467	20	1,324,491	25	2,517,073	13	1,598,858	21	2,741,564	17	2,376,121
	239	23,683,088	163	11,746,954	286	27,996,623	198	14,808,646	293	28,220,428	226	15,232,194
COOPERATIVE EXTENSION SERVICE												
AG & APPLIED ECONOMICS-CES	12	164,854	8	56,010	7	132,397	6	116,077	10	75,799	11	154,696
AGRI LEAD EDUC & COMM	1	11,000	1	11,000	1	0	1	0	0	0	0	0
ANIMAL SCIENCE - CES	7	35,833	7	18,236	3	3,600	4	13,820	7	43,470	4	14,660
ASSISTANT DEAN/GRIFFIN CAMPUS	1	948,499	1	948,499	5	1,018,754	4	975,934	6	1,157,836	4	968,077
ASSOC DEAN FOR EXTENSION	15	706,625	12	568,188	26	1,113,921	24	1,019,651	12	895,800	14	746,520
BAMBOO FARM CES	0	0	0	0	1	13,500	1	13,500	0	0	0	0
BIOLOGICAL AG ENG-CES	23	1,219,993	18	791,425	26	2,583,966	15	1,238,134	23	1,519,459	14	618,926
CAES BUSINESS OFFICE-CES	1	20,000	1	20,000	1	20,000	2	40,000	1	21,966	0	0
CAES HUMAN RESOURCES DEPT	2	2	0	0	0	0	0	0	0	0	0	0
CONTINUING EDUCATION - CES	2	35,000	2	35,000	2	35,000	2	35,000	3	35,000	3	35,000
CROP AND SOIL SCIENCES-CES	42	303,976	46	381,906	59	699,429	52	547,193	56	929,169	60	935,690
CTR OF AGRIBUS & ECO DEVEL CES	0	0	0	0	2	67,500	2	67,500	1	87,000	0	0
DEAN AND DIRECTOR	1	6,000	1	6,000	0	0	0	0	0	0	0	0
ENTOMOLOGY-CES	65	1,356,279	51	931,898	56	1,455,650	52	618,625	55	1,035,212	44	591,189
ENVIRONMENTAL HEALTH SCI - CES	1	80,000	1	80,000	0	0	0	0	0	0	0	0
EXT FAMILY & CONSUMER SCI	6	147,508	4	547,793	9	434,544	6	2,214,756	6	320,075	5	170,075
FOOD SCI & TECHNOLOGY-CES	5	301,963	3	133,650	0	0	0	0	2	66,333	1	26,000
HORTICULTURE-CES	19	368,064	12	270,298	16	84,360	11	64,860	20	417,493	11	280,621
NORTHEAST DISTRICT - CES	8	78,821	15	751,235	14	166,963	14	166,963	13	124,829	14	124,829
NORTHWEST DISTRICT - CES	24	597,908	22	699,446	14	362,338	23	559,670	23	672,703	22	671,423
OFF OF GLOBAL PROGRAMS - CES	0	0	0	0	3	1,113,630	2	713,630	4	774,273	2	721,140
OFFICE OF INFORM TECHNOLOGY	3	78,829	3	12,500	4	80,250	3	42,749	0	0	1	37,500

COLLEGE/SCHOOL/UNIT/DEPARTMENT	July '03-June '04				July '04-June '05				July '05-June '06			
	PROP CNT	PROPOSED AMOUNT	AWD CNT	FUNDED AMOUNT	PROP CNT	PROPOSED AMOUNT	AWD CNT	FUNDED AMOUNT	PROP CNT	PROPOSED AMOUNT	AWD CNT	FUNDED AMOUNT
PESTICIDE & HAZARDOUS WASTE LB	7	611,811	3	54,000	0	0	0	0	2	51,600	2	51,600
PLANT PATHOLOGY-CES	31	330,590	31	193,850	22	264,995	19	333,860	36	737,254	33	639,139
POULTRY SCIENCE-CES	6	287,580	3	57,179	6	125,520	3	53,550	9	433,979	8	154,086
SOIL, PLANT & WATER LAB	3	83,596	2	40,696	0	0	0	0	2	56,846	1	18,000
SOUTHEAST DISTRICT - CES	21	416,330	23	635,452	21	661,815	21	677,108	10	124,745	9	124,745
SOUTHWEST DISTRICT - CES	7	89,321	10	394,139	9	191,220	10	192,720	5	293,903	5	293,903
WEST DISTRICT - CES	4	44,474	8	495,471	0	0	0	0	0	0	1	0
4-H AND YOUTH-CES	2	2	1	190,500	3	270,001	3	205,503	8	847,972	7	822,450
	319	8,324,858	289	8,324,371	310	10,899,353	280	9,910,803	314	10,722,716	276	8,200,269
OFFICE OF THE PRESIDENT												
PRESIDENT'S OFFICE	4	2,000	3	1,000	0	0	0	0	1	400	1	400
	4	2,000	3	1,000	0	0	0	0	1	400	1	400
OTHER UNIVERSITY UNITS												
GENERAL INSTITUTIONAL EXPENSE	0	0	0	0	0	0	0	0	2	639,887	2	639,887
	0	0	0	0	0	0	0	0	2	639,887	2	639,887
SCH OF PUBLIC & INTL AFFAIRS												
CNTR FOR INTERNTL TRADE & SEC	6	715,285	1	6,511	29	2,726,608	26	2,502,896	50	5,556,577	40	1,746,046
GLOBIS CENTER	0	0	0	0	1	0	1	0	1	5,000	1	5,000
INTERNATIONAL AFFAIRS - SPIA	34	1,916,470	24	621,597	10	266,449	8	190,750	5	70,110	3	15,750
POLITICAL SCIENCE	2	116,015	1	115,632	4	173,728	2	71,453	4	261,180	0	0
PUBLIC ADMIN & POLICY	6	179,937	5	49,000	8	6,939,990	5	76,985	6	258,685	2	26,045
SCH PUBLIC & INTRNTL AFFAIRS	3	1,201	3	2,184	5	5,404	5	5,404	4	8,304	4	8,304
	51	2,928,908	34	794,924	57	10,112,179	47	2,847,488	70	6,159,856	50	1,801,145
SCHOOL OF FOREST RESOURCES												
FOREST RES/AQUACULTURE-CES	3	5,000	6	127,853	3	213,814	3	213,814	0	0	0	0
FORESTRY COOPERATIVE EXT SRVC	1	1	0	0	2	25,000	0	0	9	335,051	8	228,605
FORESTRY RESEARCH	23	2,712,521	12	763,808	14	840,913	7	195,996	88	4,446,494	52	1,919,920
FORESTRY RESEARCH COLLEGE	32	1,244,003	32	1,230,003	18	742,590	18	739,588	2	168,000	1	729,312
SCHOOL OF FOREST RESOURCES	120	6,821,553	89	3,008,811	114	5,249,476	88	3,046,347	97	3,415,795	100	3,257,385
	179	10,783,078	139	5,130,475	151	7,071,793	116	4,195,745	196	8,365,340	161	6,135,222
SCHOOL OF LAW												
CONTINUING LEGAL EDUCATION	1	1,450,000	1	1,450,000	1	1,465,000	1	1,465,000	1	1,539,000	1	1,539,000
LAW SCHOOL LIBRARY	3	19,000	3	19,000	3	-558	3	-558	3	5,500	3	5,500
SCHOOL OF LAW	22	1,996,479	21	2,062,952	24	1,133,533	27	2,226,727	27	1,570,883	26	1,544,104
	26	3,465,479	25	3,531,952	28	2,597,975	31	3,691,169	31	3,115,383	30	3,088,604

COLLEGE/SCHOOL/UNIT/DEPARTMENT	July '03-June '04				July '04-June '05				July '05-June '06			
	PROP CNT	PROPOSED AMOUNT	AWD CNT	FUNDED AMOUNT	PROP CNT	PROPOSED AMOUNT	AWD CNT	FUNDED AMOUNT	PROP CNT	PROPOSED AMOUNT	AWD CNT	FUNDED AMOUNT
SCHOOL OF SOCIAL WORK												
SCHOOL OF SOCIAL WORK	18	2,755,944	19	2,628,260	16	3,042,143	18	3,657,035	16	3,275,090	12	1,813,061
	18	2,755,944	19	2,628,260	16	3,042,143	18	3,657,035	16	3,275,090	12	1,813,061
SR VP ACADEMIC AFFAIRS UNITS												
EITS SPECIAL SYSTEMS SUPPORT	1	23,060	1	23,060	3	1,716,370	2	1,277,789	2	126,534	0	-1,009,599
ENGINEERING	21	6,003,991	7	391,441	27	4,672,366	8	719,580	27	3,563,710	10	1,936,129
GEORGIA MUSEUM OF ART	21	438,070	20	348,753	23	671,059	19	466,208	33	2,636,236	32	1,617,133
GEORGIA REVIEW	0	0	0	0	2	1,415	2	1,415	0	0	0	0
GRADUATE SCHOOL	4	409,501	4	419,500	4	451,500	4	451,500	5	481,949	4	368,368
HONORS PROGRAM	6	51,266	6	51,266	2	22,935	2	22,935	6	47,685	6	47,685
INSTITUTIONAL DIVERSITY	0	0	0	0	1	999,218	1	999,218	0	0	0	0
INSTITUTIONAL RESEARCH	1	29,959	0	0	0	0	0	0	0	0	0	0
LIBRARIES-BOOKS	21	450,497	22	450,497	13	234,966	13	234,964	25	642,424	25	642,420
LIBRARIES-GENERAL OPERATIONS	3	77,795	3	77,795	6	1,154,702	4	375,184	5	85,859	8	854,106
OFFICE INT'L AFFAIRS/EDUCATION	2	25,000	2	244,550	7	337,000	6	47,000	6	57,218	5	47,218
OFFICE OF INTERNATIONAL EDUC	0	0	0	0	1	59,400	0	0	0	0	0	0
SR VP OFFICE ACADEMIC AFFAIRS	0	0	0	0	2	15,000	2	15,000	2	30,000	2	30,000
UNIVERSITY PRESS	4	49,095	5	49,095	2	20,819	2	20,819	8	67,813	8	67,813
	84	7,558,234	70	2,055,957	93	10,356,750	65	4,631,612	119	7,739,428	100	4,601,273
SR VP FOR EXTERNAL AFF UNITS												
CAREER CENTER	2	19,300	2	19,300	5	26,347	5	26,347	2	50,913	2	50,913
PUBLIC AFFAIRS	0	0	0	0	13	95,192	13	95,192	13	112,315	13	112,315
SR VP FOR EXTERNAL AFFAIRS	0	0	0	0	0	0	0	0	2	500,001	2	500,001
	2	19,300	2	19,300	18	121,539	18	121,539	17	663,229	17	663,229
SR VP FOR FINANCE & ADMIN												
CONTRACTS & GRANTS DEPARTMENT	0	0	0	0	1	16	1	16	0	0	0	0
ENVIRONMENTAL SAFETY DIVISION	3	218,303	3	218,303	3	714,476	2	106,728	0	0	0	-47,302
FACILITIES PLANNING OFFICE	8	2,419,475	8	2,419,475	7	2,091,395	7	2,091,395	2	1,678,381	2	1,678,381
PAYROLL DEPARTMENT	0	0	0	0	0	0	0	0	1	0	2	0
	11	2,637,778	11	2,637,778	11	2,805,887	10	2,198,139	3	1,678,381	4	1,631,079
TERRY COLLEGE OF BUSINESS												
BANKING AND FINANCE	3	10,516	4	200,327	2	371,004	1	1,785	4	19,531	6	19,531
ECONOMICS	4	94,091	4	94,091	7	81,395	7	91,999	6	89,368	6	89,370
INS/LEGAL STUD & REAL ESTATE	5	76,930	4	56,929	3	30,644	4	63,243	5	79,247	4	52,308
J M TULL SCH OF ACCOUNTING	8	259,035	8	259,035	4	200,174	4	199,551	4	162,778	4	162,779

COLLEGE/SCHOOL/UNIT/DEPARTMENT	July '03-June '04				July '04-June '05				July '05-June '06			
	PROP CNT	PROPOSED AMOUNT	AWD CNT	FUNDED AMOUNT	PROP CNT	PROPOSED AMOUNT	AWD CNT	FUNDED AMOUNT	PROP CNT	PROPOSED AMOUNT	AWD CNT	FUNDED AMOUNT
MANAGEMENT	10	174,472	7	109,472	6	101,796	5	81,795	5	55,214	5	55,214
MANAGEMENT INFORMATION SYSTEMS	2	3,500	2	3,500	2	54,205	1	4,205	1	4,035	1	4,035
MARKETING AND DISTRIBUTION	3	356,988	3	356,988	1	106,551	1	106,551	2	223,611	2	223,610
SIMON S SELIG JR CTR ECON GROW	1	90,000	3	111,500	5	119,953	2	72,953	3	78,017	4	103,018
TERRY COLLEGE - DEAN'S OFFICE	38	2,820,747	34	2,541,084	35	2,376,487	34	2,295,434	35	2,410,111	33	1,795,030
	74	3,886,279	69	3,732,926	65	3,442,209	59	2,917,516	65	3,121,912	65	2,504,895
VP FOR INSTRUCTION UNITS												
DIV OF ACADEMIC ENHANCEMENT	10	2,736,896	10	2,927,598	2	812,508	1	364,642	6	2,097,153	5	1,739,748
INSTITUTE OF HIGHER EDUCATION	3	656,665	1	32,510	7	529,119	5	466,557	6	566,350	6	377,266
SERVICE LEARNING	0	0	0	0	0	0	0	0	1	199,160	0	0
	13	3,393,561	11	2,960,108	9	1,341,627	6	831,199	13	2,862,663	11	2,117,014
VP FOR PUBSV & OUTREACH UNITS												
BOTANICAL GARDEN	26	425,307	22	201,719	27	286,034	28	334,174	19	208,165	19	157,066
CARL VINSON INSTITUTE OF GOVT	97	8,723,746	84	5,223,006	75	7,711,998	64	5,235,499	81	8,244,581	69	6,083,993
CONT ED: LEARNING SERVICES	31	530,007	31	891,352	16	631,042	17	694,530	2	324,105	3	298,793
DISTANCE LEARNING	13	124,785	12	80,721	2	10,188	2	10,188	0	0	0	0
FANNING INST FOR LEADERSHIP	4	300,501	4	324,441	2	212,375	2	212,375	0	0	0	0
FANNING INSTITUTE	0	0	0	0	0	0	0	0	9	1,407,412	8	1,359,912
INTL PUBLIC SERVICE & OUTREACH	2	287,444	2	100,000	1	3,500	2	190,944	0	0	0	0
MARINE EXTENSION SERVICE	31	1,464,021	30	4,339,287	35	900,010	24	422,512	29	1,441,086	23	558,260
OFC OF INFO TECH OUTREACH SERV	8	1,085,766	6	1,025,257	8	1,179,569	9	1,240,980	6	1,076,578	5	669,173
OFFICE OF ACAD SPECIAL PROGRAM	4	27,000	4	27,000	2	24,700	2	24,700	2	29,900	2	29,900
SMALL BUSINESS DEVELOPMENT CTR	118	2,718,878	101	2,476,894	50	3,361,830	49	2,488,798	150	2,405,487	161	2,392,948
VPPSO & ASSOCIATE PROVOST	0	0	1	0	3	133,179	2	88,506	7	837,880	2	121,398
	334	15,687,455	297	14,689,677	221	14,454,425	201	10,943,206	305	15,975,194	292	11,671,443
VP FOR RESEARCH UNITS												
BIOMED & HEALTH SCI INSTITUTE	13	2,041,141	9	197,970	17	9,170,353	8	1,014,902	23	2,035,242	22	1,906,953
CANCER CENTER OF EXCELLENCE	1	97,250	1	97,250	8	684,274	3	163,650	3	154,025	3	195,400
COMPLEX CARBOHYDRATE CENTER	72	12,303,942	53	10,076,580	85	19,376,549	52	9,136,826	82	15,708,593	52	8,119,791
CTR APPLIED GEN TECH - RI	29	7,224,302	18	3,806,371	30	8,094,027	12	1,915,880	36	8,209,449	21	1,724,193
CTR FOR APPLIED ISOTOPE STUDY	2	106,391	3	106,391	3	272,191	2	112,192	0	0	0	0
CTR TROP EMERGING GLOB DISEASE	12	2,654,671	5	1,787,446	30	5,181,622	15	4,500,880	27	6,438,285	17	4,170,904
INSTITUTE FOR BEHAVIORAL RSCH	65	15,376,451	29	8,060,662	93	20,532,716	34	8,625,620	68	16,326,878	42	9,542,181
INSTITUTE OF BIOINFORMATICS	0	0	0	0	2	934,000	0	0	14	3,682,473	0	0
MARINE INSTITUTE	17	237,017	17	237,017	16	204,210	16	204,210	17	187,877	17	187,877
SAVANNAH RIVER ECOLOGY LAB	82	14,685,518	61	10,293,404	74	14,596,318	55	10,655,740	77	13,741,807	67	7,367,742
SEA GRANT PROGRAM	8	2,161,962	3	1,277,358	7	1,316,915	7	1,486,320	11	1,351,274	10	1,317,842

COLLEGE/SCHOOL/UNIT/DEPARTMENT	July '03-June '04				July '04-June '05				July '05-June '06			
	PROP CNT	PROPOSED AMOUNT	AWD CNT	FUNDED AMOUNT	PROP CNT	PROPOSED AMOUNT	AWD CNT	FUNDED AMOUNT	PROP CNT	PROPOSED AMOUNT	AWD CNT	FUNDED AMOUNT
UGARF SR FACULTY RSCH GRANT	22	9,235,050	21	7,935,050	14	4,640,720	15	5,940,720	21	8,373,726	21	8,373,726
VP OFFICE FOR RESEARCH	14	3,565,477	12	3,539,477	10	1,184,883	9	1,119,883	8	987,135	5	321,796
	337	69,689,172	232	47,414,976	389	86,188,778	228	44,876,823	387	77,196,764	277	43,228,405
VP FOR STUDENT AFFAIRS UNITS												
CAMPUS LIFE	1	21,700	1	21,700	2	36,600	1	18,800	0	0	1	17,800
DISABILITY RESOURCE CENTER	1	15,015	1	15,015	1	15,021	1	15,021	1	40,386	1	40,386
FOREST RESOURCES-SA	1	502,880	0	0	0	0	0	0	0	0	0	0
RECREATIONAL SPORTS	1	32,000	1	32,000	7	125,181	6	119,847	1	69,999	1	69,999
SECURITY & EMERG. PREPAREDNESS	1	115,500	1	115,500	2	150,816	1	7,816	0	0	0	0
STUDENT ACTIVITIES - PROGRAMS	2	2,701	1	2,700	0	0	0	0	0	0	1	4,002
STUDENT FINANCIAL AID	0	0	0	0	1	800	1	800	4	25,480	4	25,480
UNIVERSITY HEALTH CENTER	1	1,708	1	0	0	0	0	0	0	0	0	0
VP OFFICE FOR STUDENT AFFAIRS	5	14,427	5	14,427	3	1,118	3	1,118	6	231,323	5	213,323
WORK STUDY	1	1,000,000	1	1,900,000	2	525,000	2	948,984	1	1,000,000	1	1,000,000
	14	1,705,931	12	2,101,342	18	854,536	15	1,112,386	13	1,367,188	14	1,370,990
GRAND TOTAL	3,847	372,755,187	2,950	227,838,844	3,603	421,727,393	2,700	222,400,760	3,765	352,938,336	2,924	210,487,262

Total Percent Change

Between FY04 & FY05		Between FY04 & FY06		Between FY05 & FY06	
<u>Proposed Amt</u>	<u>Funded Amt</u>	<u>Proposed Amt</u>	<u>Funded Amt</u>	<u>Proposed Amt</u>	<u>Funded Amt</u>
13.14%	-2.39%	-5.32%	-7.62%	-16.31%	-5.36%

THREE-YEAR COMPARISON BY SPONSOR TYPE & SPONSOR
FY2004 - FY2006

FUNDING SOURCE	JULY '03 - JUNE '04				JULY '04 - JUNE '05				JULY '05 - JUNE '06			
	PROP CNT	PROPOSAL AMOUNT	AWD CNT	FUNDED AMOUNT	PROP CNT	PROPOSAL AMOUNT	AWD CNT	FUNDED AMOUNT	PROP CNT	PROPOSAL AMOUNT	AWD CNT	FUNDED AMOUNT
FEDERAL AGENCIES												
Center for Disease Control	14	3,846,073	11	2,786,113	15	4,683,066	10	1,993,304	13	3,792,855	7	1,221,758
Cooperative Ecosys Studies Unit (Gulf)	4	103,833	4	103,833	2	51,533	2	51,533	2	56,601	2	56,601
Cooperative Ecosys Studies Unit (Piedmont)	5	341,835	4	295,153	10	218,429	11	256,498	13	350,990	10	222,990
Corporation for National Services -Federal	1	5,147	1	5,147	0	0	0	0	0	0	0	0
Institute of Museum & Library Services	2	248,154	0	0	3	850,287	1	2,325	2	205,628	1	761,427
Millennium Challenge Corporation (MCC)	0	0	0	0	0	0	0	0	1	439,048	0	0
National Aero. and Space Administration	21	1,729,597	15	929,824	15	1,910,202	7	491,000	22	2,016,603	6	360,826
National Endowment for Arts	2	153,964	0	0	6	767,017	1	300,000	1	93,000	0	0
National Endowment for Humanities	3	217,496	0	0	2	403,702	0	0	3	1,054,892	0	0
National Geospatial-Intelligence	3	785,472	1	66,725	2	601,296	0	0	1	125,059	0	0
National Institutes of Health	265	70,382,882	147	41,532,107	315	118,338,289	139	39,357,156	284	80,286,917	127	33,878,227
National Science Foundation	328	79,232,150	152	27,195,228	315	63,918,354	134	22,179,432	289	57,793,842	102	17,640,056
National Sea Grant Law Center	0	0	0	0	1	41,316	0	0	0	0	0	0
National Security Agency	8	232,850	2	37,813	2	56,433	3	72,026	4	103,613	2	67,041
NOAA National Undersea Research Center	0	0	0	0	2	370,018	0	0	1	60,000	0	0
Nuclear Threat Initiative	0	0	1	31,000	0	0	0	0	1	49,100	1	49,100
Oak Ridge National Laboratory	1	16,145	0	0	1	16,145	0	0	0	0	0	0
Peace Corps	2	25,000	1	15,000	0	0	1	10,000	2	20,000	1	10,000
Small Business Administration	115	2,565,410	100	2,468,894	49	3,265,830	47	2,296,798	149	2,370,487	160	2,357,948
Smithsonian Institution	1	71,885	0	0	0	0	0	0	1	133,713	1	133,713
Tennessee Valley Authority	0	0	0	0	2	24,593	1	0	1	5,000	2	24,593
US Agency for International Development	7	5,839,141	4	4,864,253	7	8,337,858	2	2,746,659	4	2,358,983	2	2,796,658
US Department of Agriculture	302	33,570,778	186	18,372,471	254	30,731,661	160	21,314,437	199	23,256,130	155	17,830,270
US Department of Agriculture/Hatch	0	0	1	2,018,071	1	12,000	2	3,912,944	7	880,881	1	4,519,906
US Department of Air Force	4	552,178	4	552,178	3	440,521	2	330,785	3	478,100	2	189,733
US Department of Army	7	72,837	7	86,953	1	23,514	1	23,514	3	185,224	2	55,400
US Department of Commerce	39	7,525,299	17	6,714,876	32	6,383,238	23	3,471,697	24	2,212,816	21	1,852,877
US Department of Defense	4	487,072	1	110,000	6	2,235,100	2	210,000	13	1,243,451	6	268,488
US Department of Education	41	13,970,786	26	11,172,101	38	10,139,069	24	6,463,067	42	12,270,519	26	7,317,009
US Department of Energy	42	16,904,808	31	12,717,189	49	17,362,527	28	13,510,205	38	16,442,265	28	8,073,397
US Department of Health & Human Svcs	13	2,288,089	7	2,808,305	15	5,680,151	4	769,285	14	3,194,723	11	4,831,021
US Department of Homeland Security	0	0	0	0	3	6,007,712	0	0	0	0	0	0
US Department of Housing & Urban Dev	1	40,000	1	25,000	0	0	0	0	2	1,034,906	1	992,000
US Department of Interior	25	2,291,108	27	2,616,991	30	2,097,647	25	1,622,459	26	1,953,415	25	1,123,533

FUNDING SOURCE	JULY '03 - JUNE '04				JULY '04 - JUNE '05				JULY '05 - JUNE '06			
	PROP CNT	PROPOSAL AMOUNT	AWD CNT	FUNDED AMOUNT	PROP CNT	PROPOSAL AMOUNT	AWD CNT	FUNDED AMOUNT	PROP CNT	PROPOSAL AMOUNT	AWD CNT	FUNDED AMOUNT
US Department of Justice	0	0	1	250,774	0	0	0	0	0	0	0	0
US Department of Labor	1	105,490	0	0	0	0	1	105,490	0	0	0	0
US Department of Navy	4	346,131	2	98,523	2	105,984	1	75,895	2	79,012	2	79,012
US Department of State	11	1,765,285	3	639,334	15	3,166,922	8	1,202,767	9	876,695	7	644,325
US Department of Transportation	1	49,950	1	59,776	2	53,191	1	45,000	2	110,235	2	68,191
US Department of Veterans Affairs	1	20,600	1	20,600	0	0	0	0	1	108,601	0	0
US Environmental Protection Agency	34	3,932,719	20	1,783,761	35	2,843,056	17	1,375,937	25	3,652,545	9	677,396
US Forest Service	3	74,229	3	74,229	1	65,000	1	65,000	11	752,815	1	81,500
US Institute of Peace	0	0	0	0	2	87,440	2	87,440	0	0	0	0
US Securities and Exchange Commission	0	0	1	189,811	0	0	0	0	0	0	0	0
Vietnam Education Foundation	0	0	0	0	0	0	0	0	1	54,000	1	54,000
FEDERAL AGENCIES	1,315	249,794,393	783	140,642,033	1,238	291,289,101	661	124,342,653	1,216	220,102,664	724	108,238,996
INDUSTRIAL/CORPORATE	164	7,906,978	130	6,649,471	160	15,294,905	151	7,458,498	169	11,431,370	123	6,173,507
INTERNATIONAL FDN/ORG	33	1,414,874	20	806,657	37	2,974,340	27	2,533,215	46	2,066,470	29	37,839
PRIVATE ASSOC/FDN	1,364	57,146,785	1,101	35,150,193	1,190	57,249,271	953	39,875,854	1,302	65,603,391	1,059	42,952,180
STATE AGENCIES	444	36,145,358	401	25,850,890	436	36,283,341	361	27,857,775	388	33,875,268	348	33,267,650
OTHER UGA RELATED												
UGA Athletic Association	1	-38,476	1	-38,476	3	1,243,237	3	1,243,237	4	107,541	3	74,392
University of Georgia Foundation ²	322	8,091,364	311	7,784,069	315	9,809,611	319	10,260,331	391	8,320,486	395	8,397,774
University of Georgia Research Fdn, Inc. ³	204	12,293,911	203	10,994,007	224	7,583,587	225	8,829,197	249	11,431,146	243	11,344,925
OTHER UGA RELATED (TOTAL)	527	20,346,799	515	18,739,600	542	18,636,435	547	20,332,765	644	19,859,173	641	19,817,091
GRAND TOTAL	3,847	372,755,187	2,950	227,838,844	3,603	421,727,393	2,700	222,400,760	3,765	352,938,336	2,924	210,487,263

TOTAL AWARDS BY ACADEMIC DEPARTMENT & INVESTIGATOR¹

JULY 1, 2005 - JUNE 30, 2006

Title	Page
Collges / Schools	
College of Agricultural and Environmental Sciences (AES)	2
College of Agricultural and Environmental Sciences (General)	19
College of Arts and Sciences	30
College of Education	49
College of Environmental & Design	56
College of Family and Consumer Science	59
College of Journalism and Mass Communication	29
College of Pharmacy	63
College of Public Health	65
College of Veterinary Medicine	66
Cooperative Extension Service	77
School of Public and International Affairs	88
School of Forest Resources	90
School of Law	98
School of Social Work	99
Terry College of Business	103
Other UGA Units	
Office of the President	88
Senior Vice President for Academic Affairs	99
Senior Vice President for External Affairs	102
Senior Vice President for Finance and Administration	102
Vice President for Instruction	105
Vice President for Public Service and Outreach	106
Vice President for Research	112
Vice President for Student Affairs	121

¹ Academic Department is the department where an investigator's salary line and academic appointment is held. The dollar amount listed here is derived directly from the percent credit identified by investigator(s) on the Proposal Transmittal Sheet.

² Persons with split academic appointments may attribute academic credit to more than one department. Check lists under all relevant departments and centers/institutes to see the credit inventory for a given investigator.

³ If the percentage in the Credit Column is less than 100%, the identified faculty member may be a co-investigator, and is not necessarily the principal investigator.

⁴ Negative numbers reflect budget reductions from previous years.

TOTAL AWARDS BY ACADEMIC DEPARTMENT & INVESTIGATOR¹

JULY 1, 2005 - JUNE 30, 2006

College/Department/Investigator/Sponsor	% Credit OSP	Total Amount	Title
<i>COLL OF AGRIC & ENV SCI - AES</i>			
<u>AG & APPLIED ECON RSCH COLLEGE</u>			
BERGSTROM, JOHN			
UOFGA FOUNDATION	100	3,192	UGA FOUNDATION RICHARD B RUSSELL FOUNDATION 40R2661
HUANG, CHUNG-LIANG			
US DEPARTMENT OF AGRICULTURE	100	20,000	ORGANIC PRODUCE DEMAND ANALYSIS USING HOMESCAN DATA
WHITE, FREDDIE C			
UOFGA FOUNDATION	100	7,000	UGA FOUNDATION DISTINGUISHED PROFESSORSHIP JOHN MCKISSICK-AG AND APPLIED ECONOMICS 30F3690/7336900
<u>AG & APPLIED ECON RSCH GEORGIA</u>			
ALLISON, JOHN R			
GA COMMODITY COMM COTTON	100	5,000	COSTS AND RETURNS FOR GEORGIA COTTON PRODUCTION
FLETCHER, STANLEY M			
GA COMMODITY COMM PEANUTS	100	100,000	ECONOMIC ANALYSIS OF THE COMPETITIVE POSITION OF UNITED STATES PEANUT PRODUCERS
GA COMMODITY COMM PEANUTS	100	27,000	NATIONAL CENTER FOR PEANUT COMPETITIVENESS
GA COMMODITY COMM PEANUTS	100	23,000	ANALYSIS OF THE FARM SECURITY AND RURAL INVESTMENT (FSRI) ACT OF 2002 AND DEVELOPMENT OF A PEANUT TRADE SIMULATION MODEL TO EVALUATE ALTERNATIVE FTAA AND WTO TRADE AGREEMENT SCENARIOS...PRODUCERS
FLORKOWSKI, WOJCIECH J			
RURAL DEVLPMNT ADMIN OF KOREA	100	35,000	ECONOMIC ANALYSIS TO ASSESS THE KEY ELEMENTS OF CONSUMER PREFERENCES WITH EMPHASIS ON NEW AND MODIFIED FOOD AGRICULTURAL TECHNOLOGIES
US Highbush Blueberry Council	100	15,540	REGIONAL PRODUCTION OF HIGH AND LOWBUSH BLUEBERRIES IN THE UNITED STATES AND CANADA: BUILDING FOUNDATIONS FOR THE GLOBAL BLUEBERRY PRODUCTION FORECASTING SYSTEM
VARIOUS-INCOME	100	200	VARIOUS RESEARCH SUPPORT FOR DR. FLORKOWSKI
VARIOUS-INCOME	100	0	VARIOUS RESEARCH SUPPORT FOR DR. FLORKOWSKI
<u>ANIMAL SCIENCE RSCH COASTAL</u>			
BERNARD, JOHN KYLE			
UNIVERSITY OF FLORIDA	70	25,000	ENHANCING NUTRIENT INTAKE AND DIGESTIBILITY AND PERFORMANCE OF LACTATING DAIRY COWS FED DIETS BASED ON TIFTON 85 BERMUDAGRASS
UNIVERSITY OF FLORIDA	20	24,700	CAN DIETS FORMULATED FOR LOW HEAT INCREMENT REDUCE BODY HEAT PRODUCTION AND HEAT STRESS IN DAIRY COWS?
VARIOUS-INCOME	100	7,000	ADS VARIOUS-BERNARD
BURTLE, GARY J			
MISSISSIPPI STATE UNIVERSITY	100	10,220	FEED FORMULATION AND FEEDING STRATEGIES FOR BAIT OENAMENTAL FISH
HILL, GARY MARTIN			
NATIONAL CATTLEMEN'S BEEF ASSN	50	24,946	EFFECTS OF OPTAFLEXX FEEDING ON ANIMAL PERFORMANCE, CARCASS TRAITS, YIELDS OF CARCASS PRIMALS AND VALUE CUTS AND MEAT TENDERNESS IN OVARIETOMIZED HEIFERS
NATIONAL CATTLEMEN'S BEEF ASSN	20	38,160	EFFECT OF ANIONIC MINERAL SUPPLEMENTATION ON ANIMAL PERFORMANCE, PLASMA AND MUSCLE CALCIUM - CARCASS COMPOSITION AND MEAT TENDERNESS IN BRAHMAN INFLUENCED FEEDLOT CATTLE
NEWTON, GEORGE LARRY			
UOFGA RESEARCH FOUNDATION INC	100	1	VARIOUS INCOME
UOFGA RESEARCH FOUNDATION INC	100	120	VARIOUS INCOME
US DEPARTMENT OF AGRICULTURE	49	144,149	THE ROLE OF PONDS IN REDUCING THE THREAT OF PATHOGEN CONTAMINATION FROM LIVESTOCK IN AGRICULTURAL WATERSHEDS
WEST, JOE WILLIAMSON			
UNIVERSITY OF FLORIDA	15	25,000	ENHANCING NUTRIENT INTAKE AND DIGESTIBILITY AND PERFORMANCE OF LACTATING DAIRY COWS FED DIETS BASED ON TIFTON 85 BERMUDAGRASS

College/Department/Investigator/Sponsor	% Credit OSP	Total Amount	Title
UNIVERSITY OF FLORIDA	80	24,700	CAN DIETS FORMULATED FOR LOW HEAT INCREMENT REDUCE BODY HEAT PRODUCTION AND HEAT STRESS IN DAIRY COWS?
VARIOUS-INCOME	100	24,500	RESEARCH IN VITAMIN E SUPPLEMENTATION IN BEEF STEERS AND RESEARCH IN SWINE NUTRITION
VARIOUS-INCOME	100	8,000	RESEARCH IN VITAMIN E SUPPLEMENTATION IN BEEF STEERS AND RESEARCH IN SWINE NUTRITION
<u>ANIMAL SCIENCE RSCH COLLEGE</u>			
AZAIN, MICHAEL J			
SYNGENTA BIOTECHNOLOGY, INC	50	17,520	INFLUENCE OF DIET AND AGE ON FECAL SKATOLE PRODUCTION IN PIGS
US DEPARTMENT OF AGRICULTURE	100	6,930	RESEARCH SUPPORT 2006
BAILE, CLIFTON A			
APTOTEC, INCORPORATED	100	-12,540	NATURAL PRODUCTS THAT CAUSE ADIPOSE TISSUE APOPTOSIS
APTOTEC, INCORPORATED	40	100,000	FLAVONOID COMPOUNDS FOR THE PREVENTION OF OSTEOPOROSIS
APTOTEC, INCORPORATED	75	45,540	FLAVONOID COMPOUNDS FOR THE PREVENTION OF OSTEOPOROSIS
BRESAGEN/CYTOGENESIS	100	15,000	STEM CELL REAGENT DEVELOPMENT
BRESAGEN/CYTOGENESIS	100	100,000	CANCER STEM CELLS: THE ROLES OF A GROWTH FACTOR RECEPTOR MUTATION IN HESC TRANSFORMATION AND BREAST CANCER
BERTRAND, JOSEPH K			
CANADIAN CHAROLAIS ASSOCIATION	100	10,000	CANADIAN CHAROLAIS GENETIC EVALUATION
CANADIAN CHAROLAIS ASSOCIATION	100	10,000	CANADIAN CHAROLAIS GENETIC EVALUATION
CANADIAN LIMOUSIN ASSOCIATION	100	5,000	GENETIC EVALUATION OF CANADIAN LIMOUSIN CATTLE
CORNELL UNIVERSITY	50	150,000	NATIONAL BEEF CATTLE CONSORTIUM
INTL BRANGUS BREEDERS ASSN	100	10,000	BRANGUS NATIONAL CATTLE EVALUATION
NORTH AMER LIMOUSINE FOUND	100	10,000	DETERMINATION OF GENETIC DIFFERENCES IN LIMOUSIN CATTLE
SENEPOL CATTLE BREEDERS ASSN	100	5,000	SENEPOL NATIONAL CATTLE EVALUATION
DALTON, STEPHEN			
GEORGIA CANCER COALITION	100	100,000	A PROGRAM IN STEM CELLS AND TUMOR BIOLOGY
DELLAFERA, MARYANNE			
APTOTEC, INCORPORATED	40	100,000	FLAVONOID COMPOUNDS FOR THE PREVENTION OF OSTEOPOROSIS
DOVE, CHARLES ROBERT			
SYNGENTA BIOTECHNOLOGY, INC	50	17,520	INFLUENCE OF DIET AND AGE ON FECAL SKATOLE PRODUCTION IN PIGS
DUCKETT, SUSAN K			
US DEPARTMENT OF AGRICULTURE	100	-123,035	PASTURE-BASED BEEF SYSTEMS FOR APPALACHIA
US DEPARTMENT OF AGRICULTURE	100	-162,788	PASTURE-BASED BEEF SYSTEMS FOR APPALACHIA
US DEPARTMENT OF AGRICULTURE	100	162,788	PASTURE-BASED BEEF SYSTEMS FOR APPALACHIA
US DEPARTMENT OF AGRICULTURE	100	123,035	PASTURE-BASED BEEF SYSTEMS FOR APPALACHIA
LENTS, CLAY A			
US DEPARTMENT OF AGRICULTURE	100	106,524	ESTROGEN REGULATION OF GNRH RECEPTOR GENE EXPRESSION IN THE OVINE PITUITARY
MISZTAL, IGNACY			
CORNELL UNIVERSITY	50	150,000	NATIONAL BEEF CATTLE CONSORTIUM
HOLSTEIN FOUNDATION	100	46,460	FACTORS AFFECTING FERTILITY IN HOLSTEINS
US DEPARTMENT OF AGRICULTURE	100	25,000	IMPROVEMENTS IN GENETIC EVALUATION SOFTWARE FOR CALVING EASE
PRINGLE, TIMOTHY D			
VARIOUS-INCOME	100	4,000	VARIOUS PRINGLE
VARIOUS-INCOME	100	495	VARIOUS PRINGLE
VARIOUS-INCOME	100	5,000	VARIOUS PRINGLE
REKAYA, ROMDHANE			
IOWA STATE UNIVERSITY	100	149,558	INTEGRATE OF FUNCTIONAL GENOMICS AND QUANTITATIVE GENETICS TO IMPROVE FEED EFFICIENCY IN PIGS
SMITHFIELD PREMIUM GENETICS	20	50,000	GENETIC ANALYSES OF PUREBREDS BASED ON CROSSBRED PERFORMANCE WITH EMPHASIS ON MORTALITY AND MORBIDITY
STICE, STEVEN L			
ARUNA BIOMEDICAL INC	100	90,428	NEURAL STEM CELL DRUG DISCOVERY ASSAYS (SUB CONTRACT FROM NIH GRANT CALLED NEURAL CELL BASES ASSAYS DERIVED FROM HUMAN ES CELLS) GRANTED TO ARUNA BIOMEDICAL INC
GA INSTITUTE OF TECHNOLOGY	100	6,875	FEASIBILITY OF GRAFTING HUMAN DERIVED ES CELLS INTO THE CONTUSED SPINAL CORD

College/Department/Investigator/Sponsor	% Credit OSP	Total Amount	Title
GA INSTITUTE OF TECHNOLOGY	100	78,169	DIRECTED DIFFERENTIATION TO HUMAN EMBRYONIC STEM CELLS TOWARDS THE ENDOTHELIAL PHENOTYPE
NATIONAL INSTITUTES OF HEALTH	100	183,600	SHORT-TERM COURSE IN HUMAN EMBRYONIC STEM CELL CULTURE TECHNIQUES
<u>ASSIST DEAN'S OFF - COASTAL</u>			
BRIDGES, DAVID C			
GA INSTITUTE OF TECHNOLOGY	100	208,500	CENTER OF INNOVATIONS IN AGRICULTURE
VARIOUS-INCOME	100	12,500	TO TRACK EXPENDITURES FOR REIDSVILLE FACILITY FOR HORTICULTURE EXPENSES
VARIOUS-INCOME	100	12,500	TO TRACK EXPENDITURES FOR REIDSVILLE FACILITY FOR RESEARCH EXPENSES - VIDALIA ONION COMMITTEE FUNDING
STEPHENSON, MICHAEL G			
GA COMMODITY COMM TOBACCO	100	4,300	REGIONAL CHEMICAL SUCKER CONTROL TEST
GA COMMODITY COMM TOBACCO	100	6,188	FLUE CURED TOBACCO VARIETY EVALUATION IN GEORGIA
<u>ASSIST DEAN'S OFF - GEORGIA</u>			
ARKIN, GERALD F			
CITY OF GRIFFIN	100	0	CITY OF GRIFFIN COORDINATOR ASSISTANCE
CITY OF GRIFFIN	100	17,500	CITY OF GRIFFIN COORDINATOR ASSISTANCE
COUNTY OF SPALDING	100	17,500	SPALDING COUNTY BOARD OF COMMISSIONERS COORDINATOR ASSISTANCE
GA INSTITUTE OF TECHNOLOGY	100	42,820	UGA SPACE GRANT PROGRAM
GEORGIA CATTLEMEN'S ASSN	100	33,828	UGA NEC AGRICULTURAL RESEARCH ASSISTANCE II POSITION
GEORGIA CATTLEMEN'S ASSN	100	34,851	AGRICULTURAL POSITION UGA NORTHWEST BRANCH RESEARCH AND EDUCATION CENTER
US DEPARTMENT OF AGRICULTURE	100	109,606	SOUTHERN REGIONAL CANOLA RESEARCH PROGRAM
US DEPARTMENT OF AGRICULTURE	100	5,043	RESEARCH SUPPORT AGREEMENT 2006
US DEPARTMENT OF AGRICULTURE	100	28,087	RESEARCH SUPPORT AGREEMENT 2006
US DEPARTMENT OF AGRICULTURE	100	3,785	RESEARCH SUPPORT AGREEMENT 2006
US DEPARTMENT OF AGRICULTURE	100	25,402	RESEARCH SUPPORT AGREEMENT 2006
US DEPARTMENT OF AGRICULTURE	100	3,621	RESEARCH SUPPORT AGREEMENT 2006
US DEPARTMENT OF AGRICULTURE	100	107,500	SOUTHERN REGIONAL CANOLA RESEARCH PROGRAM
GARDNER, WAYNE A			
VARIOUS-INCOME	100	75	VARIOUS INCOME
JORDAN, JEFFREY L			
US DEPARTMENT OF AGRICULTURE	100	2,682,698	IMPLEMENT PLAN OF WORK FOR THE SOUTHERN REGION SUSTAINABLE AGRICULTURE RESEARCH AND EDUCATION (SARE) PROGRAM
WILLIAMS, JONATHAN H			
US AGENCY FOR INATL DEVEL	78	2,550,000	THE PEANUT COLLABORATIVE PROGRAM
<u>BIOLOGICAL AG ENG RSCH COASTAL</u>			
PERRY, CALVIN			
COTTON INCORPORATED	40	15,000	A REAL-TIME SMART SENSOR ARRAY FOR MEASURING SOIL MOISTURE AND TEMPERATURE
PERRY, CALVIN DEVON			
GA COMMODITY COMM COTTON	50	20,000	USE A COMMERCIALY AVAILABLE SOIL ELECTRICAL CONDUCTIVITY MAPPING SYSTEM TO IDENTIFY NEMATODE-PRONE AREAS IN A FIELD
GA COMMODITY COMM PEANUTS	75	20,000	MAINTAINING OPTIMAL SOIL MOISTURE IN PEANUTS WITH VARIABLE RATE IRRIGATION
VELLIDIS, GEORGE			
COTTON INCORPORATED	60	15,000	A REAL-TIME SMART SENSOR ARRAY FOR MEASURING SOIL MOISTURE AND TEMPERATURE
GA COMMODITY COMM COTTON	20	20,000	USE A COMMERCIALY AVAILABLE SOIL ELECTRICAL CONDUCTIVITY MAPPING SYSTEM TO IDENTIFY NEMATODE-PRONE AREAS IN A FIELD
GA COMMODITY COMM PEANUTS	100	5,000	INTEGRATING MESH NETWORKS INTO THE REAL-TIME SMART SENSOR ARRAY FOR SCHEDULING IRRIGATION
US DEPARTMENT OF AGRICULTURE	55	197,750	THE SUWANNEE RIVER OF GEORGIA AND FLORIDA - TOOLS FOR INTEGRATED RESOURCE MANAGEMENT IN A MAJOR RIVER BASIN
US DEPARTMENT OF AGRICULTURE	55	256,985	THE SUWANNEE RIVER OF GEORGIA AND FLORIDA - TOOLS FOR INTEGRATED RESOURCE MANAGEMENT IN A MAJOR RIVER BASIN
US DEPARTMENT OF AGRICULTURE	51	144,149	THE ROLE OF PONDS IN REDUCING THE THREAT OF PATHOGEN CONTAMINATION FROM LIVESTOCK IN AGRICULTURAL WATERSHEDS
US DEPARTMENT OF AGRICULTURE	45	650,000	LONG-TERM WATER QUALITY RESPONSE TO CONSERVATION PRACTICES IN A COASTAL PLAIN WATERSHED

College/Department/Investigator/Sponsor	% Credit OSP	Total Amount	Title
US DEPT OF EDUCATION	100	75,520	PRECISION AGRICULTURE: TECHNOLOGY FOR A MORE SUSTAINABLE AGRICULTURE AND GREATER FOOD SAFETY
VARIOUS-INCOME	100	5,000	VARIOUS GIFTS TO SUPPORT RESEARCH BEING CONDUCTED BY GEORGE VELLIDIS
WILLIAMS, EARL JAY			
GA COMMODITY COMM PEANUTS	30	18,000	EVALUATING PEANUT CULTIVARS PLANTED BY CONVENTIONAL AND REDUCED TILLAGE METHODS IN TWIN AND SINGLE ROW PATTERNS
GA COMMODITY COMM PEANUTS	57	15,000	IDENTIFYING OPTIMUM MATURITY FOR NEW PEANUT GENOTYPES WITH EITHER NORMAL OR HIGH OLEIC OIL CHEMISTRY AND THE EFFECT OF MATURITY AND CALCIUM CONCENTRATION ON FINAL YIELD, GRADE, SEED GERMINATION AND FLAVOR
PEANUT FOUNDATION	10	30,000	IDENTIFYING OPTIMUM MATURITY FOR NEW PEANUT GENOTYPES WITH EITHER NORMAL OR HIGH OLEIC OIL CHEMISTRY AND THE EFFECT OF MATURITY AND CALCIUM CONCENTRATION ON FINAL YIELD, GRADE, SEED GERMINATION AND FLAVOR
<u>BIOLOGICAL AG ENG RSCH COLLEGE</u>			
ADAMS, THOMAS TUNSTALL			
GA COMMODITY COMM PEANUTS	34	-5,000	PERFORMANCE TESTING OF GEOLA DERIVED BIODIESEL
GA COMMODITY COMM PEANUTS	67	5,000	PERFORMANCE TESTING OF GEOLA DERIVED BIODIESEL
GA ENV FACILITIES AUTHORITY	100	1,438,000	BIOREFINERY AND HYDROGEN FUEL CELL RESEARCH/SCOPE OF SERVICES
LANGDALE INDUSTRIES INC	100	-68,000	ASSESSMENT, TESTING AND IMPACTS OF BIOMASS HARVESTED FROM THE OSCEOLA NATIONAL FOREST AS A FUEL MATERIAL IN CO-GENERATION AND BIO-REFINEMENT
NC AG/TECHNICAL STATE UNIV	100	-65,633	GEORGIA HYDROGEN TECHNOLOGY LEARNING CENTER
US POULTRY AND EGG ASSOCIATION	10	35,040	MEASUREMENT AND SUPPRESSION OF AMMONIA EMISSION FROM POULTRY LITTER
ALTMAN, ELLIOT			
CONSORTIUM FOR PLANT BIOTECH R	50	106,000	NOVEL PEPTIDE ANTIBIOTICS
CONSORTIUM FOR PLANT BIOTECH R	33	97,500	A METABOLIC ENGINEERING APPROACH TO IMPROVE PROTEIN PRODUCTION PROCESS DESIGN FOR THE BIOCATALYSIS OF VALUE-ADDED CHEMICALS FROM
US DEPARTMENT OF ENERGY	33	129,828	CARBON DIOXIDE
ZOLARIS BIOSCIENCES INC	100	-50,000	ANTIBIOTIC PEPTIDES
GELLER, DANIEL			
GA COMMODITY COMM PEANUTS	33	-5,000	PERFORMANCE TESTING OF GEOLA DERIVED BIODIESEL
GA COMMODITY COMM PEANUTS	33	5,000	PERFORMANCE TESTING OF GEOLA DERIVED BIODIESEL
GOODRUM, JOHN W			
GA COMMODITY COMM PEANUTS	33	-5,000	PERFORMANCE TESTING OF GEOLA DERIVED BIODIESEL
LAW, S EDWARD			
UOFGA RESEARCH FOUNDATION INC	100	1	ROYALTY RESEARCH - SIDNEY LAW
UOFGA RESEARCH FOUNDATION INC	100	491	ROYALTY RESEARCH - SIDNEY LAW
THOMPSON, SIDNEY A			
UOFGA FOUNDATION	100	3,969	UGA FOUNDATION U. H. DAVENPORT PROFESSOR OF AG ENGINEERING 30F3600
THREADGILL, ERNEST DALE			
UOFGA FOUNDATION	100	4,628	ENDOWMENT B DIXON SCHOLAR UGA FOUNDATION 40S9630
UOFGA RESEARCH FOUNDATION INC	100	1	VARIOUS INCOME
UOFGA RESEARCH FOUNDATION INC	100	491	VARIOUS INCOME
US DEPARTMENT OF AGRICULTURE	100	13,750	RESEARCH SUPPORT 2006
<u>BIOLOGICAL AG ENG RSCH GEORGIA</u>			
HOOGENBOOM, GERRIT			
FLORIDA STATE UNIVERSITY	50	630,000	DECISION SUPPORT SYSTEM FOR REDUCING AGRICULTURAL RISK CAUSED BY CLIMATE VARIABILITY
GA COMMODITY COMM COTTON	100	1,000	APPLICATION OF WEATHER DATA FOR MANAGEMENT OF COTTON PRODUCTION
GA COMMODITY COMM PEACHES	50	1,000	WEATHER SUPPORT FOR GEORGIA PEACH GROWERS
GA COMMODITY COMM PEANUTS	50	10,000	DEVELOPMENT OF A WEB-BASED IRRIGATION SCHEDULER THAT USES LOCAL WEATHER INFORMATION
GA COMMODITY COMM PEANUTS	50	3,000	APPLICATION OF WEATHER AND CLIMATE DATA FOR PEANUT MANAGEMENT INCORPORATING WEATHER AND CLIMATE INFORMATION TO ENHANCE THE TOMATO
GEORGIA PEANUT COMMISSION	40	17,000	SPOTTED WILT VIRUS RISK INDEX

College/Department/Investigator/Sponsor	% Credit OSP	Total Amount	Title
MACTEC, INC.	100	-18,540	AIR MONITORING FOR DRY DEPOSITION (CASTNET III)
MACTEC, INC.	100	6,180	AIR MONITORING FOR DRY DEPOSITION (CASTNET III)
NATO SCIENTIFIC AFFAIRS DIV	100	8,643	WATER RESOURCES MANAGEMENT OF AGRO-ECO-SYSTEMS IN THE SOUTH CAUCESAS TRANSBOUNDARY REGIONS (ARMENIA AZERBAIJAN AND GEORGIA)
NATO SCIENTIFIC AFFAIRS DIV	100	171	WATER RESOURCES MANAGEMENT OF AGRO-ECO-SYSTEMS IN THE SOUTH CAUCESAS TRANSBOUNDARY REGIONS (ARMENIA AZERBAIJAN AND GEORGIA)
SYNGENTA CROP PROTECTION, INC	50	60,000	IMPLEMENTATION OF WEB BASED DECISION SUPPORT SIMULATION MODELS FOR SYNGENTA TECHNOLOGY SOLUTIONS
UNIVERSITY OF FLORIDA	75	110,000	RISK MANAGEMENT FOR AGRICULTURE SPECIALTY CROPS IN THE SOUTHEASTERN UNITED STATES
UNIVERSITY OF MIAMI	75	50,000	CLIMATE INFORMATION SYSTEM FOR AGRICULTURE AND WATER RESOURCE MANAGEMENT IN THE SOUTHEAST USA
PAZ, JOEL O			
GA COMMODITY COMM PEACHES	50	1,000	WEATHER SUPPORT FOR GEORGIA PEACH GROWERS
GA COMMODITY COMM PEANUTS	50	10,000	DEVELOPMENT OF A WEB-BASED IRRIGATION SCHEDULER THAT USES LOCAL WEATHER INFORMATION
GA COMMODITY COMM PEANUTS	50	3,000	APPLICATION OF WEATHER AND CLIMATE DATA FOR PEANUT MANAGEMENT INCORPORATING WEATHER AND CLIMATE INFORMATION TO ENHANCE THE TOMATO
GEORGIA PEANUT COMMISSION	50	17,000	SPOTTED WILT VIRUS RISK INDEX
SYNGENTA CROP PROTECTION, INC	50	60,000	IMPLEMENTATION OF WEB BASED DECISION SUPPORT SIMULATION MODELS FOR SYNGENTA TECHNOLOGY SOLUTIONS
PRUSSIA, STANLEY E			
VARIOUS-INCOME	100	-2,012	VARIOUS RESEARCH GIFTS FOR DR. PRUSSIA
VERMA, BRAHM P			
VARIOUS-INCOME	100	8,845	VARIOUS RESEARCH
VARIOUS-INCOME	100	962	VARIOUS RESEARCH
VARIOUS-INCOME	100	-922	VARIOUS RESEARCH
<u>CENTER FOR FOOD SAFETY-GEORGIA</u>			
BEUCHAT, LARRY R			
US DEPARTMENT OF AGRICULTURE	75	146,306	ALLIANCE FOR FOOD PROTECTION
VARIOUS-INCOME	100	7,500	VARIOUS RESEARCH CFS BEUCHAT
VARIOUS-INCOME	100	8,000	VARIOUS RESEARCH CFS BEUCHAT
VARIOUS-INCOME	100	20,000	VARIOUS RESEARCH CFS BEUCHAT
DOYLE, MICHAEL PATRICK			
BATTELLE MEMORIAL INSTITUTE	100	68,500	CONFIRMATION OF MASS SPECTROMETRY-BASED ANALYTICAL METHOD TO DETECT AND DIFFERENTIATE ACTIVE CLOSTRIDIUM BOTULINUM TOXINS BY MICE BIOASSAY
BATTELLE MEMORIAL INSTITUTE	100	-27,400	CONFIRMATION OF MASS SPECTROMETRY-BASED ANALYTICAL METHOD TO DETECT AND DIFFERENTIATE ACTIVE CLOSTRIDIUM BOTULINUM TOXINS BY MICE BIOASSAY
GA DEPT OF HUMAN RESOURCES	100	120,000	RESEARCH SUPPORT ON FOOD SAFETY ISSUES
GREAT EASTERN MUSSEL FARMS	100	5,995	USE OF HIGH CONCENTRATION OF SALT (SODIUM CHLORIDE) TO PREVENT BOTULINUM TOXIN PRODUCTION IN A NOVEL LIVE MUSSEL PACK (PHASE II-2)
UOFGA RESEARCH FOUNDATION INC	100	3,616	UGARF-ROYALTY RESEARCH MICHAEL DOYLE
UOFGA RESEARCH FOUNDATION INC	100	3,603	UGARF-ROYALTY RESEARCH MICHAEL DOYLE
UOFGA RESEARCH FOUNDATION INC	100	7,233	UGARF-DEPARTMENT ROYALTY RESEARCH MICHAEL DOYLE
UOFGA RESEARCH FOUNDATION INC	100	7,207	UGARF-DEPARTMENT ROYALTY RESEARCH MICHAEL DOYLE
US DEPARTMENT OF AGRICULTURE	5	890,000	FROM EGG TO CARCASS: TRACKING THE ENTRY OF POULTRY FOODBORNE PATHOGENS INTO THE FOOD CHAIN
US DEPT OF HEALTH & HUMAN SVCS	60	38,925	USE OF PACKAGING FILM OXYGEN PERMEABILITY TO ALLOW AEROBIC SPOILAGE ORGANISMS TO GROW AND SPOIL THE PRODUCT BEFORE TOXIN IS PRODUCED BY CLOSTRIDIUM BOTULINUM IN FRESH ... ATMOSPHERES
ERICKSON, MARILYN C			
US DEPT OF HEALTH & HUMAN SVCS	40	38,925	USE OF PACKAGING FILM OXYGEN PERMEABILITY TO ALLOW AEROBIC SPOILAGE ORGANISMS TO GROW AND SPOIL THE PRODUCT BEFORE TOXIN IS PRODUCED BY CLOSTRIDIUM BOTULINUM IN FRESH ... ATMOSPHERES
ORTEGA, YNES ROSA			
US DEPARTMENT OF AGRICULTURE	25	146,306	ALLIANCE FOR FOOD PROTECTION

College/Department/Investigator/Sponsor	% Credit OSP	Total Amount	Title
<u>CROP & SOIL SCIENCES COASTAL</u>			
BEDNARZ, CRAIG W			
COTTON INCORPORATED	100	10,000	VACUUM HARVESTING SYSTEM FOR COTTON
GA COMMODITY COMM COTTON	20	17,640	NITROGEN EFFECTS ON BIOLOGICAL CONTROL IN COTTON
GA COMMODITY COMM COTTON	100	51,000	COTTON CROP MANAGEMENT AND PHYSIOLOGY
GA COMMODITY COMM COTTON	50	47,876	COTTON IRRIGATION AND DEFOLIATION MANAGEMENT USING REMOTE SENSING
VARIOUS-INCOME	100	1,600	VARIOUS INCOME
VARIOUS-INCOME	100	20,750	VARIOUS INCOME
VARIOUS-INCOME	100	11,000	VARIOUS INCOME
VARIOUS-INCOME	100	1,900	VARIOUS INCOME
VARIOUS-INCOME	100	28,000	VARIOUS INCOME
VARIOUS-INCOME	100	1,500	VARIOUS INCOME
BRANCH, WILLIAM D			
UOFGA RESEARCH FOUNDATION INC	100	35,000	ENHANCEMENT OF THE GEORGIA PEANUT BREEDING PROGRAM
UOFGA RESEARCH FOUNDATION INC	100	1	VARIOUS INCOME
BROWN, STEVEN M			
COTTON INCORPORATED	100	10,000	YIELD, QUALITY AND PROFITABILITY OF COTTON PRODUCED WITH SUBSURFACE DRI VERSUS OVERHEAD SPRINKLER IRRIGATION SYSTEMS
CHEE, PENG WAH			
CIVIL ENGINEERING RESEARCH FND	100	13,200	CERF SPONSORED TRAINING PROGRAM FOR SIJID-UR-RAHMAN
COTTON INCORPORATED	100	54,000	DEVELOPMENT OF DIAGNOSTIC MARKERS FOR ROOT-KNOT NEMATODE RESISTANT GENES IN COTTON
COTTON INCORPORATED	100	24,150	UGA - REGIONAL/SHUTTLE BREEDING TO DEVELOPMENT HIGHER YIELDING, IMPROVED FIBER QUALITY AND MORE DROUGHT TOLERANT GERMPLASM
GA COMMODITY COMM COTTON	100	39,800	DEVELOPMENT OF TRANGENIC COTTON CULTIVARS ADAPTED TO GEORGIA ENVIRONMENTS
GA COMMODITY COMM COTTON	100	14,500	DEVELOPMENT OF DIAGNOSTIC MARKERS FOR ROOT-KNOT NEMATODE RESISTANT GENES IN COTTON: A VALUABLE TOOL FOR BREEDING NEMATODE RESISTANCE CULTIVARS
UOFGA RESEARCH FOUNDATION INC	100	39,386	GEORGIA SEED DEVELOPMENT CORP
GREY, TIMOTHY LANE			
GA COMMODITY COMM PEANUTS	34	10,000	PEANUT RESPONSE TO LATE-SEASON GLYPHOSATE APPLICATIONS
GA COMMODITY COMM PEANUTS	50	5,000	PEANUT CULTIVAR RESPONSES TO RESIDUAL HERBICIDES IN GROWTH CHAMBER EXPERIMENTS
GA DEPT OF AGRICULTURE	100	30,500	EVALUATION OF HERBICIDE CONTROL METHODS FOR TROPICAL SODA APPLE IN GEORGIA PASTURE AND PINE TREE FOREST
VARIOUS-INCOME	100	13,750	TO STUDY PEANUT QUALITY CONDUCTED BY DR. CRAIG S. KVIEN
HANNA, WAYNE W			
UOFGA RESEARCH FOUNDATION INC	100	10,008	UGARF - ROYALTY RESEARCH HANNA
UOFGA RESEARCH FOUNDATION INC	100	70,518	UGARF - ROYALTY RESEARCH HANNA
UOFGA RESEARCH FOUNDATION INC	100	2,276	UGARF - ROYALTY RESEARCH HANNA
UOFGA RESEARCH FOUNDATION INC	100	0	DEVELOPMENT OF SUPERIOR ORNAMENTAL GRASSES
UOFGA RESEARCH FOUNDATION INC	100	15,632	DEVELOPMENT OF SUPERIOR ORNAMENTAL GRASSES
UOFGA RESEARCH FOUNDATION INC	100	0	DEVELOPMENT OF SUPERIOR CENTIPEDEGRASS CULTIVARS
UOFGA RESEARCH FOUNDATION INC	100	42,409	DEVELOPMENT OF SUPERIOR CENTIPEDEGRASS CULTIVARS
UOFGA RESEARCH FOUNDATION INC	100	0	DEVELOPMENT OF SUPERIOR TURF BERMUDAGRASS CULTIVAR
UOFGA RESEARCH FOUNDATION INC	100	20,632	DEVELOPMENT OF SUPERIOR TURF BERMUDAGRASS CULTIVAR
VARIOUS-INCOME	100	2,500	TO SPLIT FUNDS BELONGING TO HANNA FROM THE RF328-284 ACCOUNT - WILL BE USED FOR TURF RESEARCH
VARIOUS-INCOME	100	2,500	TO SPLIT FUNDS BELONGING TO HANNA FROM THE RF328-284 ACCOUNT - WILL BE USED FOR TURF RESEARCH
VARIOUS-INCOME	100	8,000	TO SPLIT FUNDS BELONGING TO HANNA FROM THE RF328-284 ACCOUNT - WILL BE USED FOR TURF RESEARCH
HOLBROOK, C C			
GA COMMODITY COMM PEANUTS	100	8,000	DEVELOPING CULTIVARS WITH RESISTANCE TO THE PEANUT ROOT-KNOT NEMATODE
GA COMMODITY COMM PEANUTS	100	10,000	EVALUATION OF PRODUCTION SYSTEMS USING BREADING LINES WITH RESISTANCE TO LEAF SPOT AND TOMATO SPOTTED WILT VIRUS TO IMPROVE ON FARM NET PROFIT
GA COMMODITY COMM PEANUTS	10	15,000	IDENTIFICATION AND CHARACTERIZATION OF MOLECULAR MARKERS ASSOCIATED WITH RESISTANCE TO TSWV AND LEAF SPOTS IN PEANUTS

College/Department/Investigator/Sponsor	% Credit OSP	Total Amount	Title
HOOK, JAMES E			
GA DEPT OF NATURAL RESOURCES	50	116,035	IMPLEMENTATION OF FLINT RIVER BASIN REGIONAL WATER PLAN
KVIEN, CRAIG K			
GA COMMODITY COMM COTTON	20	15,000	IMPROVING FARM EFFICIENCIES THROUGH INTERNET TECHNOLOGIES
GA COMMODITY COMM PEANUTS	100	5,000	ENHANCING PEANUT PROFIT THROUGH WIRELESS TECHNOLOGIES
GA COMMODITY COMM PEANUTS	10	15,000	IDENTIFICATION AND CHARACTERIZATION OF MOLECULAR MARKERS ASSOCIATED WITH RESISTANCE TO TSWV AND LEAF SPOTS IN PEANUTS
GA DEPT OF EDUCATION	100	25,000	GEORGIA LEARN AND SERVE SCHOOL-BASED
GA INSTITUTE OF TECHNOLOGY	50	70,000	WIRELESS INTERNET INFORMATION AND CONTROL SYSTEM FOR AGRICULTURE
GA INSTITUTE OF TECHNOLOGY	100	70,000	VACUUM HARVESTING OF COTTON
US DEPARTMENT OF AGRICULTURE	45	197,750	THE SUWANNEE RIVER OF GEORGIA AND FLORIDA - TOOLS FOR INTEGRATED RESOURCE MANAGEMENT IN A MAJOR RIVER BASIN
US DEPARTMENT OF AGRICULTURE	45	256,985	THE SUWANNEE RIVER OF GEORGIA AND FLORIDA - TOOLS FOR INTEGRATED RESOURCE MANAGEMENT IN A MAJOR RIVER BASIN
VARIOUS-NON-CORP GIFTS	100	5,000	VARIOUS INCOME
MAY, OSCAR LLOYD			
COTTON INCORPORATED	100	-25,000	TRANSGENIC AND NON-TRANSGENIC COTTON PRODUCTION SYSTEMS-GEORGIA
RITCHIE, GLEN LORIN			
GA COMMODITY COMM COTTON	50	47,876	COTTON IRRIGATION AND DEFOLIATION MANAGEMENT USING REMOTE SENSING
<u>CROP & SOIL SCIENCES COLLEGE</u>			
BOERMA, HENRY ROGER			
UOFGA RESEARCH FOUNDATION INC	100	54,000	MOLECULAR BREEDING FOR HIGH VALUE AND SUPERIOR PEST RESISTANT SOYBEAN CULTIVARS
UOFGA RESEARCH FOUNDATION INC	100	43,092	VARIOUS INCOME
BOUTON, JOSEPH H			
UOFGA RESEARCH FOUNDATION INC	100	28,320	ANIMAL TESTING OF ADVANCED FORAGE EXPERIMENTS BEFORE THEIR RELEASE AS CULTIVARS, TALL FESCUE CULTIVARS
UOFGA RESEARCH FOUNDATION INC	100	34,215	VARIOUS INCOME
DEVOS, KATRIEN MARTHA			
KIRKHOUSE TRUST, UK	100	18,000	2006 TRAINING OF A DEVELOPING COUNTRY SCIENTIST IN THE APPLICATION OF SSR MARKERS TO ACCESS THE BIO-DIVERSITY IN A SAMPLE OF CULTIVATED AND WILD FINGER
MCKNIGHT FOUNDATION	100	29,843	DEVELOPMENT OF HIGH YIELDING DISEASE RESISTANT AND DROUGHT TOLERANT GENOTYPES OF FINGER MILLET (ELEUSINE CORACANA GAERTN) GENOTYPES
MCKNIGHT FOUNDATION	100	0	INTEREST INCOME ACCOUNT FOR 2521RC284468 MUST REFUND TO SPONSOR AT END
MCKNIGHT FOUNDATION	100	804	INTEREST INCOME ACCOUNT FOR 2521RC284468 MUST REFUND TO SPONSOR AT END
MCKNIGHT FOUNDATION	100	232	INTEREST INCOME ACCOUNT FOR 2521RC284468 MUST REFUND TO SPONSOR AT END
MCKNIGHT FOUNDATION	100	346	INTEREST INCOME ACCOUNT FOR 2521RC284468 MUST REFUND TO SPONSOR AT END
MCKNIGHT FOUNDATION	100	904	INTEREST INCOME ACCOUNT FOR 2521RC284468 MUST REFUND TO SPONSOR AT END
NATIONAL SCIENCE FOUNDATION	40	499,383	CHARACTERIZING THE WHEAT GENOME BY RANDOM SAMPLE SEQUENCING
PIONEER HI-BRED INATL	100	74,000	COMPARATIVE AND FUNCTIONAL ANALYSIS OF GENES AFFECTING PLANT HEIGHT
ROCKEFELLER FOUNDATION THE	100	10,000	TRAVEL FUNDS TO ENABLE DEVELOPING COUNTRY SCIENTISTS TO ATTEND THE PLANT AND ANIMAL GENOME XIV
KARNOK, KEITH J			
VARIOUS-INCOME	100	12,588	WETTING AGENT STUDY
VARIOUS-INCOME	100	13,000	WETTING AGENT STUDY
VARIOUS-INCOME	100	9,988	WETTING AGENT STUDY
VARIOUS-INCOME	100	14,625	WETTING AGENT STUDY
LAFAYETTE, PETER R			
UNITED SOYBEAN BOARD	25	339,114	SOYBEAN TISSUE CULTURE AND GENETIC ENGINEERING CENTER

College/Department/Investigator/Sponsor	% Credit OSP	Total Amount	Title
PATERSON, ANDREW H			
CONSORTIUM FOR PLANT BIOTECH R	100	183,220	PHYSICAL MAPPING OF THE GENE-RICH EUCHROMATIN OF SUGARCANE
INTNATL CONS SUGARCANE BIO-INT	100	9,333	PROJECT NO. 17 FOR THE INTEGRATION OF SUGARCANE RF LPS, ESTS AND BACS INTO A GENE MAP, PRIORITIZING GENOMIC REGIONS OF ECONOMIC INTEREST
INTNATL CONS SUGARCANE BIO-INT	100	11,000	PROJECT NO. 17 FOR THE INTEGRATION OF SUGARCANE RF LPS, ESTS AND BACS INTO A GENE MAP, PRIORITIZING GENOMIC REGIONS OF ECONOMIC INTEREST
INTNATL CONS SUGARCANE BIO-INT	100	10,000	PROJECT NO. 17 FOR THE INTEGRATION OF SUGARCANE RF LPS, ESTS AND BACS INTO A GENE MAP, PRIORITIZING GENOMIC REGIONS OF ECONOMIC INTEREST
INTNATL CONS SUGARCANE BIO-INT	100	1,000	PROJECT NO. 17 FOR THE INTEGRATION OF SUGARCANE RLPS, ESTS AND BACS INTO A GENE MAP, PRIORITIZING GENOMIC REGIONS OF ECONOMIC INTEREST
INTNATL CONS SUGARCANE BIO-INT	100	18,000	PROJECT NO. 17 FOR THE INTEGRATION OF SUGARCANE RLPS, ESTS AND BACS INTO A GENE MAP, PRIORITIZING GENOMIC REGIONS OF ECONOMIC INTEREST
INTNATL CONS SUGARCANE BIO-INT	100	10,000	PROJECT NO. 17 FOR THE INTEGRATION OF SUGARCANE RLPS, ESTS AND BACS INTO A GENE MAP, PRIORITIZING GENOMIC REGIONS OF ECONOMIC INTEREST
KANSAS STATE UNIVERSITY	100	82,812	COMPARATIVE ANALYSIS OF FUNCTIONAL AND ANONYMOUS SNP DIVERSITY IN PEARL MILLET AND SORGHUM: PCR-BASED TOOLS FOR ACCELERATED DIRECT (GENE-BASED) AND INDIRECT (MARKER-BASED) SELECTION ... CEREALS
NATIONAL SCIENCE FOUNDATION	50	139,641	UNRAVELING THE COURSE OF ANGIOSPERM CHROMOSOME EVOLUTION
NATIONAL SCIENCE FOUNDATION	50	170,000	UNRAVELING THE COURSE OF ANGIOSPERM CHROMOSOME EVOLUTION
NATIONAL SCIENCE FOUNDATION	1	223,934	BEYOND BATEMAN'S EXPERIMENT: A TEST OF CLASSICAL IDEAS IN SEXUAL SELECTION USING MODERN MOLECULAR METHODS
NATIONAL SCIENCE FOUNDATION	50	10,000	COMPARATIVE ANALYSIS OF GENOMIC DUPLICATION IN ANGIOSPERMS
UNIVERSITY OF ILLINOIS	100	361,528	COMPARATIVE GENOMICS OF PAPAYA CHROMOSOMES
US GOLF ASSOCIATION	100	30,000	ACCELERATED DISCOVERY OF CYNODON GENES AND DNA MARKERS BY CDNA SEQUENCING
VARIOUS-INCOME	100	0	DEPT ACCOUNT FOR RESIDUAL BALANCE POLICY
VENCILL, WILLIAM K			
VARIOUS-INCOME	100	1,000	VARIOUS INCOME
VARIOUS-INCOME	100	8,000	VARIOUS INCOME
WILLIAMS, MARK A			
US DEPARTMENT OF AGRICULTURE	25	350,000	IMPACT OF AGRICULTURAL LAND MANAGEMENT PRACTICES ON THE COMPOSITION OF THE SOIL PROKARYOTIC COMMUNITY
<u>CROP & SOIL SCIENCES GEORGIA</u>			
CARROW, ROBERT N			
TORO COMPANY	100	49,300	SENSOR-BASED TECHNOLOGY FOR TURGRASS SYSTEMS: 2005
CHEN, ZHENBANG			
US DEPARTMENT OF AGRICULTURE	30	31,554	ENHANCEMENT OF SCAB RESISTANT WHEAT CULTIVARS ADAPTED TO THE SOUTHEAST
DAY, JAMES LADON			
VARIOUS-INCOME	100	29,280	FUNDS TO BE USED FOR THE STATE WIDE VARIETY TESTING PROGRAM
VARIOUS-INCOME	100	3,800	FUNDS TO BE USED FOR THE STATE WIDE VARIETY TESTING PROGRAM
JOHNSON, JERRY W			
UNIV OF CALIFORNIA/DAVIS	100	48,750	WHEAT APPLIED GENOMICS
UOFGA RESEARCH FOUNDATION INC	100	42,975	EXPEDITE THE GENE INTROGRESSION IN WINTER WHEAT GENETIC SOURCES FOR VALUE-ADDED TRAITS IN SMALL GRAINS
UOFGA RESEARCH FOUNDATION INC	100	21,300	EXPEDITE THE GENE INTROGRESSION IN WINTER WHEAT GENETIC SOURCES FOR VALUE-ADDED TRAITS IN SMALL GRAINS
UOFGA RESEARCH FOUNDATION INC	100	1,717	ROYALTY RSCH JOHNSON
UOFGA RESEARCH FOUNDATION INC	100	-4	ROYALTY RSCH JOHNSON
UOFGA RESEARCH FOUNDATION INC	100	111	ROYALTY RSCH JOHNSON
US DEPARTMENT OF AGRICULTURE	70	31,554	ENHANCEMENT OF SCAB RESISTANT WHEAT CULTIVARS ADAPTED TO THE SOUTHEAST
US DEPARTMENT OF AGRICULTURE	100	14,325	COOPERATIVE RESEARCH FOR SCREENING AND DEVELOPMENT OF WHEAT GERMPLASM WITH IMPROVED RESISTANCE TO STRIPE RUST

College/Department/Investigator/Sponsor	% Credit OSP	Total Amount	Title
LECLERC, MONIQUE Y			
TULANE UNIVERSITY	100	20,521	IMPROVEMENT OF THE ACCURACY OF CARBON FLUX MEASUREMENTS BY USING A COMBINATION OF NUMERICAL MODELING AND FIELD MEASUREMENTS
TULANE UNIVERSITY	100	120,000	IMPROVEMENTS OF THE COMPLEX ENVIRONMENTAL FLOW ON CARBON SEQUESTRATION MEASUREMENTS IN NON-IDEAL TERRAIN
US DEPARTMENT OF ENERGY	100	70,105	FROM TOWER TO REGION: INTEGRATION OF PATCH-SIZE NEE USING EXPERIMENTAL AND MODELING FOOTPRINT ANALYSIS
US DEPARTMENT OF ENERGY	100	200,963	FROM TOWER TO REGION: INTEGRATION OF PATCH-SIZE NEE USING EXPERIMENTAL AND MODELING FOOTPRINT ANALYSIS
RAYMER, PAUL L			
NORTH CAROLINA STATE UNIV	25	338,612	TURFGRASS ENVIRONMENTAL RESEARCH
UNIVERSITY OF TENNESSEE	100	40,000	GENETIC LOAD, FITNESS AND COMPETITION OF INSECT RESISTANT AND TANDEM CONSTRUCT CROP X WEED HYBRIDS
UOFGA RESEARCH FOUNDATION INC	100	7,750	DEVELOPMENT OF HERBICIDE RESISTANT CANOLA CULTIVARS
UOFGA RESEARCH FOUNDATION INC	100	3,833	UGARF-ROYALTY RESEARCH DUNCAN
UOFGA RESEARCH FOUNDATION INC	100	60,000	DEVELOPMENT OF VEGETATIVE AND SEEDED CULTIVARS OF SEASHORE PASPALUM
US GOLF ASSOCIATION	100	30,000	BREEDING OF SEASHORE PASPALUM FOR RECREATIONAL TURF USE
<u>CTR APPLIED GEN TECH - COLLEGE</u>			
BOERMA, HENRY ROGER			
UNIVERSITY OF ILLINOIS	100	79,900	IDENTIFICATION AND UTILIZATION OF RESISTANCE TO SOYBEAN RUST
BOUTON, JOSEPH H			
UOFGA RESEARCH FOUNDATION INC	100	6,124	VARIOUS INCOME
UOFGA RESEARCH FOUNDATION INC	100	202	VARIOUS INCOME
UOFGA RESEARCH FOUNDATION INC	100	3,228	VARIOUS INCOME
BOWERS, JOHN EDWARD			
NATIONAL SCIENCE FOUNDATION	50	139,641	UNRAVELING THE COURSE OF ANGIOSPERM CHROMOSOME EVOLUTION
NATIONAL SCIENCE FOUNDATION	50	170,000	UNRAVELING THE COURSE OF ANGIOSPERM CHROMOSOME EVOLUTION
KNAPP, STEVEN J			
INDIANA UNIVERSITY	100	291,333	COMPARATIVE GEONOMICS OF THE COMPOSITAE
UOFGA FOUNDATION	100	59,512	UGA FOUNDATION CROP GENOMICS ENDOWMENT 40R8430
UOFGA RESEARCH FOUNDATION INC	100	40,752	GEORGIA SEED DEVELOPMENT RESEARCH
PATERSON, ANDREW H			
NATIONAL SCIENCE FOUNDATION	10	85,000	THE SCIENCE BEHIND OUR FOOD
NATIONAL SCIENCE FOUNDATION	10	474,287	THE SCIENCE BEHIND OUR FOOD
WALKER, DAVID R			
GA COMMODITY COMM SOYBEANS	50	20,000	DEVELOPMENT OF AN ASIAN RUST RESISTANT SOYBEAN WITH A SUPERIOR POULTRY MEAL
<u>ENTOMOLOGY RESEARCH - COASTAL</u>			
DIFFIE, STANLEY K			
VIDALIA ONION COMMITTEE	20	2,500	MONITORING OF THRIPS SPECIES COMPOSITION IN THE VIDALIA PRODUCTION REGION AND EVALUATION OF EFFICACY OF SELECTED INSECTICIDES AGAINST THRIPS ON ONIONS
DUTCHER, JAMES D			
VARIOUS-INCOME	100	6,000	FLORIDA FOOD USE PROJECT
VARIOUS-INCOME	100	3,500	FLORIDA FOOD USE PROJECT
VARIOUS-INCOME	100	4,500	FLORIDA FOOD USE PROJECT
VARIOUS-INCOME	100	1,500	FLORIDA FOOD USE PROJECT
VARIOUS-INCOME	100	9,000	FLORIDA FOOD USE PROJECT
MCPHERSON, ROBERT M			
GA COMMODITY COMM COTTON	33	18,200	INSECTICIDE RESISTANCE MONITORING
GA COMMODITY COMM COTTON	33	18,200	INSECTICIDE RESISTANCE MONITORING
GA COMMODITY COMM SOYBEANS	75	5,500	ADVANCE SOYBEAN SCREENING FOR STINK BUG RESISTANCE
GA COMMODITY COMM TOBACCO	100	7,800	IMPACT OF THRIPS VECTOR MANAGEMENT ON THE INCIDENCE OF TOMATO SPOTTED WILT VIRUS
MONSANTO	100	18,750	BT/RR SOYBEAN FIELD TRIALS - U.S. 2006
NORTH CAROLINA STATE UNIV	25	27,902	ASSESSING THE PRO-SEASON RISK OF THRIPS VECTORS OF TOMATO SPOTTED WILT
VARIOUS-INCOME	100	2,500	VIRUS IN SOLANACEOUS CROPS
VARIOUS-INCOME	100	2,000	RESEARCH ON SOYBEANS
VARIOUS-INCOME	100	2,000	RESEARCH ON SOYBEANS

College/Department/Investigator/Sponsor	% Credit OSP	Total Amount	Title
VARIOUS-INCOME	100	3,900	RESEARCH ON SOYBEANS
NOBLET, RAYMOND			
US DEPARTMENT OF AGRICULTURE	100	456,566	COTTON INSECT MANAGEMENT-GA
RILEY, DAVID G			
NORTH CAROLINA STATE UNIV	50	27,902	ASSESSING THE PRO-SEASON RISK OF THRIPS VECTORS OF TOMATO SPOTTED WILT VIRUS IN SOLANACEOUS CROPS
VARIOUS-INCOME	100	14,000	VARIOUS INCOME
VARIOUS-INCOME	100	12,000	VARIOUS INCOME
VARIOUS-INCOME	100	1,500	VARIOUS INCOME
VIDALIA ONION COMMITTEE	20	2,500	MONITORING OF THRIPS SPECIES COMPOSITION IN THE VIDALIA PRODUCTION REGION AND EVALUATION OF EFFICACY OF SELECTED INSECTICIDES AGAINST THRIPS ON ONIONS
WASHINGTON STATE UNIVERSITY	100	11,960	INTEGRATED MANAGEMENT OF THRIPS-BORNE TOSPOVIRUSES IN VEGETABLE CROPPING SYSTEMS IN SOUTH ASIA AND MEKONG REGION
ROBERTS, PHILLIP M			
GA COMMODITY COMM COTTON	33	18,200	INSECTICIDE RESISTANCE MONITORING
RUBERSON, JOHN R			
GA COMMODITY COMM COTTON	50	29,564	IDENTIFYING PRACTICAL KNOWLEDGE AND SOLUTIONS FOR MANAGING THE SUCKING-BUG COMPLEX IN COTTON: RESEARCH IN THE SOUTHEAST REGION - GA
GA COMMODITY COMM COTTON	34	18,200	INSECTICIDE RESISTANCE MONITORING
GA COMMODITY COMM COTTON	80	17,640	NITROGEN EFFECTS ON BIOLOGICAL CONTROL IN COTTON
GA COMMODITY COMM COTTON	34	18,200	INSECTICIDE RESISTANCE MONITORING
GA COMMODITY COMM COTTON	50	23,712	IDENTIFYING PRACTICAL KNOWLEDGE AND SOLUTIONS FOR MANAGING THE SUCKING-BUG COMPLEX IN COTTON: RESEARCH IN THE SOUTHEAST REGION - GA
VARIOUS-INCOME	100	2,500	VARIOUS INCOME
VARIOUS-INCOME	100	4,500	VARIOUS INCOME
VARIOUS-INCOME	100	6,000	VARIOUS INCOME
TODD, JAMES W			
GA COMMODITY COMM PEANUTS	90	48,000	INVESTIGATIONS OF PRODUCTION, UTILIZATION AND POST-HARVEST QUALITIES OF CANDIDATE MULTIPLE PEST RESISTANT PEANUT BREEDING LINES
GA COMMODITY COMM PEANUTS	50	30,000	COMBINATION OF PEST RESISTANT CULTIVARS AND ADVANCED LINES WITH SYSTEMIC AND FOLIAR INSECTICIDE FOR CONTROL OF LEAFHOPPER AND...PEANUT
GA COMMODITY COMM PEANUTS	50	5,000	HOST RESISTANCE, TREATMENT THRESHOLDS AND DAMAGE LEVELS - THREE CORNERED ALFALFA HOPPER AND LEAFHOPPER COMPLEXES ON PEANUT
US AGENCY FOR INATL DEVEL	1	2,550,000	THE PEANUT COLLABORATIVE PROGRAM
<u>ENTOMOLOGY RESEARCH COLLEGE</u>			
ADANG, MICHAEL J			
OHIO STATE RESEARCH FDN	100	150,579	FUNCTIONAL DOMAINS OF BACILLUS THURINGIENSIS ENDOTOXINS: IDENTIFICATION OF SITES ON MANDUCA SEXTA AMINOPEPTIDASE THAT INTERACT WITH CRYIA TOXINS
BROWN, MARK R			
NATIONAL INSTITUTES OF HEALTH	100	1,000	ENDOCRINOLOGY OF MOSQUITO REPRODUCTION - COMPANION PROGRAM INCOME ACCOUNT FOR 293-244
NATIONAL INSTITUTES OF HEALTH	100	-1,000	ENDOCRINOLOGY OF MOSQUITO REPRODUCTION - COMPANION PROGRAM INCOME ACCOUNT FOR 293-244
CHEN, JIANG			
UOFGA RESEARCH FOUNDATION INC	100	0	TO DISBURSE FUNDS THAT WERE EARNED FROM ROYALTIES TO THE INVENTORS RESEARCH PROGRAM
UOFGA RESEARCH FOUNDATION INC	100	300	TO DISBURSE FUNDS THAT WERE EARNED FROM ROYALTIES TO THE INVENTORS RESEARCH PROGRAM
UOFGA RESEARCH FOUNDATION INC	100	20	TO DISBURSE FUNDS THAT WERE EARNED FROM ROYALTIES TO THE INVENTORS RESEARCH PROGRAM
FORSCHLER, BRIAN T			
GA DEPT OF AGRICULTURE	100	90,000	URBAN PEST CONTROL RESEARCH PROGRAM
VARIOUS-INCOME	100	11,000	VARIOUS RESEARCH FORSCHLER
VARIOUS-INCOME	100	20,000	VARIOUS RESEARCH FORSCHLER
VARIOUS-INCOME	100	22,000	VARIOUS RESEARCH FORSCHLER

College/Department/Investigator/Sponsor	% Credit OSP	Total Amount	Title
HUA, GANG			
UOFGA RESEARCH FOUNDATION INC	100	0	TO DISBURSE FUNDS THAT WERE EARNED FROM ROYALTIES TO THE INVENTORS RESEARCH PROGRAM
UOFGA RESEARCH FOUNDATION INC	100	450	TO DISBURSE FUNDS THAT WERE EARNED FROM ROYALTIES TO THE INVENTORS RESEARCH PROGRAM
UOFGA RESEARCH FOUNDATION INC	100	30	TO DISBURSE FUNDS THAT WERE EARNED FROM ROYALTIES TO THE INVENTORS RESEARCH PROGRAM
JENKINS, TRACIE M			
VARIOUS-INCOME	100	10,000	VARIOUS RESEARCH GIFTS
JURAT FUENTES, JUAN LUIS			
UOFGA RESEARCH FOUNDATION INC	100	0	TO DISBURSE FUNDS THAT WERE EARNED FROM ROYALTIES TO THE INVENTORS RESEARCH PROGRAM
UOFGA RESEARCH FOUNDATION INC	100	300	TO DISBURSE FUNDS THAT WERE EARNED FROM ROYALTIES TO THE INVENTORS RESEARCH PROGRAM
UOFGA RESEARCH FOUNDATION INC	100	20	TO DISBURSE FUNDS THAT WERE EARNED FROM ROYALTIES TO THE INVENTORS RESEARCH PROGRAM
NOBLET, RAYMOND			
VARIOUS-INCOME	100	66,500	BLACK FLY-VECTOBAC INITIATIVE
<u>ENTOMOLOGY RESEARCH GEORGIA</u>			
BRAMAN, SUSAN KRISTINE			
UOFGA RESEARCH FOUNDATION INC	100	5,000	DEVELOPMENT OF PEST RESISTANT CULTIVARS OF TURFGRASS
US DEPARTMENT OF AGRICULTURE	100	60,000	IDENTIFYING OPTIMAL CHEMICAL CONTROL OPTIONS FOR MANAGEMENT OF HEMLOCK WOOLY ADELGID
BUNTIN, GEORGE DAVID			
GA COMMODITY COMM FOR CORN	100	6,000	INSECTICIDE/NEMATOCIDE TREATMENTS FOR CONTROL OF SOIL INSECTS AND NEMATODES IN CORN
GA COMMODITY COMM FOR CORN	100	25,000	CORRELATION OF STINK BUG RESISTANCE IN CORN GERMPLASM WITH SMUT INFECTIONS AND AFLATOXIN CONTAMINATION
UOFGA RESEARCH FOUNDATION INC	100	9,151	DEVELOPMENT OF HIGH YIELDING CULTIVARS OF WINTER WHEAT CONTAINING HESSIAN FLY RESISTANCE
UOFGA RESEARCH FOUNDATION INC	100	397	ROYALTY RSCH BUNTIN
UOFGA RESEARCH FOUNDATION INC	100	395	ROYALTY RSCH BUNTIN
GARDNER, WAYNE A			
VARIOUS-INCOME	100	33,700	INTEGRATED PEST MANAGEMENT
VARIOUS-INCOME	100	15,929	INTEGRATED PEST MANAGEMENT
VARIOUS-INCOME	100	9,000	INTEGRATED PEST MANAGEMENT
VARIOUS-INCOME	100	23,000	INTEGRATED PEST MANAGEMENT
VARIOUS-INCOME	100	24,500	INTEGRATED PEST MANAGEMENT
VARIOUS-INCOME	100	6,000	INTEGRATED PEST MANAGEMENT
VARIOUS-INCOME	100	8,000	INTEGRATED PEST MANAGEMENT
VARIOUS-INCOME	100	30,000	INTEGRATED PEST MANAGEMENT
VARIOUS-INCOME	100	500	INTEGRATED PEST MANAGEMENT
VARIOUS-INCOME	100	2,000	INTEGRATED PEST MANAGEMENT
OETTING, RONALD D			
UNIVERSITY OF FLORIDA	100	10,000	MANAGEMENT OF MEALYBUGS WITH NEW CHEMISTRY
UNIVERSITY OF FLORIDA	100	5,000	IPM AND RESISTANCE MANAGEMENT FOR WHITEFLIES ATTACKING ORNAMENTALS (USDA)
<u>FOOD SCI & TECHNOLOGY COLLEGE</u>			
AKOH, CASIMIR C			
US DEPARTMENT OF AGRICULTURE	80	305,399	ENZYMATIC SYNTHESIS OF TRANS-FREE STRUCTURED LIPIDS AND THEIR FOOD APPLICATION
CHEN, JINRU			
NATIONAL CATTLEMEN'S BEEF ASSN	100	75,000	DETACHING AND DECLUMPING OF ENTEROHEMORRHAGIC ESCHERICHIA COLI ADHERED TO (EHEC) ADHERED TO CATTLE HIDE AND THE SURFACE OF BEEF PROCESSING EQUIPMENT
DOYLE, MICHAEL PATRICK			
VARIOUS-INCOME	100	41,000	VARIOUS INCOME
VARIOUS-INCOME	100	1,000	VARIOUS INCOME
VARIOUS-INCOME	100	58,000	VARIOUS INCOME
VARIOUS-INCOME	100	6,000	VARIOUS INCOME

College/Department/Investigator/Sponsor	% Credit OSP	Total Amount	Title
VARIOUS-INCOME	100	20,000	VARIOUS INCOME
VARIOUS-INCOME	100	5,000	VARIOUS INCOME
VARIOUS-INCOME	100	5,000	VARIOUS INCOME
VARIOUS-INCOME	100	1,000	VARIOUS INCOME
VARIOUS-INCOME	100	42,500	VARIOUS INCOME
VARIOUS-INCOME	100	25,000	VARIOUS INCOME
VARIOUS-INCOME	100	20,000	VARIOUS INCOME
VARIOUS-INCOME	100	2,500	VARIOUS INCOME
VARIOUS-INCOME	100	20,000	VARIOUS INCOME
VARIOUS-INCOME	100	1,000	VARIOUS INCOME
EITENMILLER, RONALD R			
US DEPARTMENT OF AGRICULTURE	100	-38	ANALYSIS OF SELECTED FOODS FOR MOISTURE, FAT, FOLATE AND VITAMIN E
US DEPARTMENT OF AGRICULTURE	100	80,000	ANALYSIS OF SELECTED FOODS FOR MOISTURE, FAT, FOLATE AND VITAMIN E
HUANG, YAO-WEN			
VARIOUS-INCOME	100	3,750	VARIOUS GOLD KIST HUANG
HUNG, YEN-CON			
GA COMMODITY COMM PEANUTS	100	2,000	HOT TOPICS ON PEANUT
KERR, WILLIAM L			
US DEPARTMENT OF AGRICULTURE	20	305,399	ENZYMATIC SYNTHESIS OF TRANS-FREE STRUCTURED LIPIDS AND THEIR FOOD APPLICATION
WICKER, LOUISE			
VARIOUS-INCOME	100	800	VARIOUS INCOME - WICKER
WILLIAMS, PHILLIP L			
GA POWER COMPANY	100	35,000	INDUSTRIAL HYGIENE RESEARCH SERVICE
<u>FOOD SCI & TECHNOLOGY-GEORGIA</u>			
CHEN, JINRU			
GA COMMODITY COMM PEANUTS	25	35,000	EMPLOYING HPP TECHNOLOGY TO IMPROVE SAFETY OF PEANUT BEVERAGE AND MILLING TECHNOLOGY FOR PRODUCING SHELF-STABLE PEANUT DRINK POWDER
US DEPARTMENT OF AGRICULTURE	100	75,000	THE RELATIONSHIP BETWEEN THE LEVEL OF SALMONELLA ENTERITIDIS AND THE TEMPERATURE AT WHICH EGGS HAVE BEEN HELD FROM THE DAY OF LAY UNTIL THE DAY OF PROCESSING
CHINNAN, MANJEET S			
GA COMMODITY COMM PEANUTS	35	35,000	EMPLOYING HPP TECHNOLOGY TO IMPROVE SAFETY OF PEANUT BEVERAGE AND MILLING TECHNOLOGY FOR PRODUCING SHELF-STABLE PEANUT DRINK POWDER
GA COMMODITY COMM PEANUTS	25	35,000	IMPROVING SHELF STABILITY OF PEANUT BUTTER TARTS AND OPTIMIZING PROCESS DEVELOPMENT OF PEANUT-BASED PASTA
MICHIGAN STATE UNIVERSITY	20	49,735	VALUE-ADDED COWPEA BASED FOOD PRODUCTS AND FOOD SECURITY IN WEST AFRICA
MICHIGAN STATE UNIVERSITY	30	81,123	VALUE-ADDED COWPEA BASED FOOD PRODUCTS AND FOOD SECURITY IN WEST AFRICA
US AGENCY FOR INATL DEVEL	5	2,550,000	THE PEANUT COLLABORATIVE PROGRAM
VARIOUS-INCOME	100	5,600	VARIOUS SUPPORT OF RESEARCH PROGRAMS AT THE GRIFFIN CAMPUS
VARIOUS-INCOME	100	2,500	VARIOUS SUPPORT OF RESEARCH PROGRAMS AT THE GRIFFIN CAMPUS
HUNG, YEN-CON			
GA COMMODITY COMM PEANUTS	30	35,000	EMPLOYING HPP TECHNOLOGY TO IMPROVE SAFETY OF PEANUT BEVERAGE AND MILLING TECHNOLOGY FOR PRODUCING SHELF-STABLE PEANUT DRINK POWDER
GA COMMODITY COMM PEANUTS	25	35,000	IMPROVING SHELF STABILITY OF PEANUT BUTTER TARTS AND OPTIMIZING PROCESS DEVELOPMENT OF PEANUT-BASED PASTA
MICHIGAN STATE UNIVERSITY	20	49,735	VALUE-ADDED COWPEA BASED FOOD PRODUCTS AND FOOD SECURITY IN WEST AFRICA
MICHIGAN STATE UNIVERSITY	30	81,123	VALUE-ADDED COWPEA BASED FOOD PRODUCTS AND FOOD SECURITY IN WEST AFRICA
VARIOUS-INCOME	100	4,000	VARIOUS FOOD SCI GRIFFIN
VARIOUS-INCOME	100	1,000	VARIOUS FOOD SCI GRIFFIN
VARIOUS-INCOME	100	5,200	VARIOUS RESEARCH HUNG

College/Department/Investigator/Sponsor	% Credit OSP	Total Amount	Title
JARRARD JR, MARK			
GA COMMODITY COMM PEANUTS	10	35,000	EMPLOYING HPP TECHNOLOGY TO IMPROVE SAFETY OF PEANUT BEVERAGE AND MILLING TECHNOLOGY FOR PRODUCING SHELF-STABLE PEANUT DRINK POWDER
GA COMMODITY COMM PEANUTS	25	35,000	IMPROVING SHELF STABILITY OF PEANUT BUTTER TARTS AND OPTIMIZING PROCESS DEVELOPMENT OF PEANUT-BASED PASTA
MCWATTERS, SUSAN K			
GA COMMODITY COMM PEANUTS	25	35,000	IMPROVING SHELF STABILITY OF PEANUT BUTTER TARTS AND OPTIMIZING PROCESS DEVELOPMENT OF PEANUT-BASED PASTA
MICHIGAN STATE UNIVERSITY	20	49,735	VALUE-ADDED COWPEA BASED FOOD PRODUCTS AND FOOD SECURITY IN WEST AFRICA
PHILLIPS, ROBERT DIXON			
MICHIGAN STATE UNIVERSITY	40	49,735	VALUE-ADDED COWPEA BASED FOOD PRODUCTS AND FOOD SECURITY IN WEST AFRICA
MICHIGAN STATE UNIVERSITY	40	81,123	VALUE-ADDED COWPEA BASED FOOD PRODUCTS AND FOOD SECURITY IN WEST AFRICA
US AGENCY FOR INATL DEVEL	3	2,550,000	THE PEANUT COLLABORATIVE PROGRAM
VARIOUS-INCOME	50	5,000	VARIOUS RESEARCH GIFTS
VARIOUS-INCOME	50	5,000	VARIOUS RESEARCH GIFTS
RESURRECCION, ANNA V A			
US AGENCY FOR INATL DEVEL	5	2,550,000	THE PEANUT COLLABORATIVE PROGRAM
<u>GENERAL EXPENSE COASTAL</u>			
BRIDGES, DAVID C			
US DEPARTMENT OF AGRICULTURE	100	-8,300	RESEARCH SUPPORT 2005
US DEPARTMENT OF AGRICULTURE	100	2,645	RESEARCH SUPPORT 2005
US DEPARTMENT OF AGRICULTURE	100	28,900	RESEARCH SUPPORT 2005
US DEPARTMENT OF AGRICULTURE	100	-4,925	RESEARCH SUPPORT 2005
US DEPARTMENT OF AGRICULTURE	100	-2,759	RESEARCH SUPPORT 2005
US DEPARTMENT OF AGRICULTURE	100	1,897	RESEARCH SUPPORT 2005
US DEPARTMENT OF AGRICULTURE	100	-8,300	RESEARCH SUPPORT 2005
US DEPARTMENT OF AGRICULTURE	100	8,300	RESEARCH SUPPORT 2005
US DEPARTMENT OF AGRICULTURE	100	10,370	FY05 AND FY06 RSA TASK ORDER
US DEPARTMENT OF AGRICULTURE	100	146,751	FY05 AND FY06 RSA TASK ORDER
US DEPARTMENT OF AGRICULTURE	100	79,817	RESEARCH SUPPORT PERSONNEL FY06
US DEPARTMENT OF AGRICULTURE	100	-4,455	RESEARCH SUPPORT PERSONNEL FY06
US DEPARTMENT OF AGRICULTURE	100	4,455	RESEARCH SUPPORT PERSONNEL FY06
US DEPARTMENT OF AGRICULTURE	100	4,455	RESEARCH SUPPORT PERSONNEL FY06
US DEPARTMENT OF AGRICULTURE	100	21,593	RESEARCH SUPPORT 2006 CONTINUING RESOLUTION #1
US DEPARTMENT OF AGRICULTURE	100	109,821	RESEARCH SUPPORT 2006 CONTINUING RESOLUTION #1
CROW, SUSAN R			
COUNTY OF BRYAN	100	5,500	DEVELOPING A 10-YEAR BUILDOUT SCENARIO FOR BRYAN COUNTY, GEORGIA
COUNTY OF EFFINGHAM	100	8,250	INVESTIGATING FARMLAND PRESERVATION IN EFFINGHAM COUNTY, GEORGIA
GA DEPT OF COMMUNITY AFFAIRS	100	15,500	A PROPOSAL TO GENERATE LAND COVER CLASSIFICATION AND CHANGE STUDY FOR GEORGIA COASTAL COUNTIES
US DEPARTMENT OF AGRICULTURE	35	650,000	LONG-TERM WATER QUALITY RESPONSE TO CONSERVATION PRACTICES IN A COASTAL PLAIN WATERSHED
GUO, BAOZHU			
GA COMMODITY COMM PEANUTS	60	15,000	IDENTIFICATION AND CHARACTERIZATION OF MOLECULAR MARKERS ASSOCIATED WITH RESISTANCE TO TSWV AND LEAF SPOTS IN PEANUTS
KVIEN, CRAIG K			
US DEPARTMENT OF AGRICULTURE	50	187,625	REMOTE SENSING AND PRECISION IRRIGATION TECHNOLOGIES TO IMPROVE WATER FERTILIZER AND PESTICIDE USE
LEE, R DEWEY			
US DEPARTMENT OF AGRICULTURE	100	152,137	DEVELOPMENT OF DROUGHT TOLERANT CORN HYBRID VARIETIES WITH REDUCED AFLATOXIN CONTAMINATION
POCKNEE, STUART			
GA COMMODITY COMM COTTON	80	15,000	IMPROVING FARM EFFICIENCIES THROUGH INTERNET TECHNOLOGIES
GA INSTITUTE OF TECHNOLOGY	50	70,000	WIRELESS INTERNET INFORMATION AND CONTROL SYSTEM FOR AGRICULTURE

College/Department/Investigator/Sponsor	% Credit OSP	Total Amount	Title
VELLIDIS, GEORGE			
US DEPARTMENT OF AGRICULTURE	50	187,625	REMOTE SENSING AND PRECISION IRRIGATION TECHNOLOGIES TO IMPROVE WATER FERTILIZER AND PESTICIDE USE
<u>HORTICULTURE RESEARCH COASTAL</u>			
CONNER, PATRICK JOHN			
UOFGA RESEARCH FOUNDATION INC	100	13,500	GUMMY STEM RESISTANT PARENTAL LINES FOR DEVELOPING HYBRID WATERMELONS
UOFGA RESEARCH FOUNDATION INC	100	18,500	DEVELOPMENT OF HIGH QUALITY SCAB RESISTANT PECAN CULTIVARS FOR USE IN THE SE
US DEPARTMENT OF AGRICULTURE	35	236,600	INTEGRATED FRUIT AND VEGETABLE RESEARCH, GEORGIA
VARIOUS-INCOME	100	500	VARIOUS - HALL TRANSFERRED TO CONNER FY05
DIAZ-PEREZ, JUAN C			
VARIOUS-INCOME	100	6,000	VARIOUS RESEARCH JUAN CARLOS DIAZ-PEREZ
OZIAS-AKINS, PEGGY			
GA COMMODITY COMM PEANUTS	10	15,000	IDENTIFICATION AND CHARACTERIZATION OF MOLECULAR MARKERS ASSOCIATED WITH RESISTANCE TO TSWV AND LEAF SPOTS IN PEANUTS
NATIONAL SCIENCE FOUNDATION	100	467,231	ALIGNING PHYSICAL AND FUNCTIONAL MAPS OF A GENOMIC REGION SPANNING THE APOMIXIS LOCUS BY EXPLOITING MODEL CEREAL GENOMICS
PEANUT FOUNDATION	100	10,000	PEANUT ALLERGEN REDUCTION
UOFGA RESEARCH FOUNDATION INC	100	35,000	CONBINING TSWV AND NEMATODE RESISTANCE IN PEANUT LINES ADAPTED TO THE SE US
US DEPARTMENT OF AGRICULTURE	100	33,150	GENETIC ENGINEERING OF PEANUT FOR REDUCTION OF AFLATOXIN CONTAMINATION
RUTER, JOHN M			
HORTICULTURE RESEARCH INST	100	10,000	NICKEL NUTRITION FOR RIVER BIRCH AND OTHER ORNAMENTALS
UOFGA RESEARCH FOUNDATION INC	100	22,000	UGARF GSDC ORNAMENTALS RUTER
VARIOUS-INCOME	100	4,000	VARIOUS - RUTER
<u>HORTICULTURE RESEARCH COLLEGE</u>			
ARMITAGE, ALLAN M			
VARIOUS-INCOME	100	7,560	VARIOUS INCOME
VARIOUS-INCOME	100	5,640	VARIOUS INCOME
VARIOUS-INCOME	100	136	VARIOUS INCOME
VARIOUS-INCOME	100	12,614	VARIOUS INCOME
VARIOUS-INCOME	100	25,000	VARIOUS INCOME
VARIOUS-INCOME	100	2,730	VARIOUS INCOME
VARIOUS-INCOME	100	1,560	VARIOUS INCOME
VARIOUS-INCOME	100	5,400	VARIOUS INCOME
VARIOUS-INCOME	100	200	VARIOUS INCOME
VARIOUS-INCOME	100	2,880	VARIOUS INCOME
BAILEY, DOUGLAS A			
UOFGA FOUNDATION	100	8,121	UGA FOUNDATION - MICHAEL DIRR PROFESSORSHIP 40R1290
VARIOUS-INCOME	100	24,337	VARIOUS - BAILEY
DIRR, MICHAEL A			
VARIOUS-INCOME	100	845	VARIOUS INCOME
VARIOUS-INCOME	100	6,028	VARIOUS INCOME
VARIOUS-INCOME	100	2,000	VARIOUS INCOME
KNAUFT, DAVID ALAN			
UOFGA RESEARCH FOUNDATION INC	100	0	DEVELOPMENT OF BLUE-FLOWERED PERENNIAL SHRUBS FOR THE NURSERY INDUSTRY
UOFGA RESEARCH FOUNDATION INC	100	13,000	DEVELOPMENT OF BLUE-FLOWERED PERENNIAL SHRUBS FOR THE NURSERY INDUSTRY
UOFGA RESEARCH FOUNDATION INC	100	0	LEGUMES AND SHADE PLANTS FOR ORNAMENTAL CULIVAR DEVELOPMENT
UOFGA RESEARCH FOUNDATION INC	100	20,000	LEGUMES AND SHADE PLANTS FOR ORNAMENTAL CULIVAR DEVELOPMENT
VARIOUS-INCOME	100	1,000	VARIOUS RESEARCH GIFTS
VARIOUS-INCOME	100	1,000	VARIOUS RESEARCH GIFTS
RANDLE, WILLIAM M			
VARIOUS-INCOME	100	3,000	VARIOUS INCOME
SMALLEY, TIMOTHY J			

College/Department/Investigator/Sponsor	% Credit OSP	Total Amount	Title
VARIOUS-INCOME	100	5,000	VARIOUS INCOME
TAYLOR, KATHRYN C			
GA COMMODITY COMM PEACHES	100	7,000	IMPROVING SUSTAINABILITY OF PEACH PRODUCTION
VARIOUS-INCOME	100	3,500	VARIOUS INCOME - TAYLOR
VARIOUS-INCOME	100	2,012	VARIOUS INCOME - TAYLOR
WETZSTEIN, HAZEL Y			
VARIOUS-INCOME	100	8,200	VARIOUS INCOME
VARIOUS-INCOME	100	15,450	VARIOUS INCOME
VARIOUS-INCOME	100	40,000	VARIOUS INCOME
<u>HORTICULTURE RESEARCH GEORGIA</u>			
CZARNOTA, MARK ANDREW			
VARIOUS-INCOME	100	4,000	VARIOUS RESEARCH CZARNOTA
VARIOUS-INCOME	100	3,060	VARIOUS RESEARCH CZARNOTA
VARIOUS-INCOME	100	2,000	VARIOUS RESEARCH CZARNOTA
VARIOUS-INCOME	100	4,320	VARIOUS RESEARCH CZARNOTA
NESMITH, D SCOTT			
SOUTHERN REGION SM FRUIT CONS	100	4,500	EVALUATION OF FRUIT CRACKING AND BERRY FIRMNESS IN RABBITEYE BLUEBERRY GERMPLASM
UOFGA RESEARCH FOUNDATION INC	100	39,000	DEVELOPMENT OF SOUTHERN HIGHBUSH AND RABBITEYE BLUEBERRY CULTIVARS ADAPTED TO GEORGIA
VARIOUS-INCOME	100	5,000	VARIOUS INCOME
ROBACKER, CAROL D			
UOFGA RESEARCH FOUNDATION INC	100	40,000	DEVELOPMENT OF NEW ABELIA CULTIVARS THROUGH INTERSPECIFIC HYBRIDIZATION
VAN IERSEL, MARC W			
VARIOUS-INCOME	100	2,750	VARIOUS RSCH VAN IERSEL
<u>MOUNTAIN RSCH & ED CTR GEORGIA</u>			
GARNER, JOSEPH C			
UOFGA FOUNDATION	100	28,579	UGA FOUNDATION GMRE CENTER SUPPORT FUND 45R8840
VARIOUS-INCOME	100	20	VARIOUS INCOME FOR DEPT OF MTN RSCH AND ED CTR GA
VARIOUS-INCOME	100	3,000	VARIOUS INCOME FOR DEPT OF MTN RSCH AND ED CTR GA
VARIOUS-INCOME	100	135	VARIOUS INCOME FOR DEPT OF MTN RSCH AND ED CTR GA
<u>OFF OF GLOBAL PROGRAMS - RSCH</u>			
KANEMASU, EDWARD T			
US DEPARTMENT OF AGRICULTURE	100	48,000	NORMAN E BORLAUG INTERNATIONAL AGRICULTURAL SCIENCE AND TECHNOLOGY FELLOWS PRORAM - ARMENIA
US DEPT OF EDUCATION	70	76,703	COMPARING US AND BIOTECHNOLOGY, FOOD SAFETY AND REGULATORY POLICIES
<u>OFFICE OF COLLEGE ADVANCEMENT</u>			
COOPER, ROBERT J			
UOFGA FOUNDATION	100	4,000	UGA FOUNDATION CAES ACTIVITY CENTER 45R2600 81260000
HERREN, RAY V			
UOFGA FOUNDATION	100	22,000	UGA FOUNDATION CAES ALUMNI ASSOCIATION 45D6980
<u>PLANT PATHOLOGY RESEARCH</u>			
GOLD, SCOTT E			
GA COMMODITY COMM PEANUTS	100	2,000	IDENTIFICATION OF DIFFERENTIALLY EXPRESSED GENES DURING SCLEROTIUM FORMATION IN SCLEROTIUM ROLFSII
HUANG, GUOZHONG			
US DEPARTMENT OF AGRICULTURE	25	399,900	ROOT-KNOT NEMATODE PARASITISM GENES: FUNCTIONAL ANALYSIS AND MOLECULAR TARGETS FOR TRANSGENIC RESISTANT CROPS
HUSSEY, RICHARD S			
IOWA STATE UNIVERSITY	100	70,400	APPLICATION OF BIOTECHNOLOGY TO CONTROL THE SOYBEAN CYST NEMATODE
UOFGA RESEARCH FOUNDATION INC	100	14,154	VARIOUS INCOME
US DEPARTMENT OF AGRICULTURE	75	399,900	ROOT-KNOT NEMATODE PARASITISM GENES: FUNCTIONAL ANALYSIS AND MOLECULAR TARGETS FOR TRANSGENIC RESISTANT CROPS
VARIOUS-INCOME	100	1,000	VARIOUS INCOME - HUSSEY
VARIOUS-INCOME	100	1,320	VARIOUS INCOME - HUSSEY

College/Department/Investigator/Sponsor	% Credit OSP	Total Amount	Title
SCHERM, HARALD W			
VARIOUS-INCOME	100	2,500	VARIOUS INCOME
<u>PLANT PATHOLOGY RESRCH GEORGIA</u>			
BUCK, JAMES W			
VARIOUS-INCOME	100	4,500	WHEAT RESEARCH
BURPEE, LEON LOUIS			
VARIOUS-INCOME	100	23,200	WHEAT RESEARCH
VARIOUS-INCOME	100	20,000	WHEAT RESEARCH
VARIOUS-INCOME	100	2,400	WHEAT RESEARCH
VARIOUS-INCOME	100	5,000	WHEAT RESEARCH
VARIOUS-INCOME	100	1,600	WHEAT RESEARCH
VARIOUS-INCOME	100	7,200	WHEAT RESEARCH
CHANG, CHUNG-JAN			
VARIOUS-INCOME	100	1,000	WHEAT RESEARCH
CUNFER, BARRY M			
UOFGA RESEARCH FOUNDATION INC	100	529	ROYALTY RSCH CUNFER
UOFGA RESEARCH FOUNDATION INC	100	527	ROYALTY RSCH CUNFER
UOFGA RESEARCH FOUNDATION INC	100	-527	ROYALTY RSCH CUNFER
HUSSEY, RICHARD S			
UOFGA RESEARCH FOUNDATION INC	100	24,000	DEVELOPING NEMATODE-RESISTANT SOYBEAN CULTIVARS
PHILLIPS, DANIEL V			
NORTH DAKOTA STATE UNIVERSITY	100	9,000	RESEARCH TO MINIMIZE THE IMPACT OF BLACKLEG DISEASE ON CANOLA IN THE U.S.
SOUTHERN ILLINOIS UNIVERSITY	100	15,000	MANAGING FROGEYE LEAF SPOT IN THE NORTH CENTRAL REGION
UOFGA RESEARCH FOUNDATION INC	100	25,000	DEVELOPMENT OF DISEASE RESISTANT WHEAT AND OAT CULTIVARS
UOFGA RESEARCH FOUNDATION INC	100	24,950	SCREENING GERMPLASM FROM THE GEORGIA SOYBEAN AND CANOLA BREEDING PROGRAMS FOR RESISTANCE TO MAJOR DISEASES
UOFGA RESEARCH FOUNDATION INC	100	7,750	SCREENING GERMPLASM FROM THE GEORGIA SOYBEAN AND CANOLA BREEDING PROGRAMS FOR RESISTANCE TO MAJOR DISEASES
UOFGA RESEARCH FOUNDATION INC	100	7,080	VARIOUS INCOME
UOFGA RESEARCH FOUNDATION INC	100	-7,114	VARIOUS INCOME
UOFGA RESEARCH FOUNDATION INC	100	-7,114	VARIOUS INCOME
UOFGA RESEARCH FOUNDATION INC	100	7,116	VARIOUS INCOME
UOFGA RESEARCH FOUNDATION INC	100	7,114	VARIOUS INCOME
<u>PLANT PATHOLOGY RSCH COASTAL</u>			
BRENNEMAN, TIMOTHY B			
GA COMMODITY COMM PEANUTS	33	8,000	MODIFY AU-PNUT DISEASE ADVISORY AND ASSESS IMPACT OF FUNGICIDE INPUTS FOR THE CONTROL OF FOLIAR AND SOILBORNE DISEASES AS WELL AS ON YIELD OF SELECTED DISEASE RESISTANT GENOTYPES
GA COMMODITY COMM PEANUTS	100	5,000	UTILIZING FUNGICIDES AND RESISTANT CULTIVARS TO MANAGE SOILBORNE PEANUT PATHOGENS
VARIOUS-INCOME	100	24,000	VARIOUS INCOME
VARIOUS-INCOME	100	21,500	VARIOUS INCOME
VARIOUS-INCOME	100	4,500	VARIOUS INCOME
VARIOUS-INCOME	100	47,500	VARIOUS INCOME
VARIOUS-INCOME	100	10,000	VARIOUS INCOME
VARIOUS-INCOME	100	16,750	VARIOUS INCOME
VARIOUS-INCOME	100	3,000	VARIOUS INCOME
CSINOS, ALEXANDER S			
E I DUPONT	100	8,280	EVALUATION OF DUPONT NEMATICIDE
GA COMMODITY COMM TOBACCO	100	7,256	EVALUATION OF ACTIGARD APPLICATION SCENARIOS FOR CONTROL OF TSWV
GA COMMODITY COMM TOBACCO	100	11,956	SEROLOGICAL EVALUATION OF TOMATO SPOTTED WILT VIRUS IN TOBACCO
NORTH CAROLINA STATE UNIV	25	27,902	ASSESSING THE PRO-SEASON RISK OF THRIPS VECTORS OF TOMATO SPOTTED WILT VIRUS IN SOLANACEOUS CROPS
PHILIP MORRIS	100	27,048	SURVEY OF WEEDS AS RESERVOIRS OF TOMATO SPOTTED WILT VIRUS IN FLUE-CURED TOBACCO
PHILIP MORRIS	100	24,000	TOBACCO BLANK SHANK MANAGEMENT
UNIVERSITY OF FLORIDA	100	10,000	MANAGEMENT OF PHYTOPHTHORA CAPSICI ON SQUASH
VARIOUS-INCOME	100	35,500	SUPPORT RESEARCH PROGRAMS
VARIOUS-INCOME	100	12,000	SUPPORT RESEARCH PROGRAMS

College/Department/Investigator/Sponsor	% Credit OSP	Total Amount	Title
CULBREATH, ALBERT K			
			MODIFY AU-PNUT DISEASE ADVISORY AND ASSESS IMPACT OF FUNGICIDE INPUTS FOR THE CONTROL OF FOLIAR AND SOILBORNE DISEASES AS WELL AS ON YIELD OF
GA COMMODITY COMM PEANUTS	33	8,000	SELECTED DISEASE RESISTANT GENOTYPES
GA COMMODITY COMM PEANUTS	10	15,000	IDENTIFICATION AND CHARACTERIZATION OF MOLECULAR MARKERS ASSOCIATED WITH RESISTANCE TO TSWV AND LEAF SPOTS IN PEANUTS
GA COMMODITY COMM PEANUTS	100	27,500	INTEGRATED MGMT SYSTEMS USING RESISTANT GENOTYPES CULTURAL PRACTICES AND PESTICIDES FOR CONTROL OF SPOTTED WILT FUNGAL DISEASES NEMATODES AND INSECTS
GA COMMODITY COMM PEANUTS	10	48,000	INVESTIGATIONS OF PRODUCTION, UTILIZATION AND POST-HARVEST QUALITIES OF CANDIDATE MULTIPLE PEST RESISTANT PEANUT BREEDING LINES
GA COMMODITY COMM PEANUTS	100	4,000	ADAPTATION OF NEW FUNGICIDES AND APPLICATION STRATEGIES FOR CONTROL OF EARLY AND LATE LEAF SPOTS
GA COMMODITY COMM PEANUTS	100	3,000	INTEGRATION OF NEW RESISTANT GENOTYPES, CONSERVATION TILLAGE SYSTEMS AND REDUCED FUNGICIDE INPUTS FOR PEANUT LEAF SPOT CONTROL
GA COMMODITY COMM PEANUTS	100	15,000	IDENTIFICATION AND CHARACTERIZATION OF MOLECULAR MARKERS ASSOCIATED WITH RESISTANCE TO TSWV AND LEAF SPOTS IN PEANUTS
VARIOUS-INCOME	100	4,000	VARIOUS INCOME
VARIOUS-INCOME	100	5,000	VARIOUS INCOME
VARIOUS-INCOME	100	5,800	VARIOUS INCOME
VARIOUS-INCOME	100	4,800	VARIOUS INCOME
VARIOUS-INCOME	100	4,500	VARIOUS INCOME
VARIOUS-INCOME	100	2,000	VARIOUS INCOME
VARIOUS-INCOME	100	800	VARIOUS INCOME
GITAITIS, RONALD D			
UNIVERSITY OF FLORIDA	80	8,500	PROTECTION OF WATERMELON BLOSSOMS TO PREVENT SEED INFESTATION BY THE PATHOGEN ACIDOVORAS AVENAE SUBSP CITRULLI
VARIOUS-INCOME	100	10,000	VARIOUS INCOME
VARIOUS-INCOME	100	2,000	VARIOUS INCOME
VIDALIA ONION COMMITTEE	90	10,000	EFFECT OF STRESS ON SYMPTOM EXPRESSION OF ONION PLANTS WITH TSWV AND IYSV
VIDALIA ONION COMMITTEE	12	4,000	EFFECT OF FERTILIZATION REGIMES ON ONION PRODUCTION FROM PUTATIVELY VIRUS INFECTED ONION TRANSPLANTS
NISCHWITZ, CLAUDIA			
VIDALIA ONION COMMITTEE	10	10,000	EFFECT OF STRESS ON SYMPTOM EXPRESSION OF ONION PLANTS WITH TSWV AND IYSV
SCONYERS, LAYLA E			
PENNSYLVANIA STATE UNIVERSITY	25	15,000	MOBILE SCOUTING COMPONENT OF THE NATIONAL LEGUME RISK MANAGEMENT TOOL DEVELOPMENT PROJECT (USDA)
WILSON JR, DAVID MERL			
US AGENCY FOR INATL DEVEL	2	2,550,000	THE PEANUT COLLABORATIVE PROGRAM
POULTRY SCIENCE RSCH COLLEGE			
BATAL, AMY BETH			
VARIOUS-INCOME	100	3,000	VARIOUS RESEARCH GIFTS - MAY INCLUDE ENTERTAINMENT BUT NOT ALCHOHOL
VARIOUS-INCOME	100	3,000	VARIOUS RESEARCH GIFTS - MAY INCLUDE ENTERTAINMENT BUT NOT ALCHOHOL
DAVIS, ADAM J			
VARIOUS-INCOME	50	5,000	VARIOUS RESEARCH GIFTS FOR DR. ADAM DAVIS AND DR. BRIAN FAIRCHILD
VARIOUS-INCOME	50	5,000	VARIOUS RESEARCH GIFTS FOR DR. ADAM DAVIS AND DR. BRIAN FAIRCHILD
FLETCHER, DANIEL L			
US DEPARTMENT OF AGRICULTURE	100	15,565	RESEARCH SUPPORT AGREEMENT 2006
MCDOUGALD, LARRY R			
MUSCADINE PRODUCTS CORP	25	96,500	ANTI-INFLAMMATORY EFFECTS OF MUSCADINE GRAPE PRODUCTS ON GASTROINTESTINAL DISEASE IN CHICKENS AND RATS (USDA)
VARIOUS-INCOME	100	1,000	RESEARCH ON MICROBIOLOGY OF HARD COOKED EGGS
VARIOUS-INCOME	100	3,750	VARIOUS RESEARCH FOR DR. LARRY MCDOUGALD
VARIOUS-INCOME	100	1,250	VARIOUS RESEARCH FOR DR. LARRY MCDOUGALD
VARIOUS-INCOME	100	15,000	VARIOUS RESEARCH FOR DR. LARRY MCDOUGALD

College/Department/Investigator/Sponsor	% Credit OSP	Total Amount	Title
VARIOUS-INCOME	100	70,000	VARIOUS RESEARCH FOR DR. LARRY MCDUGALD
VARIOUS-INCOME	100	9,000	VARIOUS RESEARCH FOR DR. LARRY MCDUGALD
RUSSELL, SCOTT M			
VARIOUS-INCOME	100	2,400	VARIOUS INCOME
VARIOUS-INCOME	100	1,600	VARIOUS INCOME
VARIOUS-INCOME	100	5,400	VARIOUS INCOME
VARIOUS-INCOME	100	450	VARIOUS INCOME
VARIOUS-INCOME	100	4,000	VARIOUS INCOME
VARIOUS-INCOME	100	2,000	VARIOUS INCOME
VARIOUS-INCOME	100	3,500	VARIOUS INCOME
COLL OF AGRIC & ENV SCI - GEN			
<u>AG. LEAD, EDUC & COMM</u>			
HERREN, RAY V			
US DEPARTMENT OF AGRICULTURE	100	31,570	DEVELOPING AGRICULTURAL EDUCATION TEACHING MATERIALS FOR FFG SCHOOLS IN GEORGIA
LANGONE, CHRISTINE A			
OKLAHOMA STATE UNIVERSITY	100	70,568	LEADERSHIP EDUCATION INSTITUTE FOR FACULTY IN COLLEGES OF AGRICULTURE
<u>AGRICULTURAL & APPLIED ECONOM</u>			
BERGSTROM, JOHN			
US DEPARTMENT OF AGRICULTURE	100	26,000	FORECASTING RECREATION VISITATION TO NATIONAL FORESTS TO FACILITATE NATURAL RESOURCE AND ENVIRONMENTAL POLICY AND PLANNING
US DEPARTMENT OF AGRICULTURE	100	17,000	ASSESSMENT OF PREFERENCES, DEMAND AND SUPPLY FOR U.S. NATURAL RESOURCES POLICY AND PLANNING
DORFMAN, JEFFREY H			
COUNTY OF UNION	100	5,000	A COST OF SERVICE STUDY FOR UNION COUNTY, GEORGIA
GA AFFORDABLE HOUSING COALITN	50	62,662	ECONOMIC IMPACT OF LOW-INCOME HOUSING TAX CREDITS
GA DEPT OF NATURAL RESOURCES	25	190,544	GEORGIA WETLANDS PROTECTION PROGRAM (EPA)
US DEPARTMENT OF AGRICULTURE	50	39,000	EVALUATION OF THE IMPACT OF GOVERNMENT LAND USE POLICIES ON TREE CANOPY COVERAGE
WHITE, FREDDIE C			
VARIOUS-INCOME	100	0	DEPT ACCOUNT FOR RESIDUAL BALANCE POLICY
<u>ANIMAL AND DAIRY SCIENCE</u>			
AZAIN, MICHAEL J			
HILL'S PET NUTRITION INC	100	15,000	DETERMINATION OF ANTIOXIDANT STATUS IN SERUM SAMPLES
SYNGENTA BIOTECHNOLOGY, INC	67	48,852	INFLUENCE OF ENZYME SKATOLE PRODUCTION IN PIGS
VARIOUS-INCOME	100	4,000	VARIOUS RESEARCH GIFTS
BERTRAND, JOSEPH K			
AMER BRAHMAN BREEDERS ASSN	100	5,000	THE DETERMINATION OF GENETIC DIFFERENCES IN BRAHMAN CATTLE ON A NATIONAL BASIS
AMERICAN INTNL CHAROLAIS ASSOC	100	10,000	THE DETERMINATION OF GENETIC DIFFERENCES IN CHAROLAIS CATTLE ON AN INTERNATIONAL BASIS
AMERICAN INTNL CHAROLAIS ASSOC	100	10,000	GENETIC EVALUATION OF AMERICAN-INTERNATIONAL CHAROLAIS CATTLE
BEEFMASTERS BREEDERS UNIVERSAL	100	5,000	DETERMINATION OF GENETIC DIFFERENCES IN BEEFMASTER CATTLE
COVERDALE, JOSIE A			
VARIOUS-INCOME	100	10,000	VARIOUS RESEARCH GIFTS FOR SUPPORT OF JOSIE COVERDALE
DOVE, CHARLES ROBERT			
SYNGENTA BIOTECHNOLOGY, INC	33	48,852	INFLUENCE OF ENZYME SKATOLE PRODUCTION IN PIGS
DUCKETT, SUSAN K			
US DEPARTMENT OF AGRICULTURE	20	63,800	MARKET ANALYSIS OF GRASS-FINISHED BEEF IN THE SOUTHEAST
FROETSCHER, MARK A			
NATIONAL CATTLEMEN'S BEEF ASSN	20	38,160	EFFECT OF ANIONIC MINERAL SUPPLEMENTATION ON ANIMAL PERFORMANCE, PLASMA AND MUSCLE CALCIUM - CARCASS COMPOSITION AND MEAT TENDERNESS IN BRAHMAN INFLUENCED FEEDLOT CATTLE

College/Department/Investigator/Sponsor	% Credit OSP	Total Amount	Title
MISZTAL, IGNACY			
SMITHFIELD PREMIUM GENETICS	80	50,000	GENETIC ANALYSES OF PUREBREDS BASED ON CROSSBRED PERFORMANCE WITH EMPHASIS ON MORTALITY AND MORBIDITY
NICKERSON, STEPHEN C			
E P JACOBSEN CHAR TR FOR ANIMA	100	1,000	VARIOUS INCOME
IMMUCELL CORPORATION	50	18,746	NISIN FOR THE TREATMENT OF BOVINE MASTITIS: CHARACTERIZATION OF SOMATIC CELL INDUCING IMPURITIES FOUND IN SOME NISIN PREPARATIONS
IMMUCELL CORPORATION	50	-3,124	NISIN FOR THE TREATMENT OF BOVINE MASTITIS: CHARACTERIZATION OF SOMATIC CELL INDUCING IMPURITIES FOUND IN SOME NISIN PREPARATIONS
MONSANTO AGRICULTURAL PRODUCTS	50	40,638	EFFICACY OF A NON-ANITBIOTIC MICROBIOCIDAL PRODUCT AGAINST THREE GENERA OF MASTITIS CAUSING BACTERIA
UOFGA RESEARCH FOUNDATION INC	100	2	VARIOUS INCOME
UOFGA RESEARCH FOUNDATION INC	100	137	VARIOUS INCOME
PRINGLE, TIMOTHY D			
NATIONAL CATTLEMEN'S BEEF ASSN	50	24,946	EFFECTS OF OPTAFLEXX FEEDING ON ANIMAL PERFORMANCE, CARCASS TRAITS, YIELDS OF CARCASS PRIMALS AND VALUE CUTS AND MEAT TENDERNESS IN OVARIETOMIZED HEIFERS
NATIONAL CATTLEMEN'S BEEF ASSN	60	38,160	EFFECT OF ANIONIC MINERAL SUPPLEMENTATION ON ANIMAL PERFORMANCE, PLASMA AND MUSCLE CALCIUM - CARCASS COMPOSITION AND MEAT TENDERNESS IN BRAHMAN INFLUENCED FEEDLOT CATTLE
<u>ASSOC DEANS OFF ACADEMIC AFFAI</u>			
KNAUFT, DAVID ALAN			
NATIONAL SCIENCE FOUNDATION	40	85,000	THE SCIENCE BEHIND OUR FOOD
NATIONAL SCIENCE FOUNDATION	40	474,287	THE SCIENCE BEHIND OUR FOOD
SMIT, CHRISTIAN J			
ENDOWMENT	100	10,000	RECRUITMENT EFFORTS - DAWSON FUNDS UGA FOUNDATION 6029RN629006
<u>BIOLOGICAL AGRICUL ENGINEERING</u>			
DAS, KESHAV C			
US POULTRY & EGG ASSOCIATION	10	35,040	MEASUREMENT AND SUPPRESSION OF AMMONIA EMISSION FROM POULTRY LITTER
EITEMAN, MARK ANDREW			
CONSORTIUM FOR PLANT BIOTECH R	50	106,000	NOVEL PEPTIDE ANTIBIOTICS
CONSORTIUM FOR PLANT BIOTECH R	34	97,500	A METABOLIC ENGINEERING APPROACH TO IMPROVE PROTEIN PRODUCTION PROCESS DESIGN FOR THE BIOCATALYSIS OF VALUE-ADDED CHEMICALS FROM CARBON DIOXIDE
US DEPARTMENT OF ENERGY	34	129,828	CARBON DIOXIDE
US POULTRY & EGG ASSOCIATION	10	35,040	MEASUREMENT AND SUPPRESSION OF AMMONIA EMISSION FROM POULTRY LITTER
FOUTZ, TIMOTHY LEE			
JACKSON COUNTY SCHOOL SYSTEM	25	61,612	PROJECT IMASE: INTEGRATING MATHEMATICS, SCIENCE AND ENGINEERING IN MIDDLE GRADES
JACKSON COUNTY SCHOOL SYSTEM	25	-61,612	PROJECT IMASE: INTEGRATING MATHEMATICS, SCIENCE AND ENGINEERING IN MIDDLE GRADES
JACKSON COUNTY SCHOOL SYSTEM	25	61,612	PROJECT IMASE: INTEGRATING MATHEMATICS, SCIENCE AND ENGINEERING IN MIDDLE GRADES
JACKSON COUNTY SCHOOL SYSTEM	25	61,612	PROJECT IMASE: INTEGRATING MATHEMATICS, SCIENCE AND ENGINEERING IN MIDDLE GRADES
VARIOUS-INCOME	100	200	VARIOUS DONATIONS FOR STUDENT DEV
VARIOUS-INCOME	100	550	VARIOUS STUDENT DEV
GATTIE, DAVID K			
UTAH STATE UNIVERSITY	25	195,863	NATIONAL CENTER FOR ENGINEERING AND TECHNOLOGY EDUCATION
HAMRITA, TAKOI K			
US DEPARTMENT OF STATE	100	90,071	MIDDLE EAST PARTNERSHIP INITIATIVE
KASTNER, JAMES R			
CONSORTIUM FOR PLANT BIOTECH R	33	97,500	A METABOLIC ENGINEERING APPROACH TO IMPROVE PROTEIN PRODUCTION PROCESS DESIGN FOR THE BIOCATALYSIS OF VALUE-ADDED CHEMICALS FROM CARBON DIOXIDE
US DEPARTMENT OF ENERGY	33	129,828	CARBON DIOXIDE

College/Department/Investigator/Sponsor	% Credit OSP	Total Amount	Title
US POULTRY & EGG ASSOCIATION	70	35,040	MEASUREMENT AND SUPPRESSION OF AMMONIA EMISSION FROM POULTRY LITTER
KISAALITA, WILLIAM S			
NATIONAL SCIENCE FOUNDATION	100	104,451	IRIS: US-UGANDA UNDERGRADUATE RESEARCH IN PHYSICAL AND TRANSPORT PROPERTIES OF MATERIALS IN SUPPORT OF PRODUCT AND PROCESS DEVELOPMENT
LAW, S EDWARD			
UNIV OF CALIFORNIA/DAVIS	100	54,000	MITIGATION OF DUST GENERATIONS FROM NUT HARVESTING OPERATIONS
PERRY, CALVIN DEVON			
GA COMMODITY COMM COTTON	40	13,000	A REAL-TIME SMART SENSOR ARRAY FOR SCHEDULING IRRIGATION: COMMERCIALIZATION
SELLERS, JACKIE			
GA DEPT OF NATURAL RESOURCES	100	25,000	P2 PARTNERS PROGRAM ON SITE ASSESSMENTS AND GAP ANALYSES
US POULTRY & EGG ASSOCIATION	50	15,080	DEVELOPMENT OF INNOVATIVE POULTRY PROCESSING WASTEWATER ANALYSIS METHODS TO REDUCE TREATMENT COSTS AND INCREASE PRODUCT RECOVERY AND INDUSTRY PROFITABILITY
US POULTRY & EGG ASSOCIATION	50	34,220	FULL-SCALE IMPLEMENTATION OF TERTIARY MECHANICAL SCREEN IN A POULTRY SLAUGHTER PLANT TO MONITOR EFFECTS ON WASTEWATER STREAM
STOOKSBURY, DAVID E			
FLORIDA STATE UNIVERSITY	50	630,000	DECISION SUPPORT SYSTEM FOR REDUCING AGRICULTURAL RISK CAUSED BY CLIMATE VARIABILITY
UNIVERSITY OF FLORIDA	25	110,000	RISK MANAGEMENT FOR AGRICULTURE SPECIALTY CROPS IN THE SOUTHEASTERN UNITED STATES
UNIVERSITY OF MIAMI	25	50,000	CLIMATE INFORMATION SYSTEM FOR AGRICULTURE AND WATER RESOURCE MANAGEMENT IN THE SOUTHEAST USA
US DEPARTMENT OF COMMERCE	100	54,602	STATE CLIMATOLOGIST EXCHANGE PROGRAM GRANT: TOWARD A MODERNIZED CO-OP NETWORK IN GEORGIA
THOMPSON, SIDNEY A			
JACKSON COUNTY SCHOOL SYSTEM	25	61,612	PROJECT IMASE: INTEGRATING MATHEMATICS, SCIENCE AND ENGINEERING IN MIDDLE GRADES
JACKSON COUNTY SCHOOL SYSTEM	25	-61,612	PROJECT IMASE: INTEGRATING MATHEMATICS, SCIENCE AND ENGINEERING IN MIDDLE GRADES
JACKSON COUNTY SCHOOL SYSTEM	25	61,612	PROJECT IMASE: INTEGRATING MATHEMATICS, SCIENCE AND ENGINEERING IN MIDDLE GRADES
UTAH STATE UNIVERSITY	25	195,863	NATIONAL CENTER FOR ENGINEERING AND TECHNOLOGY EDUCATION
THREADGILL, ERNEST DALE			
COMMISSIONING & GREEN BLDG INV	5	1,000	GUIDANCE FOR SENIOR DESIGN PROJECT
UOFGA FOUNDATION	100	1,764	UGA FOUNDATION LOWRY H GILLESPIE JR ENGINEERING ENDOWMENT 50S4981
UOFGA FOUNDATION	100	3,664	UGA FOUNDATION LOWRY H GILLESPIE JR ENGINEERING ENDOWMENT 50S4981 AND 40S4980
UOFGA RESEARCH FOUNDATION INC	100	0	UGARF IDC ALLOCATION
VARIOUS-INCOME	100	0	DEPT ACCOUNT FOR RESIDUAL BALANCE POLICY
VARIOUS-INCOME	100	0	DEPT ACCOUNT FOR RESIDUAL BALANCE POLICY
VARIOUS-INCOME	100	0	DEPT ACCOUNT FOR RESIDUAL BALANCE POLICY
VARIOUS-INCOME	100	0	DEPT ACCOUNT FOR RESIDUAL BALANCE POLICY
TOLLNER, ERNEST WILLIAM			
OREGON STATE UNIVERSITY	100	11,000	HYDRAULIC, WATER QUALITY AND SOCIAL ASSESSMENT OF THE NZOLA BASIN, KENYA FISHERY
VELLIDIS, GEORGE			
GA COMMODITY COMM COTTON	60	13,000	A REAL-TIME SMART SENSOR ARRAY FOR SCHEDULING IRRIGATION: COMMERCIALIZATION
CROP & SOIL SCIENCES			
BEDNARZ, CRAIG W			
GA COMMODITY COMM COTTON	20	24,554	NITROGEN EFFECTS ON BIOLOGICAL CONTROL IN COTTON

College/Department/Investigator/Sponsor	% Credit OSP	Total Amount	Title
BOERMA, HENRY ROGER			
AMERICAN SEED RESEARCH FOUND	100	21,500	EFFECT OF A MAJOR PROTEIN QTL ON SEED YIELD AND AMINO ACID CONTENT IN ELITE SOYBEAN CULTIVARS
GA COMMODITY COMM SOYBEANS	50	20,000	DEVELOPMENT OF AN ASIAN RUST RESISTANT SOYBEAN WITH A SUPERIOR POULTRY MEAL
UNITED SOYBEAN BOARD	100	145,500	CONFIRMATION, FINE MAPPING AND COMMERCIALIZATION OF YIELD ENHANCING ALLELES FROM A JAPANESE GERMPLASM
UNITED SOYBEAN BOARD	100	70,180	EXPANDED EVALUATION OF NORTHERN AND SOUTHERN SOYBEAN GERMPLASM FOR RESISTANCE TO ASIAN SOYBEAN RUST IN A COMMON U.S. ENVIRONMENT
US DEPARTMENT OF AGRICULTURE	100	65,280	IDENTIFICATION AND UTILIZATION OF EXOTIC GERMPLASM TO IMPROVE SOYBEAN PRODUCTIVITY
US DEPARTMENT OF AGRICULTURE	100	66,378	IDENTIFICATION AND UTILIZATION OF EXOTIC GERMPLASM TO IMPROVE SOYBEAN PRODUCTIVITY
US DEPARTMENT OF AGRICULTURE	100	57,700	DEVELOPMENT OF HI-PRO SOYBEAN MEAL WITH ENHANCED FUNCTIONALITY AND FEEDING EFFICIENCY
US DEPARTMENT OF AGRICULTURE	100	94,000	DROUGHT STRESS IN GEORGIA
US DEPARTMENT OF AGRICULTURE	100	94,000	DROUGHT STRESS IN GEORGIA
US DEPARTMENT OF AGRICULTURE	100	165,110	DEVELOPMENT OF LOW-SATURATED SUBSTITUTES FOR PARTIALLY HYDROGENATED SOYBEAN OIL
VARIOUS-INCOME	100	272	VARIOUS RESEARCH DONATIONS AT THE PI'S DISCRETION
VARIOUS-INCOME	100	10,000	VARIOUS RESEARCH DONATIONS AT THE PI'S DISCRETION
VARIOUS-INCOME	100	7,200	VARIOUS RESEARCH DONATIONS AT THE PI'S DISCRETION
BOUTON, JOSEPH H			
VARIOUS-INCOME	100	0	VARIOUS RESEARCH GIFTS FOR DR. BOUTON
VARIOUS-INCOME	100	2,500	VARIOUS RESEARCH GIFTS FOR DR. BOUTON
BRANCH, WILLIAM D			
GA COMMODITY COMM PEANUTS	100	15,000	THE GEORGIA PEANUT BREEDING PROGRAM
CABRERA, MIGUEL L			
US DEPARTMENT OF AGRICULTURE	40	32,137	PROFITABLE ALTERNATIVES TO IMPROVE WATER QUALITY FROM HIGH NUTRIENT STATUS FARMS
US POULTRY & EGG ASSOCIATION	10	20,000	EVALUATION OF CHAR AND ACTIVE CARBON FOR THE REDUCTION OF AMMONIA VOLATILIZATION FROM POULTRY MANURE
CULPEPPER, ALFRED STANLEY			
COTTON INCORPORATED	50	17,000	MANAGING GLYPHOSATE-RESISTANT PALMER AMARANTH IN GEORGIA
GREY, TIMOTHY LANE			
COTTON INCORPORATED	25	17,000	MANAGING GLYPHOSATE-RESISTANT PALMER AMARANTH IN GEORGIA
HARTEL, PETER G			
GA DEPT OF NATURAL RESOURCES	100	53,987	COMBINING TARGETED SAMPLING AND FLUOROMETRY TO IDENTIFY SOURCES OF HUMAN FECAL CONTAMINATION IN GEORGIA'S COASTAL WATERS
GA DEPT OF NATURAL RESOURCES	100	104,076	COMBINING TARGETED SAMPLING AND BACTERIAL SOURCE TRACKING TO IDENTIFY SOURCES OF FECAL CONTAMINATION RESPONSIBLE FOR BEACH ADVISORIES ON THE GEORGIA COAST
HILL, NICHOLAS S			
UOFGA RESEARCH FOUNDATION INC	100	168	UGARF-ROYALTY RESEARCH HILL
UOFGA RESEARCH FOUNDATION INC	100	334	UGARF-ROYALTY RESEARCH HILL
UOFGA RESEARCH FOUNDATION INC	100	167	UGARF-ROYALTY RESEARCH HILL
US DEPARTMENT OF AGRICULTURE	100	14,343	VALIDATING A RAPID IMMUNOLOGICAL TEST FOR FUSARIUM GRAMINEARUM
KNAPP, STEVEN J			
GA COMMODITY COMM PEANUTS	100	10,000	MOLECULAR TOOLS FOR DISEASE RESISTANCE BREEDING IN PEANUT
PEANUT FOUNDATION	100	10,000	MOLECULAR BREEDING TOOLS AND GENOMICS RESOURCES FOR PEANUT
PROCTER & GAMBLE COMPANY	100	200,000	DEVELOPMENT OF NEW MEDIUM-CHAIN OILS FOR THE US CHEMICAL INDUSTRY
LEE, R. DEWEY			
GA COMMODITY COMM FOR CORN	100	39,300	TECHNICAL SUPPORT FOR THE CORN IMPROVEMENT TEAM 2006
GA COMMODITY COMM FOR CORN	100	1,400	EVALUATION OF TWO WINTER LEGUMES AS AN ALTERNATIVE SUPPLEMENTAL NITROGEN SOURCE FOR CORN IN GEORGIA

College/Department/Investigator/Sponsor	% Credit OSP	Total Amount	Title
MILLER, WILLIAM P			
SOUTHERN COMPANY SERVICES	100	17,681	UTILIZATION OF FLUE GAS DESULFURIZATION GYPSUM FOR ENHANCEMENT OF TURFGRASS DROUGHT AVOIDANCE
PARROTT, WAYNE ALLEN			
NATIONAL SCIENCE FOUNDATION	10	85,000	THE SCIENCE BEHIND OUR FOOD
NATIONAL SCIENCE FOUNDATION	10	474,287	THE SCIENCE BEHIND OUR FOOD
NATIONAL SCIENCE FOUNDATION	36	992,471	FUNCTIONAL GENOMICS OF MAIZE CENTROMERES
NATIONAL SCIENCE FOUNDATION	36	1,079,346	FUNCTIONAL GENOMICS OF MAIZE CENTROMERES
SAMUEL ROBERTS NOBLE FDN	100	32,580	EVALUATION OF NOBLE BREEDING LINES OF ALUMINUM TOLERANT ALFALFA AND SWITCHGRASS
UNITED SOYBEAN BOARD	75	339,114	SOYBEAN TISSUE CULTURE AND GENETIC ENGINEERING CENTER
UOFGA RESEARCH FOUNDATION INC	100	0	DEVELOPMENT OF WHITE CLOVER CULTIVARS FOR ORNAMENTAL GROUND COVERS
UOFGA RESEARCH FOUNDATION INC	100	19,000	DEVELOPMENT OF WHITE CLOVER CULTIVARS FOR ORNAMENTAL GROUND COVERS
PROSTKO, ERIC P			
GA COMMODITY COMM FOR CORN	90	4,500	POST-HARVEST CONTROL OF TROPICAL SPIDERWORT
GA COMMODITY COMM PEANUTS	90	4,000	MANAGING ALS-RESISTANT PIGWEED IN GEORGIA PEANUT
SHILLING, DONN G			
VARIOUS-INCOME	100	281,411	CULTIVAL ROYALTIES-CSS-SMITH
VARIOUS-INCOME	100	31,357	CULTIVAL ROYALTIES-CSS-SMITH
VARIOUS-INCOME	100	170	CULTIVAL ROYALTIES-CSS-SMITH
VARIOUS-INCOME	100	6,592	CULTIVAL ROYALTIES-CSS-SMITH
VARIOUS-INCOME	100	1,547	CULTIVAL ROYALTIES-CSS-SMITH
VARIOUS-INCOME	100	19,762	VARIOUS RESEARCH GIFTS
VARIOUS-INCOME	100	-15,000	VARIOUS RESEARCH GIFTS
VARIOUS-INCOME	100	15,000	VARIOUS RESEARCH GIFTS CSS TIFTON DR SHILLING
VENCILL, WILLIAM K			
GA COMMODITY COMM COTTON	100	8,000	HERBICIDE STEWARDSHIP PROGRAMS FOR HERBICIDE-RESISTANT COTTON IN GEORGIA
US DEPARTMENT OF AGRICULTURE	100	46,000	IMPROVED CHEMICAL CONTROL OF CHINESE TALLOW (SAPIUM SEBIFERUM)
WEBSTER, THEODORE M			
COTTON INCORPORATED	25	17,000	MANAGING GLYPHOSATE-RESISTANT PALMER AMARANTH IN GEORGIA
WEST, LARRY T			
US DEPARTMENT OF AGRICULTURE	100	9,999	QUANTIFICATION OF SEASONAL SATURATION AND SATURATED HYDRAULIC CONDUCTIVITY FOR SELECTED SOILS IN MLRA 128 IN GEORGIA
ENTOMOLOGY			
ADANG, MICHAEL J			
INSECTIGEN, INC.	100	50,000	BTBOOSTER OPTIMIZATION AND FORMULATION RESEARCH
INSECTIGEN, INC.	100	50,000	STABILIZATION OF BTBOOSTER FOR ENHANCED INSECT CONTROL
UOFGA RESEARCH FOUNDATION INC	100	0	TO DISBURSE FUNDS THAT WERE EARNED FROM ROYALTIES TO THE INVENTORS RESEARCH PROGRAM
UOFGA RESEARCH FOUNDATION INC	100	450	TO DISBURSE FUNDS THAT WERE EARNED FROM ROYALTIES TO THE INVENTORS RESEARCH PROGRAM
UOFGA RESEARCH FOUNDATION INC	100	30	TO DISBURSE FUNDS THAT WERE EARNED FROM ROYALTIES TO THE INVENTORS RESEARCH PROGRAM
UOFGA RESEARCH FOUNDATION INC	100	0	TO DISBURSE FUNDS THAT WERE EARNED FROM ROYALTIES TO THE INVENTORS DEPARTMENT
UOFGA RESEARCH FOUNDATION INC	100	1,501	TO DISBURSE FUNDS THAT WERE EARNED FROM ROYALTIES TO THE INVENTORS DEPARTMENT
UOFGA RESEARCH FOUNDATION INC	100	99	TO DISBURSE FUNDS THAT WERE EARNED FROM ROYALTIES TO THE INVENTORS DEPARTMENT
ALL, JOHN N			
GA COMMODITY COMM COTTON	100	10,000	REDUCING INSECT PEST HAZARD IN CONSERVATION TILLAGE COTTON
UOFGA RESEARCH FOUNDATION INC	100	20,000	COMPUTER IMAGE ANALYSIS SYSTEM FOR MEASUREMENT OF INSECT DAMAGE IN SOYBEAN RESISTANCE RESEARCH
VARIOUS-INCOME	100	2,400	VARIOUS INCOME
VARIOUS-INCOME	100	38,000	VARIOUS INCOME

College/Department/Investigator/Sponsor	% Credit OSP	Total Amount	Title
BATZER, DAROLD P			
NATURE CONSERVANCY THE	50	50,000	PROPOSED FLOODPLAIN PLANT AND INVERTEBRATE STUDIES FOR THE SAVANNAH RIVER FLOWS PROJECT
NATURE CONSERVANCY THE	66	25,000	PROPOSED FLOODPLAIN PLANT AND INVERTEBRATE STUDIES FOR THE SAVANNAH RIVER FLOWS PROJECT
BERISFORD, CHARLES W			
US DEPARTMENT OF AGRICULTURE	100	27,000	THE CHEMICAL ECOLOGY OF THE SOUTHERN PINE BEETLE AND ITS PARASITIDS
US DEPARTMENT OF AGRICULTURE	100	17,000	EVALUATION OF LAST CALL FOR CONTROL OF THE NANTUCKET PINE TIP MOTH
US DEPARTMENT OF AGRICULTURE	100	74,000	EFFECTS OF SOIL-INJECTED INSECTICIDES FOR HEMLOCK WOOLLY ADELGID CONTROL ON AQUATIC AND SELECTED TERRESTRIAL INSECTS
GARDNER, WAYNE A			
US DEPARTMENT OF AGRICULTURE	100	3,000	LEVERAGING BENEFICIAL NEMATODE VIRULENCE TO PECAN WEEVIL LARVAE AND ADULTS
MCHUGH, JOSEPH V			
LOUISIANA STATE UNIVERSITY	100	16,039	BEETLES AND THEIR YEAST ASSOCIATES FROM BASIDIOCARP HABITATS
LOUISIANA STATE UNIVERSITY	100	5,000	REU: BEETLES AND THEIR YEAST ASSOCIATES FROM BASIDIOCARP HABITATS
NATIONAL SCIENCE FOUNDATION	100	12,000	BUILDING TAXONOMIC EXPERTISE IN CUCUJOIDEA: MONOGRAPHIC AND PHYLOGENETIC STUDIES OF THE CERYLONID SERIES
NOBLET, RAYMOND			
US DEPARTMENT OF AGRICULTURE	10	315,000	TRANSMISSIBILITY AND HOST PREDILECTION OF EPIDEMIC VESICULAR STOMATITIS
VARIOUS-INCOME	100	3,600	NEW JERSEY VIRUS STRAINS
VARIOUS-INCOME	100	50,000	VARIOUS INCOME
VARIOUS-INCOME	100	0	VARIOUS INCOME
			DEPT ACCOUNT FOR RESIDUAL BALANCE POLICY
RUBERSON, JOHN R			
GA COMMODITY COMM COTTON	80	24,554	NITROGEN EFFECTS ON BIOLOGICAL CONTROL IN COTTON
STRAND, MICHAEL R			
NATIONAL INSTITUTES OF HEALTH	100	167,225	MARKER DEVELOPMENT FOR MOSQUITO HEMOCYTES
US DEPARTMENT OF AGRICULTURE	100	372,200	FUNCTIONAL CHARACTERIZATION OF VIRAL IKB-LIKE GENES
WALLACE, JAMES B			
NATIONAL SCIENCE FOUNDATION	10	100,000	THE KEYSTONE ROLE OF HETEROTROPHIC MICROBES IN DRIVING ECOSYSTEM-LEVEL EFFECTS OF NUTRIENT ENRICHMENT
NATIONAL SCIENCE FOUNDATION	30	100,000	THE KEYSTONE ROLE OF HETEROTROPHIC MICROBES IN DRIVING ECOSYSTEM-LEVEL EFFECTS OF NUTRIENT ENRICHMENT
<u>ENVIRONMENTAL HEALTH SCI</u>			
BLACK, MARSHA C			
US DEPARTMENT OF INTERIOR	100	8,767	EFFECT OF RIPARIAN ZONE ON TUBIFEX POPULATIONS AND WHIRLING DISEASE
FISHER, JEFFREY WILLIAM			
CENTER FOR DISEASE CONTROL	100	33,000	RESEARCH PROGRAMS FOR THE DEVELOPMENT OF METHODS FOR THE TOXICITY ASSESSMENTS
US DEPT OF AIR FORCE	80	79,997	DEVELOPMENT FOR PBPK MODEL FOR JP-8
LIPP, ERIN K			
FLORIDA DEPT OF ENV PROTECTION	60	20,858	GENOMIC PROFILING OF SERRATIA MARCESCENS FROM DISEASED ELKHORN CORAL IN THE FLORIDA KEYS
NAEHER, LUKE PETER			
ENVIRONMENTAL HLTH & ENG, INC	100	5,040	AEROSOL MEASUREMENT INSTRUMENTS AND SUPPORT FOR AIR CLEANER EFFICACY DEMONSTRATION PROJECT
US DEPARTMENT OF AGRICULTURE	100	65,000	AIRBORN FINE PARTICLE LEVELS ASSOCIATED WITH PRESCRIBED BURNS IN THE SOUTHEAST
US POULTRY & EGG ASSOCIATION	25	50,000	MONITORING AMMONIA AND PARTICULATE MATTER CONCENTRATIONS AT PROPERTY FENCE LINES
SMITH, MARY ALICE			
AMERICAN MEAT INSTITUTE	67	150,000	REFINEMENT OF LISTERIA MONOCYTOGENES LOW DOSE DATA FROM PREGNANT GUINEA PIGS FOR HUMAN RISK ASSESSMNT
INTERNATIONAL LIFE SCI INST	100	60,722	ANIMAL MODELS TO ASSESS ENTEROBACTER SAKAZAKII

College/Department/Investigator/Sponsor	% Credit OSP	Total Amount	Title
US ENVIRONMENTAL PROTECTN AGCY	100	2,500	DISTRIBUTION OF THE 8-2 TELONMER ALCOHOL AND ITS OXIDATION METABOLITES IN CD-1 FEMALE AND PREGNANT MICE
WILLIAMS, PHILLIP L			
UOFGA FOUNDATION	100	12,049	UGA FOUNDATION GEORGIA POWER PROFESSORSHIP 40R1220
<u>EXTENSION FAMILY & CONSUMER SC</u>			
ANDRESS, ELIZABETH L			
US DEPARTMENT OF AGRICULTURE	50	595,262	NATIONAL CENTER FOR HOME FOOD PROCESSING AND PRESERVATION
US DEPARTMENT OF AGRICULTURE	100	0	COMPANION PROGRAM INCOME ACCOUNT 10-31-RE256-061
US DEPARTMENT OF AGRICULTURE	100	999	COMPANION PROGRAM INCOME ACCOUNT 10-31-RE256-061
US DEPARTMENT OF AGRICULTURE	100	1,864	COMPANION PROGRAM INCOME ACCOUNT 10-31-RE256-061
US DEPARTMENT OF AGRICULTURE	100	1,153	COMPANION PROGRAM INCOME ACCOUNT 10-31-RE256-061
US DEPARTMENT OF AGRICULTURE	100	10,811	COMPANION PROGRAM INCOME ACCOUNT 10-31-RE256-061
US DEPARTMENT OF AGRICULTURE	100	2,005	COMPANION PROGRAM INCOME ACCOUNT 10-31-RE256-061
US DEPARTMENT OF AGRICULTURE	100	1	COMPANION PROGRAM INCOME ACCOUNT 10-31-RE256-061
US DEPARTMENT OF AGRICULTURE	100	2,038	COMPANION PROGRAM INCOME ACCOUNT 10-31-RE256-061
US DEPARTMENT OF AGRICULTURE	100	559	COMPANION PROGRAM INCOME ACCOUNT 10-31-RE256-061
US DEPARTMENT OF AGRICULTURE	100	2,684	COMPANION PROGRAM INCOME ACCOUNT 10-31-RE256-061
BALES, DIANE W			
GA DEPT OF EARLY CARE & LEARNG	20	646,842	ENHANCING THE EDUCATION OF EARLY CHILDHOOD PROFESSIONALS IN GEORGIA THROUGH MULTI-LEVEL TRAINING AND TECHNICAL ASSISTANCE
GA DEPT OF EARLY CARE & LEARNG	34	68,140	DEVELOPING RESOURCE KITS TO SUPPORT ACTIVITIES FOR EARLY CHILDHOOD OBESITY PREVENTION
UNITED WAY OF CHATTOHOOCHE VAL	100	36,518	THE CONSULTING SUPPORT TO EVALUATE THE CHILDREN, PARENTS AND PROVIDERS LEARNING TOGETHER PROJECT IN MUSCOGEE COUNTY
BOWER, DONALD W			
COUNTY OF COLQUITT	100	30,000	COLQUITT COUNTY - 21ST CENTURY
COUNTY OF COLQUITT	100	36,000	COLQUITT COUNTY - 21ST CENTURY
GA DEPT OF HUMAN RESOURCES	100	433,118	BACK ON TRACK FAMILY MANAGEMENT EDUCATION
GA DEPT OF HUMAN RESOURCES	100	-11,260	BACK ON TRACK FAMILY MANAGEMENT EDUCATION
GOVERNORS OFF OF HIGHWAY SAFTY	100	963,000	GEORGIA TRAFFIC INJURY PREVENTION INSTITUTE
US DEPARTMENT OF AGRICULTURE	50	134,000	GEORGIA STRONG FAMILIES, STRONG COMMUNITIES
US DEPARTMENT OF AGRICULTURE	50	7,000	GEORGIA STRONG FAMILIES, STRONG COMMUNITIES
CHAPMAN, SUE W			
FAMILY CONN PARTNERSHIP, INC.	50	17,000	FAMILY CONNECTION COMMUNITY COLLABORATIVES
GA DEPT OF AGRICULTURE	10	20,000	AGROSECURITY AWARENESS TRAINING CURRICULUM ENHANCEMENT
CRAWLEY, CONSTANCE C			
WESTAT	100	14,000	TEAM-UP FOR CANCER SCREENING: EVALUATION OF THE IMPACT OF A CANCER COOKING SCHOOL ON REFERRALS TO THE BREASTEST AND MORE SCREENING PROGRAM IN GA
GIBSON, SHARON M			
US DEPARTMENT OF AGRICULTURE	50	134,000	GEORGIA STRONG FAMILIES, STRONG COMMUNITIES
US DEPARTMENT OF AGRICULTURE	50	7,000	GEORGIA STRONG FAMILIES, STRONG COMMUNITIES
HANULA, GAIL M			
WARE COUNTY HEALTH DEPARTMENT	100	11,075	WARE WIC COOPERATIVE AGREEMENT (USDA)
HARRISON, JUDY A			
GA DEPT OF AGRICULTURE	90	20,000	AGROSECURITY AWARENESS TRAINING CURRICULUM ENHANCEMENT
US DEPARTMENT OF AGRICULTURE	25	595,262	NATIONAL CENTER FOR HOME FOOD PROCESSING AND PRESERVATION
RUPURED, A MICHAEL			
US DEPARTMENT OF AGRICULTURE	100	-222,243	BUILDING THE CAPACITY OF THE SOUTHWEST GEORGIA HOUSING DEVELOPMENT CORPORATION TO PROVIDE FINANCIAL LITERACY EDUCATION, HOUSING EDUCATION AND TAXPAYER ASSISTANCE IN 7 PERSISTENTLY POOR COUNTIES
<u>FOOD SCIENCE & TECHNOLOGY</u>			
AKOH, CASIMIR C			
US DEPARTMENT OF AGRICULTURE	20	276,000	NATIONAL NEEDS GRADUATE FELLOWSHIP: FUNCTIONAL FOODS AND HUMAN HEALTH

College/Department/Investigator/Sponsor	% Credit OSP	Total Amount	Title
EITENMILLER, RONALD R			
VARIOUS-INCOME	50	5,000	VARIOUS RESEARCH GIFTS
VARIOUS-INCOME	50	5,000	VARIOUS RESEARCH GIFTS
FRANK, JOSEPH F			
AMERICAN MEAT INSTITUTE	33	150,000	REFINEMENT OF LISTERIA MONOCYTOGENES LOW DOSE DATA FROM PREGNANT GUINEA PIGS FOR HUMAN RISK ASSESSMNT
US DEPARTMENT OF AGRICULTURE	100	220,000	MOLECULAR BASIS FOR THE DEVELOPMENT OF SANITIZER TOLERANCE IN LISTERIA MONOCYTOGENES
HARRISON, MARK A			
US DEPARTMENT OF AGRICULTURE	25	595,262	NATIONAL CENTER FOR HOME FOOD PROCESSING AND PRESERVATION
KERR, WILLIAM L			
US DEPARTMENT OF AGRICULTURE	60	276,000	NATIONAL NEEDS GRADUATE FELLOWSHIP: FUNCTIONAL FOODS AND HUMAN HEALTH
US DEPARTMENT OF DEFENSE	15	10,275	PHASE IB: STP-RAPID RETORT PROCESSING OF EGGS
US DEPARTMENT OF DEFENSE	20	15,000	COMBAT RATION NETWORK FOR TECHNOLOGY IMPLEMENTATION II (CORANET) PROGRAM
US DEPARTMENT OF DEFENSE	20	15,000	COMBAT RATION NETWORK FOR TECHNOLOGY IMPLEMENTATION II (CORANET) PROGRAM
SINGH, RAKESH K			
US DEPARTMENT OF AGRICULTURE	100	4,350	SPECTROSCOPIC METHODS FOR THE DETERMINATION OF LIPID CONTENT AND COMPOSITION
US DEPARTMENT OF DEFENSE	10	10,275	PHASE IB: STP-RAPID RETORT PROCESSING OF EGGS
US DEPARTMENT OF DEFENSE	5	15,000	COMBAT RATION NETWORK FOR TECHNOLOGY IMPLEMENTATION II (CORANET) PROGRAM
US DEPARTMENT OF DEFENSE	5	15,000	COMBAT RATION NETWORK FOR TECHNOLOGY IMPLEMENTATION II (CORANET) PROGRAM
TOLEDO, ROMEO T			
ANONYMOUS	100	17,404	HEAT TRANSFER DURING COOKING ON A GRILL
US DEPARTMENT OF DEFENSE	75	10,275	PHASE IB: STP-RAPID RETORT PROCESSING OF EGGS
US DEPARTMENT OF DEFENSE	75	15,000	COMBAT RATION NETWORK FOR TECHNOLOGY IMPLEMENTATION II (CORANET) PROGRAM
US DEPARTMENT OF DEFENSE	75	15,000	COMBAT RATION NETWORK FOR TECHNOLOGY IMPLEMENTATION II (CORANET) PROGRAM
WICKER, LOUISE			
US DEPARTMENT OF AGRICULTURE	20	276,000	NATIONAL NEEDS GRADUATE FELLOWSHIP: FUNCTIONAL FOODS AND HUMAN HEALTH
<u>HORTICULTURE</u>			
ARMITAGE, ALLAN M			
UOFGA RESEARCH FOUNDATION INC	100	398	TO DISBURSE FUNDS TO THE INVENTORS RESEARCH PROGRAM THAT WERE EARNED FROM ROYALTIES
UOFGA RESEARCH FOUNDATION INC	100	9,936	TO DISBURSE FUNDS TO THE INVENTORS RESEARCH PROGRAM THAT WERE EARNED FROM ROYALTIES
UOFGA RESEARCH FOUNDATION INC	100	1,720	TO DISBURSE FUNDS TO THE INVENTORS RESEARCH PROGRAM THAT WERE EARNED FROM ROYALTIES
BAILEY, DOUGLAS A			
UOFGA RESEARCH FOUNDATION INC	100	3,189	TO DISBURSE FUNDS TO THE INVENTORS RESEARCH PROGRAM THAT WERE EARNED FROM ROYALTIES
UOFGA RESEARCH FOUNDATION INC	100	14,633	TO DISBURSE FUNDS TO THE INVENTORS RESEARCH PROGRAM THAT WERE EARNED FROM ROYALTIES
VARIOUS-INCOME	100	0	DEPT ACCOUNT FOR RESIDUAL BALANCE POLICY
VARIOUS-INCOME	100	10,000	DEVELOPMENT AND PRODUCTION OF GA PECAN GROWERS HANDBOOK
DIRR, MICHAEL A			
UOFGA RESEARCH FOUNDATION INC	100	35,000	GERMPLASM EVALUATION AND BREEDING OF PRUNUS LAUROCERASUS, P. LUSITANICA AND P. CAROLINIANA FOR SHOT HOLE RESISTANCE
UOFGA RESEARCH FOUNDATION INC	100	7,889	TO DISBURSE FUNDS THAT WERE EARNED FROM ROYALTIES TO THE INVENTORS RESEARCH PROGRAM
UOFGA RESEARCH FOUNDATION INC	100	3,189	TO DISBURSE FUNDS THAT WERE EARNED FROM ROYALTIES TO THE INVENTORS RESEARCH PROGRAM
UOFGA RESEARCH FOUNDATION INC	100	14,235	TO DISBURSE FUNDS THAT WERE EARNED FROM ROYALTIES TO THE INVENTORS RESEARCH PROGRAM
UOFGA RESEARCH FOUNDATION INC	100	7,563	TO DISBURSE FUNDS THAT WERE EARNED FROM ROYALTIES TO THE INVENTORS RESEARCH PROGRAM

College/Department/Investigator/Sponsor	% Credit OSP	Total Amount	Title
UOFGA RESEARCH FOUNDATION INC	100	-7,563	TO DISBURSE FUNDS THAT WERE EARNED FROM ROYALTIES TO THE INVENTORS RESEARCH PROGRAM
UOFGA RESEARCH FOUNDATION INC	100	-7,563	TO DISBURSE FUNDS THAT WERE EARNED FROM ROYALTIES TO THE INVENTORS RESEARCH PROGRAM
UOFGA RESEARCH FOUNDATION INC	100	0	GSDC BREEDING GARDENIA AUGUSTA FOR COLD HARDINESS COMPACTNESS AND IMPROVED FOLIAGE
UOFGA RESEARCH FOUNDATION INC	100	18,800	GSDC BREEDING GARDENIA AUGUSTA FOR COLD HARDINESS COMPACTNESS AND IMPROVED FOLIAGE
OZIAS-AKINS, PEGGY			
GA COMMODITY COMM PEANUTS	100	8,000	TILLING FOR A REDUCED ALLERGEN PEANUT
RANDLE, WILLIAM M			
GA DEPT OF AGRICULTURE	100	60,000	IDENTIFYING AND PREDICTING FLAVOR PERFORMANCE IN VIDALIA ONION VARIETIES USING THE ONION LACHRYMATORY FACTOR TO MEASURE COMMERCIAL ONION FLAVOR
KEYSTONE FRUIT MARKETING, INC.	100	20,000	FLAVOR
UOFGA RESEARCH FOUNDATION INC	100	27,000	GEORGIA SEED DEVELOPMENT CORPORATION
RIEGER, MARK W			
GA COMMODITY COMM PEACHES	100	5,000	IMPROVED METHODOLOGY FOR MEASURING THE IMPACT OF CULTURAL PRACTICES ON FRUIT SIZE
SOUTHERN REGION SM FRUIT CONS	100	4,850	DENDROMETERS TO MEASURE WATER STATUS AND SCHEDULE IRRIGATION FOR SMALL FRUIT CROPS
OFF OF GLOBAL PROGRAMS - INST			
KANEMASU, EDWARD T			
UOFGA FOUNDATION	100	414	UGA FOUNDATION SEGARS FUND KANEMASU 40R2250
UOFGA FOUNDATION	100	500	UGA FOUNDATION SEGARS FUND KANEMASU 40R2250 71225000
PLANT PATHOLOGY			
BRANNEN, PHILLIP M			
GA COMMODITY COMM PEACHES	100	4,500	ESTABLISHMENT OF A NEW PEACH ORCHARD FOR BACTERIAL SPOT BROWN ROT AND SCAB RESEARCH AT THE BYRON USDA STATION
DEOM, CARL M			
US AGENCY FOR INATL DEVEL	3	2,550,000	THE PEANUT COLLABORATIVE PROGRAM
VIRGINIA POLYTECHNIC INSTITUTE	100	6,138	INSECT TRANSMITTED VIRUSES
GITAITIS, RONALD D			
GA FRUIT AND VEGETABLE FDN	50	3,000	DEVELOPMENT OF A RAPID PCR-BASED METHOD OF DETECTING FUNGICIDE RESISTANCE IN THE GUMMY STEM BLIGHT PATHOGEN
GOLD, SCOTT E			
US DEPARTMENT OF AGRICULTURE	75	399,000	BASIDIOMYCETE SPECIFIC VIRULENCE FACTOR ANALYSIS, SPORULATION AND HOST RESPONSE IN THE MAIZE-CORN SMUT PATHOSYSTEM
NOE, JAMES P			
GA COMMODITY COMM COTTON	100	9,000	BIOLOGICAL NEMATOCIDES FOR COTTON PRODUCTION
SCHERM, HARALD W			
GA COMMODITY COMM PEACHES	75	3,500	OPTIMIZING MYCOSSHIELD AND COPPER APPLICATION FOR BACTERIAL SPOT CONTROL DURING THE COVER SPRAYS
SOUTHERN REGION SM FRUIT CONS	100	4,500	MUMMY BERRY CONTROL IN ORGANIC BLUEBERRIES
UNIVERSITY OF FLORIDA	50	7,000	CONTROL OF SEPTORIA AND ANTHRACNOSE BLUEBERRY LEAF SPOT DISEASES THROUGH USE OF FOLIAR-APPLIED PHOSPHITE-CONTAINING BIOPESTICIDES
UNIVERSITY OF FLORIDA	70	12,000	BIOPESTICIDES AS REPLACEMENTS OR ROTATION PARTNERS FOR OXYTETRACYCLINE AGAINST BACTERIAL SPOT OF PEACH DURING THE COVER SPRAYS
SHERWOOD, JOHN L			
UNIVERSITY OF FLORIDA	30	37,500	SOUTHERN REGIONAL PLANT DIAGNOSTIC CENTER LABORATORIES - GA SUBCONTRACT
UNIVERSITY OF FLORIDA	30	6,390	SOUTHERN REGIONAL PLANT DIAGNOSTIC CENTER LABORATORIES - GA SUBCONTRACT (USDA)
UOFGA RESEARCH FOUNDATION INC	100	14,172	PLANT PATHOLOGY DEPT SHARE OF INVENTION REVENUE FROM PLANT BREEDING AND PLANT VARIETY DEVELOPMENT
UOFGA RESEARCH FOUNDATION INC	100	-14,172	PLANT PATHOLOGY DEPT SHARE OF INVENTION REVENUE FROM PLANT BREEDING AND PLANT VARIETY DEVELOPMENT
VARIOUS-INCOME	100	0	DEPT ACCOUNT FOR RESIDUAL BALANCE POLICY

College/Department/Investigator/Sponsor	% Credit OSP	Total Amount	Title
STEVENSON, KATHERINE L			
GA COMMODITY COMM FOR PECANS	100	4,000	EFFECTS OF FULL- AND REDUCED-RATE DMI FUNGICIDE PROGRAMS ON SENSITIVITY OF THE PECAN SCAB PATHOGEN TO DMI FUNGICIDES
GA FRUIT AND VEGETABLE FDN	50	3,000	DEVELOPMENT OF A RAPID PCR-BASED METHOD OF DETECTING FUNGICIDE RESISTANCE IN THE GUMMY STEM BLIGHT PATHOGEN
VARIOUS-INCOME	100	10,000	VARIOUS RESEARCH GIFTS FOR SUPPORT OF KATHERINE STEVENSON
WALCOTT, RONALD R			
AMERICAN SEED RESEARCH FOUND	100	42,000	FUTURE RESEARCH TO IMPROVE THE UNDERSTANDING AND MANAGEMENT OF BFB OF CUCURBITS - PART 3
AMERICAN SEED RESEARCH FOUND	100	43,000	FUTURE RESEARCH TO IMPROVE THE UNDERSTANDING AND MANAGEMENT OF BFB OF CUCURBITS - PART 1
AMERICAN SEED RESEARCH FOUND	100	48,000	FUTURE RESEARCH TO IMPROVE THE UNDERSTANDING AND MANAGEMENT OF BFB OF CUCURBITS - PART 2
UNIVERSITY OF FLORIDA	20	8,500	PROTECTION OF WATERMELON BLOSSOMS TO PREVENT SEED INFESTATION BY THE PATHOGEN ACIDOVORAS AVENAE SUBSP CITRULLI
VARIOUS-INCOME	100	500	VARIOUS RESEARCH GIFTS FOR SUPPORT OF RONALD WALCOTT
<u>POULTRY SCIENCE</u>			
FAIRCHILD, BRIAN DAVID			
US POULTRY & EGG ASSOCIATION	10	20,000	EVALUATION OF CHAR AND ACTIVE CARBON FOR THE REDUCTION OF AMMONIA VOLATILIZATION FROM POULTRY MANURE
FLETCHER, DANIEL L			
US POULTRY & EGG ASSOCIATION	25	15,080	DEVELOPMENT OF INNOVATIVE POULTRY PROCESSING WASTEWATER ANALYSIS METHODS TO REDUCE TREATMENT COSTS AND INCREASE PRODUCT RECOVERY AND INDUSTRY PROFITABILITY
US POULTRY & EGG ASSOCIATION	25	34,220	FULL-SCALE IMPLEMENTATION OF TERTIARY MECHANICAL SCREEN IN A POULTRY SLAUGHTER PLANT TO MONITOR EFFECTS ON WASTEWATER STREAM
LACY, MICHAEL P			
US DEPARTMENT OF AGRICULTURE	100	13,038	SECTION 1433 ANIMAL HEALTH AND DISEASE RESEARCH FUNDS FY 2005
US POULTRY & EGG ASSOCIATION	100	12,529	SPEA FDN CHERAY
VARIOUS-INCOME	100	0	DEPT ACCOUNT FOR RESIDUAL BALANCE POLICY
VARIOUS-INCOME	100	0	DEPT ACCOUNT FOR RESIDUAL BALANCE POLICY
PESTI, GENE M			
VITAMIN DERIVATIVES INC.	100	3,405	ALFACALCIDOL EFFICACY STUDY I (BROILERS)
RITZ, CASEY W			
US POULTRY & EGG ASSOCIATION	30	20,000	EVALUATION OF CHAR AND ACTIVE CARBON FOR THE REDUCTION OF AMMONIA VOLATILIZATION FROM POULTRY MANURE
<i>COLL OF JOURNALISM & MASS COMM</i>			
<u>COLL OF JOURNALISM & MASS COMM</u>			
BECKER, LEE B			
INTERNATL CNTR FOR JOURNALISTS	50	99,705	EVALUATION OF THE KNIGHT INTERNATIONAL PRESS FELLOWSHIP
INTERNATL CNTR FOR JOURNALISTS	50	-75,631	EVALUATION OF THE KNIGHT INTERNATIONAL PRESS FELLOWSHIP
TEACHERS COLLEGE COLUMBIA UNIV	100	32,569	QUANTIFY AND ANALYZE THE COVERAGE OF TEACHER UNIONS AND THE COLLECTIVE BARGAINING PROCESS IN THE NATION'S MAJOR NEWSPAPERS
UNIVERSITY OF MARYLAND FDN INC	100	29,386	EVALUATION OF THE KNIGHT CENTER PROGRAM
WILLIAM & FLORA HEWLETT FOUND	100	63	INTEREST INCOME FOR 1021RR257132
WILLIAM & FLORA HEWLETT FOUND	100	60	INTEREST INCOME FOR 1021RR257132
WILLIAM & FLORA HEWLETT FOUND	100	119	INTEREST INCOME FOR 1021RR257132
CLARK, ERNEST C			
ENDOWMENT	100	75,000	UGA ENDOWMENT KNIGHT CHAIR IN HEALTH JOURNALISM 7552GN375604
UOFGA FOUNDATION	100	50,000	WILLIAM I RAY EXP FUND-UGA FOUNDATION 40R1320
UOFGA FOUNDATION	100	40,000	UGA FOUNDATION - MILLARD GRIMES LAB FUND 45R1810
UOFGA FOUNDATION	100	9,422	UGA FOUNDATION LAMBDIN KAY FUND 40R2520
UOFGA FOUNDATION	100	290	UGA FOUNDATION CARMICAL HONORS LECTURE FUND 40L6810 7668100
UOFGA FOUNDATION	100	10,000	UGA FOUNDATION CARTER CHAIR 40R8660
UOFGA FOUNDATION	100	5,000	UGA FOUNDATION NOLAND GRADUATE SUPPORT 50R1720
VARIOUS-INCOME	100	10,000	VARIOUS INCOME - TRANSFERRED TO J SOLOSKI FY05
GREENMAN, JOHN F			
ASSOCIATED PRESS MANAGING EDIT	100	20,500	EVALUATION SURVEY AND DATABASE WORK FOR NEWSTRAIN 2006

College/Department/Investigator/Sponsor	% Credit OSP	Total Amount	Title
LARISCY, RUTH ANN			
PENNSYLVANIA STATE UNIVERSITY	100	1,000	SEED FUNDING AWARD FOR RUTH ANN LARISCY
NEWCOMB, HORACE			
ROBERT WOOD JOHNSON FOUNDATION	100	-452	EXCELLENCE IN HEALTH AND MEDICAL PROGRAMMING IN AMERICAN ELECTRONIC MEDIA
ROBERT WOOD JOHNSON FOUNDATION	100	131	EXCELLENCE IN HEALTH AND MEDICAL PROGRAMMING IN AMERICAN ELECTRONIC MEDIA
ROBERT WOOD JOHNSON FOUNDATION	100	11	EXCELLENCE IN HEALTH AND MEDICAL PROGRAMMING IN AMERICAN ELECTRONIC MEDIA
ROBERT WOOD JOHNSON FOUNDATION	100	27	EXCELLENCE IN HEALTH AND MEDICAL PROGRAMMING IN AMERICAN ELECTRONIC MEDIA
RUSSELL, JOHN THOMAS			
UOFGA FOUNDATION	100	122,463	ENDOWMENT - UGA FOUNDATION MORRIS CHAIR 40R4910
UOFGA FOUNDATION	100	58,262	ENDOWMENT COLLEGE OF JOURNALISM AND MASS COMMUNICATION ANNUAL SURVEY PROJECT UGA FOUNDATION 50R2860
UOFGA FOUNDATION	100	102,318	COX INST NMS - UGA FOUNDATION 45R5000
UOFGA FOUNDATION	100	30,000	UGA FOUNDATION COX INSTITUTE NMS 45R5000 8150000
UOFGA FOUNDATION	100	40,000	UGA FOUNDATION COX INSTITUTE NMS 45R5000 81500000
UOFGA FOUNDATION	100	113,198	ENDOWMENT-COX CENTER MCT-UGA FOUNDATION 45R4990
UOFGA FOUNDATION	100	14,758	FAHERTY BROADCAST MGMT-UGA FOUNDATION 50R8850
UOFGA FOUNDATION	100	65,838	WILLIAM I RAY EXP FUND-UGA FOUNDATION 40R1320
SOLOSKI, JOHN R			
G F PEABODY AWARDS	100	32,733	G H PEABODY AWARDS FY05
G F PEABODY AWARDS	100	62,090	G H PEABODY AWARDS FY05
G F PEABODY AWARDS	100	1,650	G H PEABODY AWARDS FY05
G F PEABODY AWARDS	100	830	G H PEABODY AWARDS FY05
G F PEABODY AWARDS	100	11,530	G H PEABODY AWARDS FY05
G F PEABODY AWARDS	100	812,500	WORKSHOP ACCOUNT FOR ANNUAL PEABODY AWARDS ADVANCED BUDGET OF \$812,500 PER AGREEMENT W/ DEPT
G F PEABODY AWARDS	100	800,000	WORKSHOP ACCOUNT FOR ANNUAL PEABODY AWARDS ADVANCED BUDGET OF \$800,000 PER AGREEMENT W/ DEPT
UOFGA FOUNDATION	100	10,145	UGA FOUNDATION CARMICAL HONORS LECTURE FUND 40L6810
SPRINGSTON, JEFFREY K			
INDIANA UNIVERSITY	100	28,352	PROMOTING BREAST CANCER SCREENING VIA COMPUTER V. PHONE (NATIONAL INSTITUTE ON NURSING RESEARCH)
VLAD, TUDOR			
INTERNATL CNTR FOR JOURNALISTS	50	99,705	EVALUATION OF THE KNIGHT INTERNATIONAL PRESS FELLOWSHIP
INTERNATL CNTR FOR JOURNALISTS	50	-75,631	EVALUATION OF THE KNIGHT INTERNATIONAL PRESS FELLOWSHIP
<u>NEW MEDIA INSTITUTE</u>			
SHAMP, SCOTT A			
VARIOUS-CORP GRANTS	100	40,000	MOBILE MEDIA CONSORTIUM
COLLEGE OF ARTS & SCIENCES			
<u>ANTHROPOLOGY</u>			
BERLIN, OVERTON BRENT			
CANON NATL PARKS SCI SCHLR PRO	100	39,000	COLLEEN O'BRIEN: THE ETHNOECOLOGY OF SONORAN DESERT PLANTS AND ANIMALS: APPLICATIONS OF TRADITIONAL ECOLOGICAL KNOWLEDGE
NATIONAL SCIENCE FOUNDATION	1	10,619	DOCTORAL DISSERTATION RESEARCH - AN EXAMINATION OF THE ROLE OF INTERGENERATIONAL INTERACTIONS AND LEARNING CONTEXTS IN THE PROCESS OF TRADITIONAL
UOFGA FOUNDATION	100	9,000	UGA FOUNDATION ETHNOBOTANICAL GARDEN GREENHOUSE 40R1450 71145000
BROSIUS, J PETER			
NATIONAL SCIENCE FOUNDATION	100	8,000	DISSERTATION RESEARCH: ECOLOGICAL TECHNOLOGICAL ENTHUSIASM: TENSION AT THE INTERSECTION OF SCIENCE, TECHNOLOGY AND VALUES
EHARDT, CAROLYN L			
NATIONAL SCIENCE FOUNDATION	100	11,924	DOCTORAL DISSERTATION IMPROVEMENT: SELF-MEDICATION AS AN ANTI-PARASITIC ADAPTATION IN JAPANESE MACAQUES

College/Department/Investigator/Sponsor	% Credit OSP	Total Amount	Title
GARRISON, ERVAN G			
US DEPARTMENT OF AGRICULTURE	100	2,700	CHALLENGE COST-SHARE AGREEMENT
US DEPARTMENT OF COMMERCE	100	20,000	HERITAGE INTERN MOA
GRAGSON, THEODORE L			
NATIONAL SCIENCE FOUNDATION	20	25,000	LTER: CONSEQUENCES OF LAND USE CHANGE IN THE SOUTHERN APPALACHIAN MOUNTAINS
NATIONAL SCIENCE FOUNDATION	20	1,120,000	LTER: CONSEQUENCES OF LAND USE CHANGE IN THE SOUTHERN APPALACHIAN MOUNTAINS
NATIONAL SCIENCE FOUNDATION	20	15,000	LTER: CONSEQUENCES OF LAND USE CHANGE IN THE SOUTHERN APPALACHIAN MOUNTAINS LTER
NATIONAL SCIENCE FOUNDATION	100	11,576	DOCTORAL DISSERTATION RESEARCH: CO-MANAGEMENT IN THE PYRENEES: NATURA 2000 AND BASQUE COMMON PROPERTY MANAGEMENT
US DEPARTMENT OF AGRICULTURE	100	15,000	FORECASTING HUMAN EFFECTS AND ECOLOGICAL PROCESSES IN SOUTHERN APPALACHIA
HALLY, DAVID J			
CESU - PIEDMONT	10	16,900	NAGPRA INTERNSHIP - TASK ORDER (CESU) TO COOPERATIVE AGREEMENT NO. CA-H5000-03-5040 ASSURING CORRECT ACCOUNTING FOR NAGPRA ITEMS IN THE SOUTHEAST ARCHAEOLOGICAL CENTER
NAZAREA, VIRGINIA D			
VIRGINIA POLYTECHNIC INSTITUTE	50	44,850	SUSTAINABLE LAND USE AND BIODIVERSITY CONSERVATION IN THE ANDES: SCALING UP SANREM ANDES RESEARCH
O'BRIEN, COLLEEN MARIE			
NATIONAL SCIENCE FOUNDATION	99	10,619	DOCTORAL DISSERTATION RESEARCH - AN EXAMINATION OF THE ROLE OF INTERGENERATIONAL INTERACTIONS AND LEARNING CONTEXTS IN THE PROCESS OF TRADITIONAL
RHOADES, ROBERT E			
ENDOWMENT	100	15,000	ENDOWMENT-GRAHAM PERDU-BERLIN
NATIONAL AERO & SPACE ADMIN	100	24,000	SMALLHOLDERS' LAND-USE STRATEGIES AND LAND-COVER IN THE NEPAL HIMALAYA INTEGRATING HOUSHOLD AND COMMUNITY DATA WITH REMOTE SENSING APPLICATIONS (STUDENT: MILAN SHRESTHA)
NATIONAL AERO & SPACE ADMIN	100	24,000	SMALLHOLDERS' LAND-USE STRATEGIES AND LAND-COVER IN THE NEPAL HIMALAYA INTEGRATING HOUSHOLD AND COMMUNITY DATA WITH REMOTE SENSING APPLICATIONS (STUDENT: MILAN SHRESTHA)
US AGENCY FOR INATL DEVEL	2	2,550,000	THE PEANUT COLLABORATIVE PROGRAM
VIRGINIA POLYTECHNIC INSTITUTE	50	44,850	SUSTAINABLE LAND USE AND BIODIVERSITY CONSERVATION IN THE ANDES: SCALING UP SANREM ANDES RESEARCH
SARMIENTO, FAUSTO O			
UOFGA FOUNDATION	100	8,348	UGA FOUNDATION LATIN AMERICAN ETHNOBOTANICAL GARDEN 50R2740
STOKES, GARNETT S			
UOFGA FOUNDATION	100	3,500	UGA FOUNDATION ANTHROPOLOGY DEVELOPMENT FUND LOG CABIN RESTORATION 45R9910/81991000
TUCKER, BRAM TANGE			
NATIONAL SCIENCE FOUNDATION	100	9,375	DOCTORAL DISSERTATION IMPROVEMENT GRANT:CHILDREN'S SUBSISTENCE CONTRIBUTIONS TO PASTORAL HOUSEHOLDS IN THE DRYLANDS OF EAST AFRICA
WILLIAMS, JOHN MARK			
CESU - PIEDMONT	90	16,900	NAGPRA INTERNSHIP - TASK ORDER (CESU) TO COOPERATIVE AGREEMENT NO. CA-H5000-03-5040 ASSURING CORRECT ACCOUNTING FOR NAGPRA ITEMS IN THE SOUTHEAST ARCHAEOLOGICAL CENTER
CESU - PIEDMONT	100	30,000	COOPERATIVE AGREEMENT WITH NATIONAL PARK SERVICE AND TEXAS A&M FOR CURATION AND CATALOGING COLLECTIONS OF THE SOUTHEAST ARCHAEOLOGICAL CENTER
GA DEPT OF NATURAL RESOURCES	100	15,000	GDNr - SITE FILE FY06 WILLIAMS
ART			
COLANGELO, CARMON			
UOFGA FOUNDATION	100	-4,550	UGA FOUNDATION PARENT AND FAMILY GRANT WEBB-ART DEPT 45R9950 8199500
UOFGA FOUNDATION	100	350	UGA FOUNDATION PARENT AND FAMILY GRANT WEBB-ART DEPT 45R9950 8199500
VARIOUS-INCOME	100	0	DEPT ACCOUNT FOR RESIDUAL BALANCE POLICY

College/Department/Investigator/Sponsor	% Credit OSP	Total Amount	Title
FIRESTONE, EVAN R			
ENDOWMENT	100	10,530	ENDOWMENT-SANDY BEAVER SS ART
UOFGA FOUNDATION	100	43,573	ENDOWMENT-UGA FOUNDATION DODD 30F3580
UOFGA FOUNDATION	100	1,400	ENDOWMENT-UGA FOUNDATION DODD 30F3580
ROSENBAUM, GEROLD A			
UOFGA FOUNDATION	100	575	UGA FOUNDATION WHEATLEY-ART ROSENBAUM 40R3960
<u>ARTS & SC-SPECIAL PROGRAMS</u>			
BERTSCH, GARY K			
UOFGA FOUNDATION	100	-1,666	UGA FOUNDATION CITS FOUNDATION 45R4550 9145500
UOFGA FOUNDATION	100	12,000	UGA FOUNDATION CITS FOUNDATION 45R4550 9145500
UOFGA FOUNDATION	100	2,969	UGA FOUNDATION CITS FOUNDATION 45R4550 91455000
UOFGA FOUNDATION	100	2,969	UGA FOUNDATION CITS FOUNDATION 45R4550 91455000
UOFGA FOUNDATION	100	21,160	UGA FOUNDATION CITS FOUNDATION 45R4550 9145500
UOFGA FOUNDATION	100	3,250	UGA FOUNDATION CITS FOUNDATION 45R4550 9145500
UOFGA FOUNDATION	100	2,000	UGA FOUNDATION CITS FOUNDATION 45R4550 9145500
PARK, HAN S			
UOFGA FOUNDATION	100	5,000	GLOBIS RESEARCH-UGA FOUNDATION 45R2130
<u>ARTS & SCIENCES - DEANS OFFICE</u>			
ANDERSON, WYATT W			
ENDOWMENT	100	15,071	BEAVER S/S DEANS OFFICE-ENDOWMENT
UOFGA FOUNDATION	100	-478	UGA FOUNDATION DEVELOPMENT UGA SERVICES 45N5550
UOFGA FOUNDATION	100	1,000	UGA FOUNDATION DEVELOPMENT UGA SERVICES 45N5550
UOFGA FOUNDATION	100	1,000	UGA FOUNDATION DEVELOPMENT UGA SERVICES 45N5550 8555500
UOFGA FOUNDATION	100	1,000	UGA FOUNDATION FRANKLIN RESIDENTIAL COLLEGE 45R0930 81093000
<u>BIOCHEMISTRY & MOLECULAR BIOL</u>			
ADAMS, MICHAEL W			
AMER SOC FOR MICROBIOLOGISTS	100	13,600	JOURNAL OF BACTERIOLOGY EDITOR
LAWRENCE LIVERMORE NATL LAB	100	380,318	MOLECULAR ASSEMBLIES, GENES AND GENOMICS INTEGRATED EFFICIENTLY (MAGGIE)
NATIONAL INSTITUTES OF HEALTH	50	269,514	NOVEL RESPONSES TO OXYGEN BY ANAEROBIC MICROORGANISMS
US DEPARTMENT OF ENERGY	100	140,000	THE METABOLISM OF HYDROGEN BY HYPERTHERMOPHILIC MICROORGANISMS
US DEPARTMENT OF ENERGY	100	250,000	FUNDAMENTAL STUDIES OF RECOMBINANT HYDROGENASES
DALTON, STEPHEN			
NATIONAL INSTITUTES OF HEALTH	100	284,275	CONTROL OF EMBRYONIC STEM CELL SELF-RENEWAL BY MYC TRANSCRIPTION FACTORS
DARVILL, ALAN			
VARIOUS-INCOME	100	145,445	VARIOUS INCOME
VARIOUS-INCOME	100	257	VARIOUS INCOME
VARIOUS-INCOME	100	40,207	VARIOUS INCOME
VARIOUS-INCOME	100	13,710	VARIOUS INCOME
VARIOUS-INCOME	100	500	VARIOUS INCOME
VARIOUS-INCOME	100	61,005	VARIOUS INCOME
VARIOUS-INCOME	100	-197,408	VARIOUS INCOME
DERVARTANIAN, DANIEL V			
UOFGA RESEARCH FOUNDATION INC	100	1	VARIOUS INCOME FOR BIO-SCI MANUAL
UOFGA RESEARCH FOUNDATION INC	100	4,048	VARIOUS INCOME FOR BIO-SCI MANUAL
LANZILOTTA, WILLIAM N			
AMERICAN CHEMICAL SOCIETY	100	80,000	A NOVEL SYSTEM FOR PRODUCTION OF 1,3 PROPANEDIOL FROM RENEWABLE RESOURCES; CHARACTERIZATION OF A B12-INDEPENDENT GLYCEROL DEHYDRATASE SYSTEM
AMERICAN HEART ASSN	100	55,000	BIOCHEMICAL AND BIOPHYSICAL CHARACTERIZATION OF THE ENZYMES INVOLVED IN TAURINE SYNTHESIS IN HUMANS
NARAYAN, PREMA			
NATIONAL INSTITUTES OF HEALTH	100	211,968	CONSTITUTIVELY ACTIVE LH RECEPTORS IN TRANSGENIC MICE
OLMAN, VICTOR			
UT-BATTELLE LLC	100	50,000	GENOMES TO LIFE PROJECT SUPPORT

College/Department/Investigator/Sponsor	% Credit OSP	Total Amount	Title
POTEMPA, JAN			
NATIONAL INSTITUTES OF HEALTH	50	245,258	BACTERIAL PROTEINASES IN PERIODONTAL DISEASE
PUETT, J DAVID			
NATIONAL INSTITUTES OF HEALTH	100	335,951	BINDING DETERMINANTS OF GLYCOPROTEIN HORMONE RECEPTORS
UOFGA FOUNDATION	100	43,333	UGA FOUNDATION DALTON 40R8060 7180600
UOFGA RESEARCH FOUNDATION INC	100	5	VARIOUS INCOME
UOFGA RESEARCH FOUNDATION INC	100	3,463	VARIOUS INCOME
UOFGA RESEARCH FOUNDATION INC	100	2,552	VARIOUS INCOME
UOFGA RESEARCH FOUNDATION INC	100	4,890	VARIOUS INCOME
SCHMIDT JR, WALTER K			
GEORGIA CANCER COALITION	100	100,000	DISTINGUISHED CANCER CLINICIANS AND SCIENTISTS PROGRAM
NATIONAL INSTITUTES OF HEALTH	75	73,600	HTS-BASED IDENTIFICATION OF NOVEL RCE1P INHIBITORS
SHOREIBAH, MOHAMED G			
UOFGA RESEARCH FOUNDATION INC	100	1	ROYALTY INVENTORS RESEARCH PROJECT
TERNS, MICHAEL P			
NATIONAL INSTITUTES OF HEALTH	50	287,482	BIOGENESIS AND TRAFFICKING OF SNORNPS
NATIONAL INSTITUTES OF HEALTH	50	107,806	BIOGENESIS AND TRAFFICKING OF SNORNPS
NATIONAL INSTITUTES OF HEALTH	60	241,408	TELOMERASE: TRANSPORT AND TARGETING
NATIONAL INSTITUTES OF HEALTH	50	235,735	TELEMERASE: TRANSPORT AND TARGETING
TERNS, REBECCA			
NATIONAL INSTITUTES OF HEALTH	50	287,482	BIOGENESIS AND TRAFFICKING OF SNORNPS
NATIONAL INSTITUTES OF HEALTH	50	107,806	BIOGENESIS AND TRAFFICKING OF SNORNPS
NATIONAL INSTITUTES OF HEALTH	40	241,408	TELOMERASE: TRANSPORT AND TARGETING
NATIONAL INSTITUTES OF HEALTH	50	235,735	TELEMERASE: TRANSPORT AND TARGETING
VARIOUS-INCOME	100	60,000	VARIOUS RESEARCH GIFTS TO SUPPORT DR. TERNS FOR GENETIC STUDY OF SPINAL MUSCULAR ATROPHY IN CHILDREN
TRAVIS, JAMES			
NATIONAL INSTITUTES OF HEALTH	50	245,258	BACTERIAL PROTEINASES IN PERIODONTAL DISEASE
URBAUER, JEFFREY L			
GEORGIA CANCER COALITION	50	37,620	ACTIVATION OF ESTROGEN RECEPTOR ALPHA BY CALMODULIN REGULATING MICROBIAL BIOFILM FORMATION: A NOVEL PROKARYOTIC MULTI-PROTEIN COMPLEX
NATIONAL INSTITUTES OF HEALTH	50	221,250	STRUCTURE, DYNAMICS AND FUNCTION OF ALGH
NATIONAL INSTITUTES OF HEALTH	100	45,976	
WANG, BI-CHENG			
ARGONNE NATIONAL LABORATORY	100	149,178	PERSONNEL ASSIGNMENT FOR GERD ROSENBAUM AT SBC-CAT
NATIONAL INSTITUTES OF HEALTH	100	2,900,000	SOUTHEAST COLLABORATORY FOR STRUCTURAL GENOMICS
NATIONAL INSTITUTES OF HEALTH	2	221,782	MANNOSIDASES IN GLYCOPROTEIN BIOSYNTHESIS AND CATABOLISM
NATIONAL INSTITUTES OF HEALTH	2	309,043	MANNOSIDASES IN GLYCOPROTEIN BIOSYNTHESIS AND CATABOLISM
SCIENCE APPLICATIONS INTL CORP	100	2	INTEREST INCOME TO COMPANION ACCOUNT 10-21-RR166-432 RF SAIC/NIH, SER-CAT PROJECT
SCIENCE APPLICATIONS INTL CORP	100	3,209	INTEREST INCOME TO COMPANION ACCOUNT 10-21-RR166-432 RF SAIC/NIH, SER-CAT PROJECT
SCIENCE APPLICATIONS INTL CORP	100	856	INTEREST INCOME TO COMPANION ACCOUNT 10-21-RR166-432 RF SAIC/NIH, SER-CAT PROJECT
SCIENCE APPLICATIONS INTL CORP	100	815	INTEREST INCOME TO COMPANION ACCOUNT 10-21-RR166-432 RF SAIC/NIH, SER-CAT PROJECT
SCIENCE APPLICATIONS INTL CORP	100	2,186	INTEREST INCOME TO COMPANION ACCOUNT 10-21-RR166-432 RF SAIC/NIH, SER-CAT PROJECT
SCIENCE APPLICATIONS INTL CORP	100	803	INTEREST INCOME TO COMPANION ACCOUNT 10-21-RR166-432 RF SAIC/NIH, SER-CAT PROJECT
SCIENCE APPLICATIONS INTL CORP	100	222	INTEREST INCOME TO COMPANION ACCOUNT 10-21-RR166-432 RF SAIC/NIH, SER-CAT PROJECT
SCIENCE APPLICATIONS INTL CORP	100	196	INTEREST INCOME TO COMPANION ACCOUNT 10-21-RR166-432 RF SAIC/NIH, SER-CAT PROJECT
SCIENCE APPLICATIONS INTL CORP	100	526	INTEREST INCOME TO COMPANION ACCOUNT 10-21-RR166-432 RF SAIC/NIH, SER-CAT PROJECT
SCIENCE APPLICATIONS INTL CORP	100	440,286	SOUTHEAST REGIONAL COLLABORATIVE ACCESS TEAM (SER-CAT): NIH OPERATIONAL COSTS - YEAR 5
SCIENCE APPLICATIONS INTL CORP	100	445,325	SOUTHEAST REGIONAL COLLABORATIVE ACCESS TEAM (SER-CAT): NIH OPERATIONAL COSTS - YEAR 6
UOFGA FOUNDATION	100	89,761	UGA FOUNDATION GRA WANG 40R3980
VARIOUS OTHER STATES	100	325,000	SOUTHEAST REGIONAL COLLABORATIVE ACCESS TEAM (SER-CAT):
VARIOUS OTHER STATES	100	36,691	SOUTHEAST REGIONAL COLLABORATIVE ACCESS TEAM (SER-CAT)

College/Department/Investigator/Sponsor	% Credit OSP	Total Amount	Title
VARIOUS OTHER STATES	100	983,797	SOUTHEAST REGIONAL COLLABORATIVE ACCESS TEAM (SER-CAT)
VARIOUS-NONGIFT	100	556,656	SOUTHEAST REGIONAL COLLABORATIVE ACCESS TEAM (SER-CAT): VARIOUS OTHER NON-STATE AGENCIES
WARRENFELTZ, SUSANNE			
GEORGIA CANCER COALITION	100	49,500	CONTRIBUTION OF GONADOTOPINS AND RECEPTORS TO THE DEVELOPMENT OF OVARIAN CANCER
XU, YING			
GEORGIA CANCER COALITION	100	100,000	DISTINGUISHED CANCER CLINICIANS AND SCIENTISTS PROGRAM
NATIONAL SCIENCE FOUNDATION	100	185,000	ITR COLLABORATIVE RESEARCH: COMBINATORIAL ALGORITHMS FOR BIOLOGICAL DATA CLUSTERING
UNIVERSITY OF TENNESSEE	100	61,715	HYDROGEN EXCHANGE STUDIES ON A-BETA AMYLOID FIBRILS
ZHAO, SHAYING			
UOFGA RESEARCH FOUNDATION INC	100	130,000	UGARF FUNDS FOR STARTUP
<u>BIOLOGICAL SCIENCES</u>			
BRICKMAN, MARGUERITE			
NATIONAL SCIENCE FOUNDATION	50	99,285	PROMOTING INQUIRY AND SCIENTIFIC LITERACY IN NON-SCIENCE MAJOR UNDERGRADUATE BIOLOGY
<u>CELLULAR BIOLOGY</u>			
ANDERSON, WYATT W			
ENDOWMENT	100	253	ENDOWMENT SANDY BEAVER SS CELL BIO
DOCAMPO, ROBERTO			
NATIONAL INSTITUTES OF HEALTH	100	368,000	THE CONTRACTILE VACUOLE OF TRYPANOSOMA CRUZI
UNIVERSITY OF ILLINOIS	100	25,000	PRENYL DIPHOSPHATE SYNTHASE INHIBITORS
UOFGA FOUNDATION	100	39,065	UGA FOUNDATION GRA ENDOWMENT CELLULAR BIOLOGY TROPICAL AND EMERGING 40R1900
UOFGA FOUNDATION	100	18,000	UGA FOUNDATION GRA ENDOWMENT CELLULAR BIOLOGY TROPICAL AND EMERGING 40R1900
DOUGAN, SCOTT T			
GEORGIA CANCER COALITION	100	60,000	DISTINGUISHED CANCER CLINICIANS AND SCIENTISTS PROGRAM
FARMER, MARK A			
NATIONAL SCIENCE FOUNDATION	100	525	IPA FOR MARK FARMER - NSF
FECHHEIMER, MARCUS			
NATIONAL INSTITUTES OF HEALTH	50	170,200	STUDIES OF HIRANO BODIES IN LIVING CELLS
FURUKAWA, RUTH H			
NATIONAL INSTITUTES OF HEALTH	50	170,200	STUDIES OF HIRANO BODIES IN LIVING CELLS
GAERTIG, JACEK			
NATIONAL SCIENCE FOUNDATION	100	127,000	ROLE OF TUBULIN POST-TRANSLATIONAL MODIFICATION IN FUNCTIONAL ADAPTATION OF MICROTUBULES
NATIONAL SCIENCE FOUNDATION	100	4,416	ROLE OF TUBULIN POST-TRANSLATIONAL MODIFICATION IN FUNCTIONAL ADAPTATION OF MICROTUBULES
KEITH, CHARLES H			
NATIONAL INSTITUTES OF HEALTH	33	220,800	INTRINSIC FLUORIMETRIC IMAGING AT THE CELLULAR AND SYSTEM LEVELS
KIPREOS, EDWARD T			
NATIONAL INSTITUTES OF HEALTH	100	184,000	ESTABLISHED OF C ELEGANS TISSUE CULTURE CONDITIONS AND CELL LINES
LAUDERDALE, JAMES D			
CHILDREN'S GLAUCOMA FOUNDATION	100	50,000	CELLULAR AND MOLECULAR MECHANISMS OF CHILDHOOD GLAUCOMA
NATIONAL INSTITUTES OF HEALTH	33	220,800	INTRINSIC FLUORIMETRIC IMAGING AT THE CELLULAR AND SYSTEM LEVELS
MORENO, SILVIA NJ			
BURROUGHS WELLCOME FUND	100	5,000	SUPPORT FOR INTERNATIONAL CONGRESS ON TOXOPLASMOSIS
NATIONAL INSTITUTES OF HEALTH	100	221,250	THE ISOPRENOID PATHWAY FROM TOXOPLASMA GONDII
NATIONAL INSTITUTES OF HEALTH	100	295,000	NOVEL PHOSPHOLIPASES C IN TRYPANOSOMATIDS

College/Department/Investigator/Sponsor	% Credit OSP	Total Amount	Title
SHEN, PING			
NATIONAL INSTITUTES OF HEALTH	100	251,547	ROLE OF DROSOPHILA NEUROPEPTIDE F IN ETHANOL RESPONSE
NATIONAL INSTITUTES OF HEALTH	100	269,741	ROLES OF DROSOPHILA NPY AND INSULIN-LIKE ACTIVITIES IN FOOD RESPONSE
STRIEPEN, BORIS			
NATIONAL INSTITUTES OF HEALTH	100	261,171	IMPDH AS A DRUG TARGET IN CRYPTOSPORIDIUM AND TOXOPLASMA
NATIONAL INSTITUTES OF HEALTH	100	57,621	IMPDH AS A DRUG TARGET IN CRYPTOSPORIDIUM
NATIONAL INSTITUTES OF HEALTH	100	294,400	BIOLOGY OF THE APICOMPLEXAN PLASTID
TARLETON, RICK L			
NATIONAL INSTITUTES OF HEALTH	100	231,680	IMMUNOREGULATION IN EXPERIMENT CHAGAS DISEASE
NATIONAL INSTITUTES OF HEALTH	100	51,114	IMMUNOREGULATION IN EXPERIMENT CHAGAS DISEASE
NATIONAL INSTITUTES OF HEALTH	90	1,072,658	VACCINE DISCOVERY FOR CHAGAS DISEASE
NATIONAL INSTITUTES OF HEALTH	90	274,411	VACCINE DISCOVERY FOR CHAGAS DISEASE
NATIONAL INSTITUTES OF HEALTH	100	359,352	CD8+ T CELLS AND TRYPANOSOMA CRUZI INFECTION
NATIONAL INSTITUTES OF HEALTH	100	71,870	MICROARRAY ANALYSIS OF GENE EXPRESSION IN T. CRUZI
WILLIS, JUDITH H			
NATIONAL INSTITUTES OF HEALTH	100	287,482	CUTICULAR PROTEINS OF ANOPHELES GAMBIAE
CHEMISTRY			
ALLINGER, NORMAN L			
UOFGA RESEARCH FOUNDATION INC	100	2	ROYALTY FUNDS FROM INVENTORS RESEARCH PROGRAM
UOFGA RESEARCH FOUNDATION INC	100	960	ROYALTY FUNDS FROM INVENTORS RESEARCH PROGRAM
UOFGA RESEARCH FOUNDATION INC	100	24,738	ROYALTY FUNDS FROM INVENTORS RESEARCH PROGRAM
UOFGA RESEARCH FOUNDATION INC	100	701	ROYALTY FUNDS FROM INVENTORS RESEARCH PROGRAM
AMSTER, I JONATHAN			
NATIONAL INSTITUTES OF HEALTH	100	257,600	PROTEOMIC ANALYSIS USING FTICR/MS
RENSSELAER POLYTECHNIC INSTITU	100	80,000	SEQUENCING POLYSACCHARIDE COMPONENTS OF PROTEOGLYCANS
CARREIRA, LIONEL A			
PFIZER INC	100	91,000	CALCULATING PKA'S OF PHARMACEUTICALS
DE HASETH, JAMES A			
US DEPARTMENT OF AGRICULTURE	100	34,000	DEVELOPMENT OF FIELD DEPLOYABLE OPTICAL SPECTROMETERS WITH CHEMOMETRIC METHODS FOR THE ANALYSIS OF FIBER, FOOD AND GRAIN APPLICATIONS
US DEPARTMENT OF AGRICULTURE	100	34,000	DEVELOPMENT OF FIELD DEPLOYABLE OPTICAL SPECTROMETERS WITH CHEMOMETRIC METHODS FOR THE ANALYSIS OF FIBER, FOOD AND GRAIN APPLICATIONS
DLUHY, RICHARD A			
NATIONAL INSTITUTES OF HEALTH	100	255,218	SPECTROSCOPY OF BIOMEMBRANE MONOLAYERS
DORE, TIMOTHY			
NATIONAL INSTITUTES OF HEALTH	25	73,600	HTS-BASED IDENTIFICATION OF NOVEL RCE1P INHIBITORS
NATIONAL SCIENCE FOUNDATION	100	83,300	CAREER: CONTROLLING BIOLOGICAL EFFECTORS WITH LIGHT
DUNCAN, MICHAEL A			
AMERICAN CHEMICAL SOCIETY	100	72,446	EDITORIAL OFFICE FOR THE JOURNAL OF PHYSICAL CHEMISTRY
NATIONAL SCIENCE FOUNDATION	100	145,800	INFRARED SPECTROSCOPY OF CATION-MOLECULAR INTERACTIONS
US DEPARTMENT OF ENERGY	100	132,000	INFRARED SPECTROSCOPY OF TRANSITION METAL - MOLECULAR INTERACTION IN THE GAS PHASE
US DEPT OF AIR FORCE	100	109,736	FUNDAMENTAL STUDIES AND ISOLATION STRATIGIES FOR METAL COMPOUND NANOCLOUDS
JOHNSON, MICHAEL K			
NATIONAL INSTITUTES OF HEALTH	50	269,514	NOVEL RESPONSES TO OXYGEN BY ANAEROBIC MICROORGANISMS
NATIONAL INSTITUTES OF HEALTH	100	235,741	ASSEMBLY OF BIOLOGICAL IRON-SULFUR CLUSTERS
MAJETICH, GEORGE F			
NATIONAL SCIENCE FOUNDATION	100	130,000	CASCADE BASED SYNTHESSES OF FOUR COMPLEX TRITERPENES
NATIONAL SCIENCE FOUNDATION	100	13,000	CASCADE BASED SYNTHESSES OF FOUR COMPLEX TRITERPENES
PHILLIPS, ROBERT S			
NATIONAL INSTITUTES OF HEALTH	100	38,760	STRUCTURE AND MECHANISMS OF PLP DEPENDENT LYASES
NATIONAL SCIENCE FOUNDATION	100	74,159	COLLABORATIVE RESEARCH: DESIGN OF THERMOPHILIC ALCOHOL DEHYDROGENASE FOR CHIRAL SYNTHESIS

College/Department/Investigator/Sponsor	% Credit OSP	Total Amount	Title
POPIK, VLADIMIR			
AMERICAN CHEMICAL SOCIETY	100	80,000	DEVELOPMENT OF PHOTOREACTIVE PRECURSORS FOR TIME AND SPATIALLY RESOLVED GENERATION AND DIRECT STUDY OF P-BENZYNE DIRADICALS
GEORGIA CANCER COALITION	100	100,000	DISTINGUISHED CANCER CLINICIANS AND SCIENTISTS PROGRAM
			CAREER: TOWARDS SPACE AND TIME RESOLVED GENERATION OF P-BENZYNE DIRADICAL: DEVELOPMENT OF PHOTOSWITCHABLE ANALOGS OF NATURAL ...ANTIBIOTICS
NATIONAL SCIENCE FOUNDATION	100	182,156	
SCHAEFER III, HENRY F			
JOHN TEMPLETON FOUNDATION	50	105,369	QUANTUM CHEMISTRY IN COUNTERFACTUAL UNIVERSES
NATIONAL SCIENCE FOUNDATION	100	141,312	MOLECULAR ELECTRONIC STRUCTURE THEORY: METHODS AND APPLICATIONS
UOFGA FOUNDATION	100	4,554	UGA FOUNDATION-ONGOING CHEMISTRY RESEARCH 50R2880 71288000
UOFGA FOUNDATION	100	7,125	UGA FOUNDATION-ONGOING CHEMISTRY RESEARCH 50R2880 71288000
UOFGA FOUNDATION	100	10,800	UGA FOUNDATION-ONGOING CHEMISTRY RESEARCH - ALLINGER 50R2880 7128800
UOFGA FOUNDATION	100	10,800	UGA FOUNDATION-ONGOING CHEMISTRY RESEARCH - ALLINGER 50R2880 7128800
UOFGA FOUNDATION	100	10,800	UGA FOUNDATION-ONGOING CHEMISTRY RESEARCH - ALLINGER 50R2880 71288000
US DEPARTMENT OF ENERGY	100	114,816	THEORETICAL STUDIES OF ELEMENTARY HYDROCARBON SPECIES AND THEIR REACTIONS
SCOTT, ROBERT A			
			DETERMINATION OF PLATINUM VALENCE IN ORGANOMETALLIC COMPLEXES: GEL
ANONYMOUS	100	18,200	MAMMARY IMPLANTS AND EXTRACTABLES
JOHN WILEY & SONS INC	100	750	THE ENCYCLOPEDIA OF INORGANIC CHEMISTRY
NATIONAL INSTITUTES OF HEALTH	100	206,080	X-RAY ABSORPTION SPECTROSCOPY OF METALLOENZYMES
NATIONAL INSTITUTES OF HEALTH	100	45,467	X-RAY ABSORPTION SPECTROSCOPY OF METALLOENZYMES
			DEVELOPMENT OF HIGH-THROUGHPUT X-RAY ABSORPTION SPECTROSCOPY FOR
STANFORD UNIVERSITY	100	64,283	METALLOPROTEOMICS
SMITH, GEOFFREY DOUGLAS			
			RATES, PRODUCTS AND HYGROSCOPICITY OF HYGROSCOPICITY OF HYDROXYL
NATIONAL SCIENCE FOUNDATION	100	107,188	RADICAL (OH) INITIATED OXIDATION REACTIONS OF ORGANIC AEROSOLS AND FILMS
NATIONAL SCIENCE FOUNDATION	100	127,568	CAREER: PARTICLE MORPHOLOGY AND COMPOSITION EFFECTS IB CHEMICAL REACTION RATES IN AEROSOLS
STAMMER, CHARLES H			
ENDOWMENT	100	17,037	SALARY SUPPLEMENT GRAHAM PURDUE SCHLEYER
STICKNEY, JOHN L			
UOFGA FOUNDATION	100	6,000	UGA FOUNDATION SURO PARTICIPANT 40S5240 7252400
URBAUER, JEFFREY L			
GEORGIA CANCER COALITION	50	37,620	ACTIVATION OF ESTROGEN RECEPTOR ALPHA BY CALMODULIN
NATIONAL INSTITUTES OF HEALTH	50	221,250	REGULATING MICROBIAL BIOFILM FORMATION: A NOVEL PROKARYOTIC MULTI-PROTEIN COMPLEX
COMPARATIVE LITERATURE			
MOSHI, LIOBA			
US DEPT OF EDUCATION	100	99,840	INTERNATIONAL RESEARCH AND STUDIES
			UNDERGRADUATE INTERNATIONAL STUDIES AND FOREIGN LANGUAGE PROGRAM: A COLLABORATIVE PROPOSAL FOR THE DEVELOPMENT OF A SYSTEM-WIDE
US DEPT OF EDUCATION	100	116,589	CERTIFICATE IN AFRICAN STUDIES AND LANGUAGES
			FULBRIGHT-HAYS GROUP PROJECTS ABROAD PROGRAM (GPA) SUMMER INTENSIVE
US DEPT OF EDUCATION	100	85,000	SWAHILI IN TANZANIA
COMPUTER SCIENCE			
ARPINAR, ISMAILCEM B			
COMPUTER TECHNOLOGY ASSOC, INC	25	7,500	AN ONTOLOGICAL APPROACH TO FINANCIAL ANALYSIS AND MONITORING
COMPUTER TECHNOLOGY ASSOC, INC	25	60,000	AN ONTOLOGICAL APPROACH TO FINANCIAL ANALYSIS AND MONITORING
COMPUTER TECHNOLOGY ASSOC, INC	25	95,000	AN ONTOLOGICAL APPROACH TO FINANCIAL ANALYSIS AND MONITORING
NATIONAL SCIENCE FOUNDATION	23	100,000	SEMDIS: DISCOVERING COMPLEX RELATIONSHIPS IN SEMANTIC WEB
NATIONAL SCIENCE FOUNDATION	23	200,000	SEMDIS: DISCOVERING COMPLEX RELATIONSHIPS IN SEMANTIC WEB

College/Department/Investigator/Sponsor	% Credit OSP	Total Amount	Title
CAI, LIMING			
NATIONAL INSTITUTES OF HEALTH	40	232,552	SEARCHING GENOMES FOR NON-CODING RNAS BY THEIR STRUCTURE
CANFIELD JR, EARL RODNEY			
NATIONAL SECURITY AGENCY	100	31,295	ASYMPTOTIC METHODS IN COMBINATORICS
VARIOUS-INCOME	100	10,500	VARIOUS RESEARCH GIFT ACCT FOR: COMP SCI GRAD ED FUND PER DEPT
KOCHUT, KRZYSZTOF J			
NATIONAL SCIENCE FOUNDATION	17	100,000	SEMDIS: DISCOVERING COMPLEX RELATIONSHIPS IN SEMANTIC WEB
NATIONAL SCIENCE FOUNDATION	17	200,000	SEMDIS: DISCOVERING COMPLEX RELATIONSHIPS IN SEMANTIC WEB
MILLER, JOHN A			
NATIONAL SCIENCE FOUNDATION	10	100,000	SEMDIS: DISCOVERING COMPLEX RELATIONSHIPS IN SEMANTIC WEB
NATIONAL SCIENCE FOUNDATION	10	200,000	SEMDIS: DISCOVERING COMPLEX RELATIONSHIPS IN SEMANTIC WEB
SHETH, AMIT P			
COMPUTER TECHNOLOGY ASSOC, INC	75	7,500	AN ONTOLOGICAL APPROACH TO FINANCIAL ANALYSIS AND MONITORING
COMPUTER TECHNOLOGY ASSOC, INC	75	60,000	AN ONTOLOGICAL APPROACH TO FINANCIAL ANALYSIS AND MONITORING
COMPUTER TECHNOLOGY ASSOC, INC	75	95,000	AN ONTOLOGICAL APPROACH TO FINANCIAL ANALYSIS AND MONITORING
NATIONAL SCIENCE FOUNDATION	50	100,000	SEMDIS: DISCOVERING COMPLEX RELATIONSHIPS IN SEMANTIC WEB
NATIONAL SCIENCE FOUNDATION	50	200,000	SEMDIS: DISCOVERING COMPLEX RELATIONSHIPS IN SEMANTIC WEB
VARIOUS-CORP GIFTS	100	32,000	VARIOUS INCOME
<u>CTR FOR COMP QUANTUM CHEMISTRY</u>			
ALLEN, WESLEY D			
JOHN TEMPLETON FOUNDATION	50	105,369	QUANTUM CHEMISTRY IN COUNTERFACTUAL UNIVERSES
<u>CTR FOR REMOTE SENSE & MAP SCI</u>			
JORDAN, THOMAS ROBERT			
CESU - PIEDMONT	40	20,000	AIRBOAT/ORV TRAIL INVENTORY FOR THE EAST EVERGLADES ADDITION LANDS
CHEROKEE PRESERVATION FOUNDTN	40	131,375	DIGITAL VEGETATION DATABASES AND MAPS FOR THE QUALLA BOUNDARY AND OTHER TRIBAL LANDS OF THE EASTERN BAND OF CHEROKEE INDIANS (EBCI)
FLORIDA DEPT OF ENV PROTECTION	40	-189	MONITORING, MODELING AND ASSESSMENT OF THE EVERGLADES ECOSYSTEM: R-EMAP PHASE III: VEGETATION COMMUNITY ANALYSIS
FLORIDA DEPT OF ENV PROTECTION	40	49,021	MONITORING, MODELING AND ASSESSMENT OF THE EVERGLADES ECOSYSTEM: R-EMAP PHASE III: VEGETATION COMMUNITY ANALYSIS
US DEPARTMENT OF INTERIOR	40	124,681	VEGETATION DATABASES, ORTHOIMAGES AND BUFFER-AREA LAND COVER IN FOUR NATIONAL PARK UNITS OF THE CUMBERLAND/PIEDMONT NETWORK
MADDEN, MARGUERITE			
FLORIDA DEPT OF ENV PROTECTION	60	-189	MONITORING, MODELING AND ASSESSMENT OF THE EVERGLADES ECOSYSTEM: R-EMAP PHASE III: VEGETATION COMMUNITY ANALYSIS
FLORIDA DEPT OF ENV PROTECTION	60	49,021	MONITORING, MODELING AND ASSESSMENT OF THE EVERGLADES ECOSYSTEM: R-EMAP PHASE III: VEGETATION COMMUNITY ANALYSIS
GA DEPT OF NATURAL RESOURCES	100	5,000	GEOGRAPHIC INFORMATION SYSTEMS STUDIES FOR THE WILDLIFE RESOURCES DIVISION GDNR (YEAR 7)
<u>DANCE</u>			
ANDERSON, WYATT W			
UOFGA FOUNDATION	100	3,595	UGA FOUNDATION FRIENDS OF DANCE UGA SERVICES 45R4900
UOFGA FOUNDATION	100	1,500	UGA FOUNDATION FRIENDS OF DANCE UGA SERVICES 45R4900 91490000
<u>DRAMA AND THEATRE</u>			
ANDERSON, WYATT W			
ENDOWMENT	100	10,000	ENDOWMENT-DRAMA MCKAY FUND
RICHMOND, FARLEY P			
FREEMAN FOUNDATION	100	46,000	NATIONAL CONSORTIUM FOR TEACHING ABOUT ASIA (YEARS VII-VIII)
FREEMAN FOUNDATION	100	49,984	NATIONAL CONSORTIUM FOR TEACHING ABOUT ASIA
STOKES, GARNETT S			
UOFGA FOUNDATION	100	1	UGA FOUNDATION WHEATLEY-THEATRE AND FILM STUDIES 7339600
<u>ENGLISH</u>			
ANDERSON, WYATT W			

College/Department/Investigator/Sponsor	% Credit OSP	Total Amount	Title
UOFGA FOUNDATION	100	22,787	UGA FOUNDATION EIDSON PROFESSORSHIP IN ENGLISH 30F3720
UOFGA FOUNDATION	100	10,775	UGA FOUNDATION HAMILTON HOLMES PROF ENGLISH 40R1200
BABB, VALERIE			
SCHOMBURG CTR RSCH BLACK CULTR	100	25,000	THE GHANA RENAISSANCE: AFRO ART AND POLITICS, 1960-1966
FREER, COBURN			
UOFGA FOUNDATION	100	65,500	SALARY SUPPLEMENT-UGA FOUNDATION LANIER CHAIR OF ENGLISH, HELEN 30F4020
KRETZSCHMAR JR, WILLIAM A			
AMERICAN DIALECT SOCIETY	100	15,000	AMERICAN DIALECT SOCIETY
UOFGA FOUNDATION	100	9,879	UGA FOUNDATION WILLSON DISTINGUISHED PROFESSOR HUMANITIES 40R8910
MCCASKILL, BARBARA			
INSTITUTE OF MUSEUM/LIBRARY SV	33	761,427	CIVIL RIGHTS DIGITAL LIBRARY INITIATIVE
POWELL, TIMOTHY B			
INSTITUTE OF MUSEUM/LIBRARY SV	33	761,427	CIVIL RIGHTS DIGITAL LIBRARY INITIATIVE
RAMSAY, STEPHEN			
UNIVERSITY OF ILLINOIS	100	11,806	NORA PROJECT
WILLIAMS, ANNE			
ENDOWMENT	100	10,530	ENDOWMENT-SANDY BEAVER SS ENGLISH
UOFGA FOUNDATION	100	20,417	UGA FOUNDATION-STERLING GOODMAN PROFESSORSHIP 40R3920
GENETICS			
ANDERSON, WYATT W			
ENDOWMENT	100	5,900	ENDOWMENT-MATH-MCCAY FUND
ENDOWMENT	100	5,900	ENDOWMENT-MATH-MCCAY FUND
NATIONAL SCIENCE FOUNDATION	10	223,934	BEYOND BATEMAN'S EXPERIMENT: A TEST OF CLASSICAL IDEAS IN SEXUAL SELECTION USING MODERN MOLECULAR METHODS
ARMSTRONG, NORRIS A			
NATIONAL SCIENCE FOUNDATION	50	99,285	PROMOTING INQUIRY AND SCIENTIFIC LITERACY IN NON-SCIENCE MAJOR UNDERGRADUATE BIOLOGY
ARNOLD, JONATHAN			
CLARK ATLANTA UNIVERSITY	100	94,371	IDENTIFICATION OF GENETIC NETWORKS IN NEUROSPORA CRASSA: A SYSTEMS BIOLOGY APPROACH
NATIONAL INSTITUTES OF HEALTH	20	1,500,024	POPULATION BASED MULTIDISCIPLINARY STUDY OF CENTENARIANS
NATIONAL INSTITUTES OF HEALTH	20	96,855	POPULATION BASED MULTIDISCIPLINARY STUDY OF CENTENARIANS
NATIONAL SCIENCE FOUNDATION	100	85,000	GENOMICS AND COMPUTATIONAL BIOLOGY: AN REU SITE
ARNOLD, MICHAEL L			
NATIONAL SCIENCE FOUNDATION	100	79,311	GENETIC ARCHITECTURE AND INTROGRESSION IN LOUISIANA IRIS HYBRID ZONES
BEDELL, MARY A			
NATIONAL INSTITUTES OF HEALTH	100	237,547	GENETIC ANALYSIS OF KIT LIGAND OF MICE
BENNETZEN, JEFFREY LYNN			
NATIONAL SCIENCE FOUNDATION	60	499,383	CHARACTERIZING THE WHEAT GENOME BY RANDOM SAMPLE SEQUENCING
UOFGA FOUNDATION	100	18,288	UGA FOUNDATION GRA NORMAN AND DORIS GILES EMINENT SCHOLAR IN GENETICS 40R3670
UOFGA FOUNDATION	100	30,130	UGA FOUNDATION GRA NORMAN AND DORIS GILES EMINENT SCHOLAR IN GENETICS 40R3670/71367000
US DEPARTMENT OF AGRICULTURE	100	127,307	MOLECULAR CHARACTERIZATION OF REARRANGEMENT AND RECOMBINATION HOTSPOTS IN MAIZE, SORGHUM AND PEARL MILLET
CONDIE, BRIAN G			
NATIONAL INSTITUTES OF HEALTH	100	217,200	REGULATION OF GABAERGIC NEURON DIFFERENTIATION
DAWE, R KELLY			
UNIVERSITY OF MISSOURI	25	97,682	FUNCTIONAL GENOMICS OF MAIZE CHROMATIN

College/Department/Investigator/Sponsor	% Credit OSP	Total Amount	Title
IVARIE, ROBERT D			
UOFGA FOUNDATION	100	15,000	UGA FOUNDATION ALTON FELLOWSHIP GENETICS 45R9550 81955000/30819550
UOFGA FOUNDATION	100	49,187	UGA FOUNDATION SPECIAL 093 PROJECTS 30F4340 7543400/30754340
KANDASAMY, MUTHUGAPATTI K			
UOFGA RESEARCH FOUNDATION INC	100	0	ROYALTY
UOFGA RESEARCH FOUNDATION INC	100	6	ROYALTY
KISSINGER, JESSICA			
BURROUGHS WELLCOME FUND	100	10,000	SUPPORT FOR APIDB INFORMATICS TRAINING WORKSHOP
NATIONAL INSTITUTES OF HEALTH	100	237,500	INFORMATICS TRAINING FOR BRAZILIAN VECTOR AND PARASITIC DISEASES
UNIVERSITY OF PENNSYLVANIA	100	90,516	PLASMODB - THE PLASMODIUM GENOME RESOURCE
KUSHNER, SIDNEY R			
NATIONAL INSTITUTES OF HEALTH	100	331,200	THE ROLE OF POLYADENYLATION IN RNA TURNOVER
MANLEY, NANCY R			
NATIONAL INSTITUTES OF HEALTH	100	291,075	GENETIC ANALYSIS OF THYMUS ORGANOGENESIS
NATIONAL INSTITUTES OF HEALTH	100	323,416	REGULATION OF THYMIC EPITHELIAL CELL DIFFERENTIATION
NATIONAL SCIENCE FOUNDATION	100	130,000	MOLECULAR MECHANISMS OF PHARYNGEAL ENDODERM EVOLUTION IN VERTEBRATES
MAURICIO, RODNEY			
NATIONAL INSTITUTES OF HEALTH	100	41,031	THE GENETICS OF REPRODUCTIVE ISOLATION IN LEAVENWORTHIA
MCDONALD, JOHN F			
VARIOUS-INCOME	100	0	DEPT ACCOUNT FOR RESIDUAL BALANCE POLICY
MCEACHERN, MICHAEL J			
NATIONAL INSTITUTES OF HEALTH	30	232,552	SEARCHING GENOMES FOR NON-CODING RNAS BY THEIR STRUCTURE
MCKINNEY, ELIZABETH COHEN			
UOFGA RESEARCH FOUNDATION INC	100	0	ROYALTY
UOFGA RESEARCH FOUNDATION INC	100	6	ROYALTY
MEAGHER, RICHARD B			
NATIONAL INSTITUTES OF HEALTH	100	5,778	DIFFERENTIAL EXPRESSION OF THE DIVERSE PLANT ACTINS
NATIONAL INSTITUTES OF HEALTH	100	337,079	DIFFERENTIAL EXPRESSION OF THE DIVERSE PLANT ACTINS
UOFGA RESEARCH FOUNDATION INC	100	0	ROYALTY ACCOUNT
UOFGA RESEARCH FOUNDATION INC	100	6	ROYALTY ACCOUNT
UOFGA RESEARCH FOUNDATION INC	100	0	ROYALTY ACCOUNT
UOFGA RESEARCH FOUNDATION INC	100	19	ROYALTY ACCOUNT
US DEPARTMENT OF ENERGY	100	150,000	A PHYTOREMEDIATION STRATEGY FOR ARSENIC
US DEPARTMENT OF ENERGY	100	150,000	PHYTOREMEDIATION OF IONIC AND METHYLMERCURY POLLUTION
PROMISLOW, DANIEL E L			
ELLISON MEDICAL FOUNDATION	100	222,185	GENE-GENE INTERACTIONS, GENE NETWORKS AND AGING IN NATURAL POPULATION OF DROSOPHILA
NATIONAL SCIENCE FOUNDATION	100	11,199	DISSERTATION RESEARCH: THE EVOLUTIONARY ECOLOGY OF RESISTANCE TO INFECTION IN NATURAL POPULATIONS OF DROSOPHILA
SMITH, SHAVANNOR MICHELLE			
US DEPARTMENT OF AGRICULTURE	100	109,960	ALLELIC VARIATION OF R-GENE EXPRESSION AT THE RPL RUST RESISTANCE LOCUS OF MAIZE
SU, DONG-MING			
NATIONAL INSTITUTES OF HEALTH	100	-167,000	MOLECULAR REGULATION OF AGING THYMIC ATROPHY
NATIONAL INSTITUTES OF HEALTH	100	-60	MOLECULAR REGULATION OF AGING THYMIC ATROPHY
WARES, JOHN P			
US-ISRAEL BINATIONAL SCI FDN	100	8,280	SPECIATION AND PHYLOGENY IN CHTHAMALUS GENUS, MOLECULAR AND MORPHOLOGICAL ANALYSIS
<u>GEOGRAPHY</u>			
HOLLOWAY, STEVEN R			
CENTER FOR DISEASE CONTROL	10	-277,932	SOCIOCULTURAL AND COMMUNITY RISK AND PROTECTIVE FACTORS FOR CHILD MALTREATMENT AND YOUTH VIOLENCE
CENTER FOR DISEASE CONTROL	10	493,718	YOUTH MALTREATMENT/VIOLENCE: RISK AND PROTECTIVE FACTORS

College/Department/Investigator/Sponsor	% Credit OSP	Total Amount	Title
CENTER FOR DISEASE CONTROL	10	277,932	SOCIOCULTURAL AND COMMUNITY RISK AND PROTECTIVE FACTORS FOR CHILD MALTREATMENT AND YOUTH VIOLENCE
NATIONAL SCIENCE FOUNDATION	100	10,236	DOCTORAL DISSERTATION RESEARCH: SWEET AUBURN: CONTESTING THE RADICAL IDENTITY OF ATLANTA'S HISTORICALLY SIGNIFICANT AFRICAN AMERICAN NEIGHBORHOOD
LEIGH, DAVID S			
US ENVIRONMENTAL PROTECTN AGCY	100	17,000	FLOW AND HABITAT DYNAMICS ASSOCIATED WITH ENTRENCHED CHANNELS
MADDEN, MARGUERITE			
CESU - PIEDMONT	60	20,000	AIRBOAT/ORV TRAIL INVENTORY FOR THE EAST EVERGLADES ADDITION LANDS
CHEROKEE PRESERVATION FOUNDTN	60	131,375	DIGITAL VEGETATION DATABASES AND MAPS FOR THE QUALLA BOUNDARY AND OTHER TRIBAL LANDS OF THE EASTERN BAND OF CHEROKEE INDIANS (EBCI)
NATURE CONSERVANCY THE	50	31,961	GRAND BAY-BANKS LAKE STEWARDSHIP PHASE II LEGACY PROJECT: CURRENT AND HISTORIC VEGETATION, WATER CONTROL AND DISTURBANCES DATABASE DEVELOPMENT
UNIVERSITY OF WEST GEORGIA	100	5,500	GEOGRAPHIC INFORMATION SCIENCE (GISCI) UNDERGRADUATE INTERNSHIP AT THE UNIVERSITY OF GEORGIA
US DEPARTMENT OF INTERIOR	60	124,681	VEGETATION DATABASES, ORTHOIMAGES AND BUFFER-AREA LAND COVER IN FOUR NATIONAL PARK UNITS OF THE CUMBERLAND/PIEDMONT NETWORK
MEENTEMEYER, VERNON			
VARIOUS-INCOME	100	0	DEPT ACCOUNT FOR RESIDUAL BALANCE POLICY
MOTE, THOMAS L			
US DEPARTMENT OF AGRICULTURE	100	53,000	SUPPORT AND OPERATION OF SHRMC MODELING ACTIVITIES
US DEPARTMENT OF COMMERCE	100	30,343	GLOBAL MONITORING OF CONTINENTAL SNOW COVER COMBINING SATELLITE AND IN SITU SOURCES
PARKER, KATHLEEN C			
NATIONAL SCIENCE FOUNDATION	100	33,000	COLLABORATIVE RESEARCH: GENE FLOW ACROSS A LANDSCAPE MOSAIC: BIOGEOGRAPHY AND DOMESTICATION IN STENOCEREUS STELLATUS (CACTACCAE)
SHEPHERD, JAMES MARSHALL			
NATIONAL AERO & SPACE ADMIN	100	55,518	SCIENCE SUPPORT FOR THE DEVELOPMENT OF THE NASA GLOBAL PRECIPITATION MEASUREMENT MISSIONS SCIENCE IMPLEMENTATION PLAN AND CONTINUING PRECIPITATION SCIENCE TEAM ACTIVITIES
WELCH, ROY ALLEN			
VARIOUS-INCOME	100	0	DEPT ACCOUNT FOR RESIDUAL BALANCE POLICY
<u>GEOLOGY</u>			
CROWE, DOUGLAS E			
NATIONAL SCIENCE FOUNDATION	25	186,145	KAMCHATKA, A UNIQUE GEOTHERMAL MICROBIAL OBSERVATORY
DOWD, JOHN F			
AMERICAN PETROLEUM INSTITUTE	1	3,000	THE USE OF DNA TRACERS IN THE SUBSURFACE
GOLDSTEIN, SUSAN T			
HEALTH RESEARCH, INC	100	60,080	BS&I: SURVEY OF BASAL FORAMINIFERA
HEIM, NOEL A			
US ENVIRONMENTAL PROTECTN AGCY	95	5,000	COMMUNITY ASSEMBLY, MIGRATION AND BIODIVERSITY AT MULTIPLE SPATIAL SCALES: EXAMPLES FROM CARBONIFEROUS BRACHIOPODS
HOLLAND, STEVEN M			
US ENVIRONMENTAL PROTECTN AGCY	5	5,000	COMMUNITY ASSEMBLY, MIGRATION AND BIODIVERSITY AT MULTIPLE SPATIAL SCALES: EXAMPLES FROM CARBONIFEROUS BRACHIOPODS
NZENGUNG, VALENTINE ASONGU			
FLORIDA A&M UNIVERSITY	100	13,000	PHYTOREMEDIATION OF PERCHLORATE AND N-NITROSODIMETHYLAMINE AS SINGLE AND CO-CONTAMINANTS
<u>HISTORY</u>			
ANDERSON, WYATT W			
UOFGA FOUNDATION	100	9,897	UGA FOUNDATION BALDWIN PROFESSOR 40R0360

College/Department/Investigator/Sponsor	% Credit OSP	Total Amount	Title
INSOCE, JOHN C			
SOUTHERN HISTORICAL ASSN	100	15,000	SOUTHERN HISTORICAL ASSOCIATION MEMBERSHIP PROGRAM
SOUTHERN HISTORICAL ASSN	100	16,000	SOUTHERN HISTORICAL ASSOCIATION MEMBERSHIP PROGRAM
SOUTHERN HISTORICAL ASSN	100	8,000	SOUTHERN HISTORICAL ASSOCIATION MEMBERSHIP PROGRAM
SOUTHERN HISTORICAL ASSN	100	11,000	SOUTHERN HISTORICAL ASSOCIATION MEMBERSHIP PROGRAM
KWASS, MICHAEL A			
AMER COUNCIL LEARNED SOCIETIES	100	40,000	
ROBERTS, DAVID D			
UOFGA FOUNDATION	100	40,178	ENDOWMENT UGA FOUNDATION SPALDING PROF HISTORY 40R3790
UOFGA FOUNDATION	100	14,050	UGA FOUNDATION SAYE PROFESSOR OF HISTORY 40R7770
STEPHENS, LESTER D			
ENDOWMENT	100	196	ENDOWMENT HISTORY GEN SANDY BEAVER
UOFGA FOUNDATION	100	13,279	UGA FOUNDATION M COULTER PROFESSOR OF HISTORY 40R7710
MATHEMATICS			
ALEXEEV, VALERY			
NATIONAL SCIENCE FOUNDATION	100	57,290	HIGHER-DIMENSIONAL ANALOGS OF STABLE CURVES
AZOFF, EDWARD A			
COUNTY OF JEFFERSON	50	16,381	JEFFERSON UNDERSTANDING MATHEMATICS PROJECT (JUMP)
BECKMANN KAZEZ, SYBILLA			
NATIONAL SCIENCE FOUNDATION	10	-247,380	MULTI-LEVEL ASSESSMENT FOR ENHANCING MATHEMATICAL DISCOURSE, CURRICULUM AND ACHIEVEMENT IN DIVERSE ELEMENTARY SCHOOL CLASSROOMS
CLANCEY, KEVIN F			
ENDOWMENT	100	10,530	ENDOWMENT-SANDY BEAVER SS MAT
GOOTMAN, ELLIOT C			
COUNTY OF JEFFERSON	50	16,381	JEFFERSON UNDERSTANDING MATHEMATICS PROJECT (JUMP)
JACKSON COUNTY SCHOOL SYSTEM	25	61,612	PROJECT IMASE: INTEGRATING MATHEMATICS, SCIENCE AND ENGINEERING IN MIDDLE GRADES
JACKSON COUNTY SCHOOL SYSTEM	25	-61,612	PROJECT IMASE: INTEGRATING MATHEMATICS, SCIENCE AND ENGINEERING IN MIDDLE GRADES
GRAHAM, WILLIAM A			
NATIONAL SCIENCE FOUNDATION	100	32,818	GROUP ACTIONS AND VECTOR BUNDLES IN ALGEBRAIC GEOMETRY
HERSONSKY, SA AR			
NATIONAL SCIENCE FOUNDATION	33	16,840	GEORGIA TOPOLOGY CONFERENCE
IZADI, ELHAM			
NATIONAL SECURITY AGENCY	100	35,746	HODGE STRUCTURES, ABELIAN VARIETIES AND CURVES
KAZEZ, WILLIAM H			
NATIONAL SCIENCE FOUNDATION	34	16,840	GEORGIA TOPOLOGY CONFERENCE
KUJAWA, JONATHAN			
NATIONAL SCIENCE FOUNDATION	100	2,000	NSF MATHEMATICAL SCIENCES POSTDOCTORAL RESEARCH FELLOWSHIP
LAI, MING-JUN			
NATIONAL SCIENCE FOUNDATION	100	65,128	MULTI-RESOLUTION INVERSION OF TECTONICALLY DRIVEN SPATIO-TEMPORAL GRAVITY SIGNALS USING WAVELETS AND SATELLITE DATA
MATIC, GORDANA			
NATIONAL SCIENCE FOUNDATION	100	4,646	CONTACT TOPOLOGY OF 3-MANIFOLDS (0622462)
NATIONAL SCIENCE FOUNDATION	33	16,840	GEORGIA TOPOLOGY CONFERENCE
MEWBURN, DENISE			
NATIONAL SCIENCE FOUNDATION	10	-247,380	MULTI-LEVEL ASSESSMENT FOR ENHANCING MATHEMATICAL DISCOURSE, CURRICULUM AND ACHIEVEMENT IN DIVERSE ELEMENTARY SCHOOL CLASSROOMS
RUMELY, ROBERT S			
NATIONAL SCIENCE FOUNDATION	100	50,504	ANALYSIS ON BERKOVICH SPACES AND ARITHMETIC DYNAMICS

College/Department/Investigator/Sponsor	% Credit OSP	Total Amount	Title
SORNBORGER, ANDREW T			
NATIONAL INSTITUTES OF HEALTH	34	220,800	INTRINSIC FLUORIMETRIC IMAGING AT THE CELLULAR AND SYSTEM LEVELS
<u>MICROBIOLOGY</u>			
COLLEY, DANIEL G			
NATIONAL INSTITUTES OF HEALTH	100	488,332	DETERMINANTS OF RESISTANCE IN HUMAN SCHISTOSOMIASIS
NATIONAL INSTITUTES OF HEALTH	100	177,065	TRAINING IN TROPICAL AND EMERGING GLOBAL DISEASES
NATIONAL INSTITUTES OF HEALTH	100	148,052	STRENGTHENING BIOMEDICAL RESEARCH CAPACITY IN KENYA
NATIONAL INSTITUTES OF HEALTH	100	139,928	STRENGTHENING BIOMEDICAL RESEARCH CAPACITY IN KENYA
DAILEY JR, HARRY A			
NATIONAL INSTITUTES OF HEALTH	100	271,584	TERMINAL ENZYMES OF HEME SYNTHESIS
VARIOUS-INCOME	100	0	DEPT ACCOUNT FOR RESIDUAL BALANCE POLICY
KARLS, ANNA CECILIA			
NATIONAL INSTITUTES OF HEALTH	100	29,677	MINORITY PREDOCTORAL FELLOWSHIP PROGRAM
KRAUSE, DUNCAN C			
NATIONAL INSTITUTES OF HEALTH	100	287,482	GENETIC ANALYSIS OF MYCOPLASMA PNEUMONIAE CELL ADHERENCE
NATIONAL INSTITUTES OF HEALTH	100	10,000	16TH CONGRESS OF THE INTERNATIONAL ORGANIZATION FOR MYCOPLASMOLOGY
VARIOUS-INCOME	100	0	DEPT ACCOUNT FOR RESIDUAL BALANCE POLICY
MAIER, ROBERT J			
NATIONAL INSTITUTES OF HEALTH	100	251,547	NICKEL METABOLISM IN HELICOBACTER PYLORI
UOFGA FOUNDATION	100	0	MICROBIAL PHYS MAIER - UGA FOUNDATION 40R2440 7124400
UOFGA FOUNDATION	100	50,000	MICROBIAL PHYS MAIER - UGA FOUNDATION 40R2440 71244000
MRAZEK, JAN			
UOFGA RESEARCH FOUNDATION INC	100	73,000	UGARF FUNDS FOR STARTUP
NEAL, ANDREW L			
US DEPARTMENT OF ENERGY	51	232,000	MOLECULAR MECHANISMS OF BACTERIAL ATTACHMENT TO FE(III)-OXIDE SURFACES
NEIDLE, ELLEN LEE			
NATIONAL SCIENCE FOUNDATION	100	264,593	TRANSCRIPTIONAL SYNERGISM IN ACINETOBACTER
PETERSON, JOY			
GA INSTITUTE OF TECHNOLOGY	100	35,000	BIOETHANOL PRODUCTION AT THE UNIVERSITY OF GEORGIA FROM YELLOW PINE CARBOHYDRATE STREAMS GENERATED AT GEORGIA INSTITUTE OF TECHNOLOGY AS A SUBCONTRACTOR FOR C2 BIOFUELS
SHIMKETS JR, LAWRENCE J			
NATIONAL SCIENCE FOUNDATION	100	135,000	MYXOCOCCUS XANTHUS LIPID CHEMOTAXIS
STABB, ERIC V			
NATIONAL SCIENCE FOUNDATION	100	110,000	CAREER: SYMBIOTIC ROLE OF BACTERIAL BIOLUMINESCENCE
UNIVERSITY OF WISCONSIN	100	53,600	VIBRIO FISCHERI AS A MODEL OF BACTERIAL COLORIZATION (NIH)
UNIVERSITY OF WISCONSIN	100	11,390	VIBRIO FISCHERI AS A MODEL OF BACTERIAL COLORIZATION
US DEPT OF ARMY	100	50,000	IDENTIFYING QUORUM-SENSING INHIBITORS PRESENT IN COMPLEX MICROBIOLOGICAL MEDIA
SUMMERS, ANNE O			
ALLIANCE PRUDENT USE ANTIBIOTIC	100	60,000	HIGH THROUGHPUT MOLECULAR GENOTYPING OF ENVIRONMENTAL AND HUMAN STAPHYLOCOCCI CARRYING CLASS I INTEGRONS
INTERNATL ACAD ORAL MED & TOXI	100	18,000	DOES AMALGAM HG EXPOSURE CO-SELECT FOR ANTIBIOTIC MULTIRESISTANCE IN COMMUNITY ACQUIRED S. AUREUS? - PHASE 1: PHENOTYPING AND GENOTYPING OF CA-MRSA STRAINS
NATIONAL SCIENCE FOUNDATION	5	156,042	BACTERIAL REGULATION OF ORGANIC SULFUR CYCLING IN THE OCEAN: A GENOMIC APPROACH
US DEPARTMENT OF AGRICULTURE	100	71,929	RESEARCH SUPPORT AGREEMENT
US DEPARTMENT OF ENERGY	98	237,500	INTEGRATING THE MOLECULAR MACHINES OF MERCURY DETOXIFICATION INTO HOST CELL BIOLOGY
WHITMAN, WILLIAM B			
NATIONAL SCIENCE FOUNDATION	50	124,682	PROKARYOTIC DIVERSITY OF A SALT MARCH/ESTUARINE COMPLEX AT THE UNIVERSITY OF GEORGIA MARINE INSTITUTE SAPRO ISLAND
NATIONAL SCIENCE FOUNDATION	45	156,042	BACTERIAL REGULATION OF ORGANIC SULFUR CYCLING IN THE OCEAN: A GENOMIC APPROACH

College/Department/Investigator/Sponsor	% Credit OSP	Total Amount	Title
UNIVERSITY OF WASHINGTON	100	292,181	HYDROGENASES OF METHANOCOCCUS MARIPALUDIS
US DEPARTMENT OF AGRICULTURE	50	350,000	IMPACT OF AGRICULTURAL LAND MANAGEMENT PRACTICES ON THE COMPOSITION OF THE SOIL PROKARYOTIC COMMUNITY
US DEPARTMENT OF ENERGY	100	110,000	BIOCHEMISTRY AND GENETICS OF AUTOTROPHY IN METHANOCOCCUS
WIEGEL, JUERGEN KW			
CIVIL ENGINEERING RESEARCH FND	100	13,200	LEARNING TO WORK WITH ANAEROBIC THERMOPHILES AND THEIR ENZYMES
NATIONAL SCIENCE FOUNDATION	25	186,145	KAMCHATKA, A UNIQUE GEOTHERMAL MICROBIAL OBSERVATORY
			MICROBIAL INTERACTIONS AND PROCESSES: DIVERSITY, FUNCTION AND BIOGEOCHEMICAL CONSEQUENCES OF CHEMOLITHOAUTOTROPHIC ARCHAEA IN
NATIONAL SCIENCE FOUNDATION	33	132,794	NEVADA HOT SPRING
US CIVILIAN RSCH & DEVL FDN	100	10,000	INTERNATIONAL WORKSHOP KAMCHATKA 2005
MUSEUM OF NATURAL HISTORY			
FREEMAN, BYRON J			
GA DEPT OF NATURAL RESOURCES	50	27,260	ASSESSING BASELINE ECOLOGICAL CONDITIONS IN THE UPPER ETOWAH RIVER SYSTEMS OF GEORGIA
GA DEPT OF NATURAL RESOURCES	50	22,260	ASSESSING CONSERVATION IMPROVEMENTS IN THE CONASAUGA RIVER SYSTEM
UOFGA FOUNDATION	100	764	UGA FOUNDATION LAERM FUND NATURAL HISTORY 40R2940
UOFGA FOUNDATION	100	3,902	UGA FOUNDATION NATURAL HISTORY EDUCATION 50R9730
			GENETIC INTEGRITY OF SHOAL BASS (MICROPTERUS CATARACTAE) ISOLATED BY
US DEPARTMENT OF INTERIOR	50	28,900	MORGAN FALLS DAM, CHATTAHOOCHEE RIVER, NRA
MUSIC			
AMBARTSUMIAN, LEVON			
UOFGA RESEARCH FOUNDATION INC	100	15,000	FUNDING FOR THE SUPPORT OF THE ARCO CHAMBER ORCHESTRA
ANDERSON, WYATT W			
UOFGA FOUNDATION	100	3,448	UGA FOUNDATION PROKASY PROFESSORSHIP IN THE ARTS 40R0410
CROWELL, WAYNE A			
UOFGA FOUNDATION	100	8,226	UGA FOUNDATION - HEYWARD PROFESSOR - 40R2780
GRAHAM, RICHARD MARTIN			
ENDOWMENT	100	10,000	ENDOWMENT-MCCAY FUND MUSIC
LOWE, DONALD ROBERT			
UOFGA FOUNDATION	100	9,547	UGA FOUNDATION JAZZ STUDIES
UOFGA FOUNDATION	100	3,600	UGA FOUNDATION JAZZ STUDIES 50R8990 9189900
UOFGA FOUNDATION	100	5,000	UGA FOUNDATION CHORAL ACTIVITIES 50G1410 98141000
UOFGA RESEARCH FOUNDATION INC	100	15,000	TO SUPPORT THE HODGSON SCHOOL OF MUSIC'S OPERA GUILD
SATTERWHITE, DWIGHT			
UOFGA ATHLETIC ASSOCIATION	100	30,902	ATHLETIC GRAHAM
UOFGA ATHLETIC ASSOCIATION	100	-2,247	ATHLETIC GRAHAM
UOFGA ATHLETIC ASSOCIATION	100	32,737	ATHLETIC GRAHAM
ZIMDARS, RICHARD L			
UOFGA FOUNDATION	100	6,438	UGA FOUNDATION KARLAS PROFESSOR IN MUSIC 40R7740
PHYSICS AND ASTRONOMY			
DENNIS, WILLIAM MICHAEL			
AT&T, CORPORATION	100	58,332	ULTRASHORT PULSE PROPAGATION THROUGH OPTICAL SYSTEMS INCORPORATING ORGANIC, BIOLOGICAL AND NANOSCALE COMPOSITE ELEMENTS
FERTIG, CHAD D			
OAK RIDGE ASSOCIATED UNIV INC	100	5,000	AN EXPERIMENTAL INVESTIGATION OF QUANTUM MAGNETISM IN LOW DIMENSIONS USING ATOMIC BOSE-EINSTEIN CONDENSATES
HAPPEK, UWE			
GE GLOBAL RESEARCH	100	50,000	HYBIRD NANOPHOSPHOR SYSTEMS FOR NEXT GENERATION EFFICIENT LIGHTING PRODUCTS
GE GLOBAL RESEARCH	100	25,000	HYBRID NANOPHOSPHOR SYSTEMS FOR NEXT GENERATION EFFICIENT LIGHTING PRODUCTS

College/Department/Investigator/Sponsor	% Credit OSP	Total Amount	Title
HEIL, TIMOTHY G			
NATIONAL AERO & SPACE ADMIN	50	88,000	MOLECULAR OPACITIES FOR SUBSTELLAR-MASS OBJECTS EXCITATION PROCESSES FOR EXTRASOLAR GIANT PLANET AND BROWN DWARF ATMOSPHERE MODELING
LANDAU, DAVID P			
LAWRENCE LIVERMORE NATL LAB	100	4,488	DEVELOP NEW HIGHER PERFORMANCE ALGORITHMS FOR STUDY OF PROTEIN FOLDING
LAWRENCE LIVERMORE NATL LAB	100	26,926	DEVELOP NEW HIGHER PERFORMANCE ALGORITHMS FOR STUDY OF PROTEIN FOLDING (DOE)
NATIONAL SCIENCE FOUNDATION	100	120,000	COMPUTER SIMULATIONS OF PHASE TRANSITIONS
US DEPARTMENT OF COMMERCE	100	71,780	ATOMISTIC SIMULATIONS FOR MULTISCALE MODELS OF PLASTIC DEFORMATION OF METAL ALLOYS: THE ROLE OF CHEMISTRY
MAGNANI, LORIS ALBERTO			
NATIONAL AERO & SPACE ADMIN	100	45,202	FORMALDEHYDE IN THE OUTER GALAXY
SCHUTTLE, HEINZ-BERND			
UOFGA FOUNDATION	100	200	UGA FOUNDATION ANDERSON-PIOLETTI PHYSICS AWARD 40S7310 72731000
SHELTON, ROBIN L			
NATIONAL AERO & SPACE ADMIN	100	124,106	STUDIES OF THE HOT GAS IN THE GALACTIC HALO AND LOCAL BUBBLE
STANCIL, PHILLIP C			
NATIONAL AERO & SPACE ADMIN	50	88,000	MOLECULAR OPACITIES FOR SUBSTELLAR-MASS OBJECTS EXCITATION PROCESSES FOR EXTRASOLAR GIANT PLANET AND BROWN DWARF ATMOSPHERE MODELING
NATIONAL SCIENCE FOUNDATION	100	137,535	COLLABORATIVE RESEARCH: BRINGING MICROPHYSICS OUT OF THE DARK AGES: ADVANCED CALCULATIONS OF CHEMISTRY AND COOLING FOR FIRST STAR FORMATION AND EVOLUTION
ULLRICH, SUSANNE			
AMERICAN CHEMICAL SOCIETY	100	35,000	ON THE PHOTOSTABILITY OF BIOMOLECULAR BUILDING BLOCKS AND THEIR CLUSTERS: THE ROLE OF PI SIGMA* STATES IN NON-RADIATIVE DECAY
YEN, WILLIAM M			
UT-BATTELLE LLC	100	54,203	IR-ACTIVE NANOPARTICLES IN SUPPORT OF DIESEL-ENGINE MONITORING
ZHAO, YIPING			
UNIVERSITY OF CALIFORNIA	100	70,917	HYDROGEN GENERATION USING INTEGRATED PHOTOVOLTAIC AND PHOTOELECTROCHEMICAL CELLS
US DEPARTMENT OF ENERGY	100	300,000	INTEGRATED NANOSCALE METAL HYDRIDE - CATALYST ARCHITECTURES FOR HYDROGEN STORAGE
PLANT BIOLOGY			
CORDONNIER PRATT, MARIE MICHEL			
GRAYSON-JOCKEY CLUB RSCH FNDTN	25	22,745	USE OF MICROARRAYS TO CHARACTERIZE ENDOTOXEMIA IN VIVO
DAWE, R KELLY			
NATIONAL SCIENCE FOUNDATION	64	992,471	FUNCTIONAL GENOMICS OF MAIZE CENTROMERES
NATIONAL SCIENCE FOUNDATION	64	1,079,346	FUNCTIONAL GENOMICS OF MAIZE CENTROMERES
UNIVERSITY OF MISSOURI	75	97,682	FUNCTIONAL GENOMICS OF MAIZE CHROMATIN
ECHOLS, STEPHEN LEE			
GEORGIA NATIVE PLANT SOCIETY	99	700	FLORA AND VEGETATION SURVEY OF REMNANT BLACKLAND PRAIRIES IN CENTRAL GEORGIA
GI			
CESU - GULF	50	12,902	VASCULAR PLANT SURVEY CUMBERLAND ISLAND NATIONAL SEASHORE, CASTILLO DE SAN MARCOS/FORT MATANZAS NATIONAL MEMORIAL, TIMUCUAN ECOLOGICAL AND HISTORIC PRESERVE, FORT CAROLINE NATIONAL MEMORIAL
CESU - PIEDMONT	50	47,012	PLANT SURVEYS FOR TWO PARK RESERVES IN NORTH CENTRAL GEORGIA FOR THE NATIONAL PARK SERVICE
HAMRICK III, JAMES L			
UOFGA FOUNDATION	100	-13,261	ENDOWMENT PALFREY SPECIAL FUND-UGA FOUNDATION 30F4460
UOFGA FOUNDATION	100	13,998	ENDOWMENT PALFREY SPECIAL FUND-UGA FOUNDATION 30F4460
UOFGA FOUNDATION	100	15,000	UGA FOUNDATION PALFREY BOTANY FUND 30F4460 7544600

College/Department/Investigator/Sponsor	% Credit OSP	Total Amount	Title
HUBBELL, STEPHEN P			
NATIONAL SCIENCE FOUNDATION	100	7,500	THE DYNAMICS OF A NEOTROPICAL FOREST: THE 2005 RECENSUS AND THE ANNUAL SEEDLING AND SMALL SAPLING CENSUS
NATIONAL SCIENCE FOUNDATION	100	6,500	REU SUPPLEMENT: THE DYNAMICS OF A NEOTROPICAL FOREST: THE 2005 RECENSUS AND THE ANNUAL SEEDLING AND SMALL SAPLING CENSUS
NATIONAL SCIENCE FOUNDATION	9	223,934	BEYOND BATEMAN'S EXPERIMENT: A TEST OF CLASSICAL IDEAS IN SEXUAL SELECTION USING MODERN MOLECULAR METHODS
NATIONAL SCIENCE FOUNDATION	100	12,000	DISSERTATION RESEARCH: IS THERE EVIDENCE SUPPORTING THE EXISTENCE OF LIMITING SIMILARITY IN LEAF FUNCTIONAL TRAITS IN TEMPERATURE AND TROPICAL FOREST TREE COMMUNITIES?
SMITHSONIAN INSTITUTION	100	133,713	BIODIVERSITY SCIENCE AT THE SMITHSONIAN INSTITUTION
JAWORSKI, ALAN J			
ENDOWMENT	100	10,530	ENDOWMENT BEAVER SS PLANT BIOLOGY
KOCHERT, GARY D			
VARIOUS-INCOME	100	0	DEPT ACCOUNT FOR RESIDUAL BALANCE POLICY
MALMBERG, RUSSELL L			
NATIONAL INSTITUTES OF HEALTH	30	232,552	SEARCHING GENOMES FOR NON-CODING RNAs BY THEIR STRUCTURE
MOMANY, MICHELLE			
NATIONAL SCIENCE FOUNDATION	100	10,325	SEPTINS IN ASPERGILLUS NIDULANS: ORGANIZATION OF THE DIVISION SITE AND THE CELL SURFACE
PRATT, LEE H			
GRAYSON-JOCKEY CLUB RSCH FNDTN	25	22,745	USE OF MICROARRAYS TO CHARACTERIZE ENDOTOXEMIA IN VIVO
NATIONAL SCIENCE FOUNDATION	100	8,708	FUNCTIONAL ANALYSIS OF THE SORGHUM TRANSCRIPTOME
SCANLON, MICHAEL J			
NATIONAL SCIENCE FOUNDATION	100	978,977	FUNCTIONAL ANALYSES OF GENES INVOLVED IN MERISTEM ORGANIZATION AND LEAF INITIATION
NATIONAL SCIENCE FOUNDATION	100	859,418	FUNCTIONAL ANALYSES OF GENES INVOLVED IN MERISTEM ORGANIZATION AND LEAF INITIATION
NATIONAL SCIENCE FOUNDATION	100	200,000	FUNCTIONAL ANALYSES OF INITIATION AND LAMINAR EXPANSION OF PLANT LATERAL ORGANS
NATIONAL SCIENCE FOUNDATION	100	150,000	FUNCTIONAL ANALYSES OF INITIATION AND LAMINAR EXPANSION OF PLANT LATERAL ORGANS
UNIVERSITY OF ARIZONA	100	195,758	FUNCTIONAL GENOMICS BY SENSE-RNAI: A FORWARD GENETIC APPROACH FOR CELL-TYPE-TARGETED MUTAGENESIS AND FOR POLYPOIDS
UNIVERSITY OF ARIZONA	100	-135,037	FUNCTIONAL GENOMICS BY SENSE-RNAI: A FORWARD GENETIC APPROACH FOR CELL-TYPE-TARGETED MUTAGENESIS AND FOR POLYPOIDS
SCHMIDT, GREGORY W			
NATIONAL SCIENCE FOUNDATION	50	121,842	REEF CORALS: SYMBIOTIC DINOFLAGELLATE/HOST COMBINATIONS AND THEIR PHYSIOLOGICAL RESPONSE TO ENVIRONMENTAL CHANGE
VAZQUEZ, VICTORIA MARIA			
ARIZONA STATE UNIVERSITY	50	2,000	ASSESSING THE SUSCEPTIBILITY OF NORTH AMERICAN PLETHODONTID SALAMANDERS TO CHYTRID FUNGAL INFECTION
YE, ZHENG-HUA			
US DEPARTMENT OF ENERGY	100	110,000	SECONDARY WALL FORMATION IN FIBER CELLS
ZOMLEFER, WENDY B			
CESU - GULF	50	12,902	VASCULAR PLANT SURVEY CUMBERLAND ISLAND NATIONAL SEASHORE, CASTILLO DE SAN MARCOS/FORT MATANZAS NATIONAL MEMORIAL, TIMUCUAN ECOLOGICAL AND HISTORIC PRESERVE/FORT CAROLINE NATIONAL MEMORIAL
CESU - PIEDMONT	50	47,012	PLANT SURVEYS FOR TWO PARK RESERVES IN NORTH CENTRAL GEORGIA FOR THE NATIONAL PARK SERVICE
GEORGIA NATIVE PLANT SOCIETY	1	700	FLORA AND VEGETATION SURVEY OF REMNANT BLACKLAND PRAIRIES IN CENTRAL GEORGIA
PSYCHOLOGY			
AMIR, NADER			
NATIONAL INSTITUTES OF HEALTH	100	232,313	ATTENTION DISENGAGEMENT TRAINING FOR SOCIAL PHOBIA
BEACH, STEVEN R H			
TEMPLETON FOUNDATION	100	1,129,825	THE BENEFITS OF INTERCESSORY PRAYER FOR MARITAL OUTCOMES

College/Department/Investigator/Sponsor	% Credit OSP	Total Amount	Title
BEACH, STEVEN R. H.			
FLORIDA STATE UNIVERSITY	100	92,642	EFFICACY OF PROGRAM FOR STRONG AFRICAN AMERICAN MARRIAGES CULTURALLY SENSITIVE MARITAL INTERVENTION
BLOUNT, RONALD LYNN			
YALE UNIVERSITY	100	25,682	PARENT/HEALTH CARE PROVIDER BEHAVIORS AND CHILD ANXIETY - NIH
CLEMENTZ, BRETT A			
NATIONAL INSTITUTES OF HEALTH	100	244,359	MEG STUDIES OF P50 SUPPRESSION IN SCHIZOPHRENIA
FRAGASZY, DOROTHY M			
NATIONAL SCIENCE FOUNDATION	100	15,162	COLLABORATIVE RESEARCH: SOCIAL CONVENTIONS, SEXUAL SELECTION AND ACOUSTIC SIGNALS IN WILD BROWN CAPUCHINS
GOODIE, ADAM S			
NATIONAL INSTITUTES OF HEALTH	100	110,400	ROLE OF CONTROL IN RISK TAKING AND PATHOLOGICAL GAMBLING
HAMMOND JR, BILLY R			
DSM NUTRITIONAL PRODUCTS INC	25	82,516	THE EFFECT OF MACULAR PIGMENT ON VISUAL PROBLEMS CAUSED BY GLARE
HOHMANN, ANDREA G			
NATIONAL INSTITUTES OF HEALTH	100	9,936	PERIPHERAL CANNABINOID MODULATION OF PAIN TRANSMISSION
SOCIETY FOR NEUROSCIENCE	100	1,000	SFN CHAPTER GRANT
KUHNERT, KARL W			
UOFGA FOUNDATION	100	31,100	APPLIED ASSISTANTSHIP FUND
UOFGA FOUNDATION	100	32,270	APPLIED ASSISTANTSHIP FUND UGA FOUNDATION PSYCHOLOGY 50R9160
UOFGA FOUNDATION	100	5,000	APPLIED ASSISTANTSHIP FUND UGA FOUNDATION PSYCHOLOGY 50R9160
UOFGA FOUNDATION	100	-37,270	APPLIED ASSISTANTSHIP FUND UGA FOUNDATION PSYCHOLOGY 50R9160
UOFGA FOUNDATION	100	7,637	APPLIED ASSISTANTSHIP FUND UGA FOUNDATION PSYCHOLOGY 50R9160
UOFGA FOUNDATION	100	1,170	APPLIED ASSISTANTSHIP FUND UGA FOUNDATION PSYCHOLOGY 50R9160
UOFGA FOUNDATION	100	39,000	APPLIED ASSISTANTSHIP FUND UGA FOUNDATION PSYCHOLOGY 50R9160
LANCE, CHARLES E			
NATIONAL INSTITUTES OF HEALTH	10	567,103	QUALITY OF INFORMAL CARE AND CAREGIVING TRANSITIONS
MCDOWELL, JENNIFER E			
NATIONAL INSTITUTES OF HEALTH	100	124,467	FUNCTIONAL MAGNETIC RESONANCE STUDIES IN SCHIZOPHRENIA
MILLER, LLOYD STEPHEN			
NATIONAL INSTITUTES OF HEALTH	10	567,103	QUALITY OF INFORMAL CARE AND CAREGIVING TRANSITIONS
MILLER, PATRICIA			
ARCH FOUNDATION	100	6,250	ARCH FOUNDATION PSYCH FOUNDATION FUNDS PAYROLL A911310
ARCH FOUNDATION	100	6,250	ARCH FOUNDATION PSYCH FOUNDATION FUNDS PAYROLL A911310
STRINGHAM, JAMES M			
DSM NUTRITIONAL PRODUCTS INC	75	82,516	THE EFFECT OF MACULAR PIGMENT ON VISUAL PROBLEMS CAUSED BY GLARE
THOMAS, KECIA M			
AMERICAN PSYCHOLOGICAL ASSN	100	4,000	RESEARCH AND ENGAGEMENT IN DIVERSITY RED SEED GRANT AND NETWORK PROGRAM
NATIONAL SCIENCE FOUNDATION	20	47,539	THE INTERSECTION OF DIVERSITY AND LEARNING
WILLIAMSON, GAIL M			
NATIONAL INSTITUTES OF HEALTH	80	567,103	QUALITY OF INFORMAL CARE AND CAREGIVING TRANSITIONS
RELIGION			
ANDERSON, WYATT W			
ENDOWMENT	100	2,500	UGA FOUNDATION-MCCAY FUND RELIGION
WEAVER, JACE			
GEORGIA HUMANITIES COUNCIL	100	8,000	NATIVE AMERICAN LITERATURE: NATIONALISM AND BEYOND
WILLIAMS, DAVID SALTER			
UOFGA FOUNDATION	100	1,400	UGA FOUNDATION VIRTUAL CENTER FOR ISLAMIC STUDIES 50R8240
UOFGA FOUNDATION	100	760	UGA FOUNDATION VIRTUAL CENTER FOR ISLAMIC STUDIES 50R8240 9182400

College/Department/Investigator/Sponsor	% Credit OSP	Total Amount	Title
<u>ROMANCE LANGUAGES</u>			
QUINLAN, SUSAN C			
UNIVERSITY OF FLORIDA	30	16,772	FOREST AND WETLAND RESOURCE MANAGEMENT: AN EDUCATION PROPOSAL CONSORTIUM TARGETING TROPICAL TO TEMPERATE ECOSYSTEMS
WRIGHT, ELIZABETH R			
RESEARCH FD OF ST UN OF NY	100	11,163	NAHUATL THEATER PROJECT
<u>SCHOOL OF MARINE PROGRAMS</u>			
ALBER, MERRYL			
GA DEPT OF NATURAL RESOURCES	100	78,889	GEORGIA COASTAL RESEARCH COUNCIL: DEVELOPMENT OF A WATERSHED- COMPARABLE NITROGEN MODEL FOR THE ALTAMAHA RIVER ESTUARY SCIENTIFIC AND POLICY SUPPORT OF COMMUNITY DOCK AND MARINA
GA DEPT OF NATURAL RESOURCES	100	15,000	STAKEHOLDERS GROUP
NATIONAL SCIENCE FOUNDATION	50	387,450	LTER - GEORGIA LAND/OCEAN MARGIN ECOSYSTEM
UNIVERSITY OF NEW ORLEANS	50	107,703	CLIMATE LINKED ALTERATION OF ECOSYSTEM SERVICES IN TIDAL SALT MARSHES OF GEORGIA AND LOUISIANA
CAI, WEI-JUN			
OBERLIN COLLEGE	100	10,000	MECHANISMS AND RATES OF PRESERVATION OF BIOGENIC REMAINS IN CONTINENTAL SHELF AND SLOPE ENVIRONMENTS (NSF)
OBERLIN COLLEGE	100	10,000	MECHANISMS AND RATES OF PRESERVATION OF BIOGENIC REMAINS IN CONTINENTAL SHELF AND SLOPE ENVIRONMENTS (NSF)
US DEPARTMENT OF COMMERCE	100	46,090	MEASURING SURFACE WATER PCO2 IN THE POLAR OCEANS: OUTFITTING AND INITIAL OPERATION OF A PCO2 SYSTEM ON THE CHINESE ICEBREAKER SNOW DRAGON
US DEPARTMENT OF COMMERCE	100	48,312	MEASURING SURFACE WATER PCO2 IN THE POLAR OCEANS: OUTFITTING AND INITIAL OPERATION OF A PCO2 SYSTEM ON THE CHINESE ICEBREAKER SNOW DRAGON
US DEPARTMENT OF COMMERCE	100	30,114	COASTAL CO2 MEASUREMENTS AND DATABASE FOR THE NORTH AMERICAN CARBON PROGRAM
US DEPARTMENT OF COMMERCE	100	61,828	COASTAL CO2 MEASUREMENTS AND DATABASE FOR THE NORTH AMERICAN CARBON PROGRAM
DI IORIO, DANIELA			
NATIONAL SCIENCE FOUNDATION	100	81,774	CAREER: HYDROTHERMAL VENT FLOW AND TURBULENCE MEASURED WITH AN IN SITU ACOUSTIC SCINTILLATION INSTRUMENT
HOLLIBAUGH, JAMES T			
GA DEPT OF NATURAL RESOURCES	100	34,553	NUTRIENT DELIVERY TO THE COASTAL ZONE BY THE ALTAMAHA RIVER
NATIONAL SCIENCE FOUNDATION	100	15,000	LTER - GEORGIA LAND/OCEAN MARGIN ECOSYSTEM
NATIONAL SCIENCE FOUNDATION	1	17,369	LTER - GEORGIA LAND/OCEAN MARGIN ECOSYSTEM
NATIONAL SCIENCE FOUNDATION	50	387,450	LTER - GEORGIA LAND/OCEAN MARGIN ECOSYSTEM
JOYE, SAMANTHA B			
INDIANA UNIVERSITY	100	251,975	EFFECTS OF SEA LEVEL RISE AND CLIMATE VARIABILITY ON ECOSYSTEM SERVICES OF TIDAL MARSHES
JOINT OCEANOGRAPHIC INSTITUTNS	100	33,573	RATES OF SULFATE REDUCTION AND METHANE OXIDATION AND MICROBIAL DISTRIBUTIONS IN SAMPLES FROM LEG 307: MODERN CARBONATE MOUNDS, PORCUPINE DRILLING
NATIONAL SCIENCE FOUNDATION	99	17,369	LTER - GEORGIA LAND/OCEAN MARGIN ECOSYSTEM
NATIONAL SCIENCE FOUNDATION	100	49,961	SGER: EFFECTS OF HURRICANES KATRINA AND RITA ON SEDIMENT METABOLISM AND BIOGEOCHEMICAL FUNCTIONING OF MARSHES IN COASTAL LOUISIANA AND TEXAS
TDI-BROOKS INTERNATIONAL, INC.	100	179,955	MMS CHEM III PROJECT: INVESTIGATIONS OF CHEMOSYNTHETIC COMMUNITIES ON THE LOWER CONTINENTAL SLOPE OF THE GULF OF MEXICO
UNIVERSITY OF MISSISSIPPI	100	189,699	ABUNDANCE, IDENTITY AND ACTIVITY OF MICROORGANISMS ASSOCIATED WITH GULF OF MEXICO GAS HYDRATES
UNIVERSITY OF NEW ORLEANS	50	107,703	CLIMATE LINKED ALTERATION OF ECOSYSTEM SERVICES IN TIDAL SALT MARSHES OF GEORGIA AND LOUISIANA
MEILE, CHRISTOF D			
INDIANA UNIVERSITY	100	46,697	INTERCELLULAR GENOMICS OF SUBSURFACE MICROBIAL COLONIES

College/Department/Investigator/Sponsor	% Credit OSP	Total Amount	Title
MILLER, WILLIAM LYNN			
GA DEPT OF NATURAL RESOURCES	100	14,281	VARIOUS INCOME
GA DEPT OF NATURAL RESOURCES	100	3,433	VARIOUS INCOME
GA DEPT OF NATURAL RESOURCES	100	2,615	VARIOUS INCOME
GA DEPT OF NATURAL RESOURCES	100	1,588	VARIOUS INCOME
GA DEPT OF NATURAL RESOURCES	100	2,972	VARIOUS INCOME
GA DEPT OF NATURAL RESOURCES	100	3,174	VARIOUS INCOME
GA DEPT OF NATURAL RESOURCES	100	2,796	VARIOUS INCOME
GA DEPT OF NATURAL RESOURCES	100	3,532	VARIOUS INCOME
GA DEPT OF NATURAL RESOURCES	100	1,102	VARIOUS INCOME
GA DEPT OF NATURAL RESOURCES	100	955	VARIOUS INCOME
GA DEPT OF NATURAL RESOURCES	100	6,161	VARIOUS INCOME
GA DEPT OF NATURAL RESOURCES	100	2,460	VARIOUS INCOME
US DEPT OF NAVY	100	42,228	EXPLORING THE TEMPORAL AND SPATIAL DYNAMICS OF UV ATTENUATION AND CDOM IN THE SURFACE OCEAN USING NEW ALGORITHMS
MORAN, MARY A			
NATIONAL SCIENCE FOUNDATION	50	124,682	PROKARYOTIC DIVERSITY OF A SALT MARCH/ESTUARINE COMPLEX AT THE UNIVERSITY OF GEORGIA MARINE INSTITUTE SAPLRO ISLAND
NATIONAL SCIENCE FOUNDATION	50	156,042	BACTERIAL REGULATION OF ORGANIC SULFUR CYCLING IN THE OCEAN: A GENOMIC APPROACH
UOFGA FOUNDATION	100	1,635	INTEREST INCOME ACCOUNT FOR 1021RR100400
UOFGA FOUNDATION	100	1,079	INTEREST INCOME ACCOUNT FOR 1021RR100400
UOFGA FOUNDATION	100	6,537	INTEREST INCOME ACCOUNT FOR 1021RR100400
US DEPT OF NAVY	100	36,784	INTERACTIONS OF NITROGEN AND NONLIVING ORGANIC MATTER IN THE FORMATION AND DECOMPOSITION OF CDOM IN COASTAL MARINE ENVIRONMENTS
SUN, MING-YI			
NATIONAL SCIENCE FOUNDATION	100	448,700	FURTHER TEST FOR STABLE CARBON ISOTOPIC FRACTIONATION OF BIOMARKERS DURING DIAGENETIC PROCESSES AND EXAMINATION OF POSSIBLE CAUSES
TILBURG, CHARLES EDWARD			
UNIVERSITY OF DELAWARE	100	39,001	COLLABORATIVE RESEARCH: MIXING AND CIRCULATION IN A BUOYANT COASTAL PLUM
<u>SOCIOLOGY</u>			
BECK JR, ELWOOD M			
VARIOUS-INCOME	100	0	DEPT ACCOUNT FOR RESIDUAL BALANCE POLICY
CLAY-WARNER, JODY			
NATIONAL SCIENCE FOUNDATION	50	6,000	COLLABORATIVE RESEARCH EXAMINING THE RELATIONSHIP BETWEEN IDENTITY, INJUSTICE AND EMOTION
HERMANOWICZ, JOSEPH C			
TIAA-CREF INSTITUTE	100	10,022	LIVES OF LEARNING: FOLLOWING ACADEMICS IN THEIR CAREERS
MCNULTY, THOMAS L			
CENTER FOR DISEASE CONTROL	10	-277,932	SOCIOCULTURAL AND COMMUNITY RISK AND PROTECTIVE FACTORS FOR CHILD MALTREATMENT AND YOUTH VIOLENCE
CENTER FOR DISEASE CONTROL	10	493,718	YOUTH MALTREATMENT/VIOLENCE: RISK AND PROTECTIVE FACTORS
CENTER FOR DISEASE CONTROL	10	277,932	SOCIOCULTURAL AND COMMUNITY RISK AND PROTECTIVE FACTORS FOR CHILD MALTREATMENT AND YOUTH VIOLENCE
ROBINSON, DAWN T			
NATIONAL SCIENCE FOUNDATION	50	6,000	COLLABORATIVE RESEARCH EXAMINING THE RELATIONSHIP BETWEEN IDENTITY, INJUSTICE AND EMOTION
ROMAN, PAUL M			
NATIONAL INSTITUTES OF HEALTH	100	920,515	CTN MEMBERSHIP AND ADOPTION OF INNOVATIVE TREATMENT PRACTICES
NATIONAL INSTITUTES OF HEALTH	100	135,723	CTN MEMBERSHIP AND ADOPTION OF INNOVATIVE TREATMENT PRACTICES
NATIONAL INSTITUTES OF HEALTH	33	220,800	COMPARISON OF METHADONE UNITS WITHIN AND OUTSIDE THE CTN
NATIONAL INSTITUTES OF HEALTH	99	279,680	SMOKING CESSATION PRACTICES IN COMMUNITY TX PROGRAMS
NATIONAL INSTITUTES OF HEALTH	100	575,017	ADOPTION OF INNOVATIONS IN PRIVATE A&D TREATMENT CENTERS
ROBERT WOOD JOHNSON FOUNDATION	99	156,023	SUPPORT FOR EXISTING SURVEY OF PROVIDER AGENCIES AND STATES FOCUSED ON EVIDENCE-BASED PRACTICES

College/Department/Investigator/Sponsor	% Credit OSP	Total Amount	Title
SIMONS, RONALD L			
CENTER FOR DISEASE CONTROL	20	-277,932	SOCIOCULTURAL AND COMMUNITY RISK AND PROTECTIVE FACTORS FOR CHILD MALTREATMENT AND YOUTH VIOLENCE
CENTER FOR DISEASE CONTROL	20	493,718	YOUTH MALTREATMENT/VIOLENCE: RISK AND PROTECTIVE FACTORS
CENTER FOR DISEASE CONTROL	20	277,932	SOCIOCULTURAL AND COMMUNITY RISK AND PROTECTIVE FACTORS FOR CHILD MALTREATMENT AND YOUTH VIOLENCE
<u>SPEECH COMMUNICATION</u>			
BARGE, J KEVIN			
GA DEPT OF HUMAN RESOURCES	70	163,699	RISK COMMUNICATION PROJECT
CONDIT, CELESTE MICHELE			
NATIONAL INSTITUTES OF HEALTH	100	26,693	IPA - NIH/NHGRI CONDIT
US DEPT OF HEALTH & HUMAN SVCS	15	762,700	THE SOUTHERN CENTER ON COMMUNICATION, HEALTH AND POVERTY (PRONOUNCED SCOPE)
US DEPT OF HEALTH & HUMAN SVCS	15	219,200	THE SOUTHERN CENTER ON COMMUNICATION, HEALTH AND POVERTY (PRONOUNCED SCOPE)
FREIMUTH, VICKI S			
CENTER FOR DISEASE CONTROL	100	28,326	CDC IPA FOR VICKI FREIMUTH
GA DEPT OF HUMAN RESOURCES	30	163,699	RISK COMMUNICATION PROJECT
US DEPT OF HEALTH & HUMAN SVCS	55	762,700	THE SOUTHERN CENTER ON COMMUNICATION, HEALTH AND POVERTY (PRONOUNCED SCOPE)
US DEPT OF HEALTH & HUMAN SVCS	55	219,200	THE SOUTHERN CENTER ON COMMUNICATION, HEALTH AND POVERTY (PRONOUNCED SCOPE)
HARRIS, TINA M			
US DEPT OF HEALTH & HUMAN SVCS	5	762,700	THE SOUTHERN CENTER ON COMMUNICATION, HEALTH AND POVERTY (PRONOUNCED SCOPE)
US DEPT OF HEALTH & HUMAN SVCS	5	219,200	THE SOUTHERN CENTER ON COMMUNICATION, HEALTH AND POVERTY (PRONOUNCED SCOPE)
MONAHAN, JENNIFER L			
US DEPT OF HEALTH & HUMAN SVCS	15	762,700	THE SOUTHERN CENTER ON COMMUNICATION, HEALTH AND POVERTY (PRONOUNCED SCOPE)
US DEPT OF HEALTH & HUMAN SVCS	15	219,200	THE SOUTHERN CENTER ON COMMUNICATION, HEALTH AND POVERTY (PRONOUNCED SCOPE)
RUBIN, DONALD L			
AMERICAN LEGACY FOUNDATION	100	24,907	TOBACCO-RELATED HEALTH LITERACY AMONG INCARCERATED INDIVIDUALS
NATIONAL INSTITUTES OF HEALTH	100	24,000	INCARCERATED INDIVIDUALS AND TOBACCO USE: ANALYSIS AND DISSEMINATION OF DATA
US DEPT OF HEALTH & HUMAN SVCS	10	762,700	THE SOUTHERN CENTER ON COMMUNICATION, HEALTH AND POVERTY (PRONOUNCED SCOPE)
US DEPT OF HEALTH & HUMAN SVCS	10	219,200	THE SOUTHERN CENTER ON COMMUNICATION, HEALTH AND POVERTY (PRONOUNCED SCOPE)
<u>STATISTICS</u>			
BILLARD, LYNNE			
NATIONAL INSTITUTES OF HEALTH	100	19,921	INTERNATIONAL BIOMETRIC CONFERENCES
STUFKEN, JOHN			
UOFGA FOUNDATION	100	-5,944	UGA FOUNDATION STATISTICS FACULTY SUMMER SALARY 50G1300
UOFGA FOUNDATION	100	7,151	UGA FOUNDATION STATISTICS FACULTY SUMMER SALARY 50G1300
<u>WOMENS STUDIES</u>			
MILLER, PATRICIA			
MEDICAL COLLEGE OF GEORGIA	10	84,066	EXERCISE AND OVERWEIGHT CHILDREN'S COGNITION AND ACHIEVEMENT
<i>COLLEGE OF EDUCATION</i>			
<u>COMM SCI & SPECIAL ED</u>			
BANDALOS, DEBORAH L			
US DEPT OF HEALTH & HUMAN SVCS	20	2,250,000	HEALTHY TEENS: UNDERSTANDING SOCIAL DEVELOPMENT FROM MIDDLE TO HIGH SCHOOL
US DEPT OF HEALTH & HUMAN SVCS	20	75,000	HEALTHY TEENS: UNDERSTANDING SOCIAL DEVELOPMENT FROM MIDDLE TO HIGH SCHOOL

College/Department/Investigator/Sponsor	% Credit OSP	Total Amount	Title
BOON, RICHARD T			
GA DEPT OF EDUCATION	50	105,944	THE EFFECTIVE BEHAVIORAL AND INSTRUCTIONAL SUPPORT - EBIS GRANT
BOTHE, ANNE KATHERINE			
NATIONAL INSTITUTES OF HEALTH	10	27,151	PHONATED INTERVALS DURING FLUENCY-INDUCING CONDITIONS
UNIV OF CALIFORNIA/SANTA BARBA	100	12,173	STUTTERING THERAPY AND NEUROPHYSIOLOGICAL INTERACTION
CARR, MARTHA M			
NATIONAL SCIENCE FOUNDATION	100	162,458	RES IMPROVING MATHEMATICS COMPETENCY THROUGH INSTRUCTION ON COGNITIVE STRATEGIES AND COMPUTATIONAL FLUENCY
NATIONAL SCIENCE FOUNDATION	100	168,093	RES IMPROVING MATHEMATICS COMPETENCY THROUGH INSTRUCTION ON COGNITIVE STRATEGIES AND COMPUTATIONAL FLUENCY
CHASE, PHILIP E			
GREENE CO BOARD OF EDUCATION	100	7,888	CONTRACT OF SERVICES FOR UGA MENTORING COORDINATOR
COHEN, ALLAN S			
NATIONAL SCIENCE FOUNDATION	10	-247,380	MULTI-LEVEL ASSESSMENT FOR ENHANCING MATHEMATICAL DISCOURSE, CURRICULUM AND ACHIEVEMENT IN DIVERSE ELEMENTARY SCHOOL CLASSROOMS
COOPER, DIANE L			
UOFGA FOUNDATION	100	-1,156	UGA FOUNDATION PARENTS COUNCIL OF UGA PARENTS AND FAMILIES ASSOCIATION GRANT 50R9970
UOFGA FOUNDATION	100	15,000	UGA FOUNDATION PARENTS COUNCIL OF UGA PARENTS AND FAMILIES ASSOCIATION GRANT 50R9970
UOFGA FOUNDATION	100	-15,000	UGA FOUNDATION PARENTS COUNCIL OF UGA PARENTS AND FAMILIES ASSOCIATION GRANT 50R9970
UOFGA FOUNDATION	100	4,500	UGA FOUNDATION PARENTS COUNCIL OF UGA PARENTS AND FAMILIES ASSOCIATION GRANT 50R9970
UOFGA FOUNDATION	100	3,135	UGA FOUNDATION PARENTS COUNCIL OF UGA PARENTS AND FAMILIES ASSOCIATION GRANT 50R9970/9199700
UOFGA FOUNDATION	100	-2,664	UGA FOUNDATION EMPOWERED YOUTH PROJECT 50G1470
UOFGA FOUNDATION	100	3,743	UGA FOUNDATION EMPOWERED YOUTH PROJECT 50G1470
UOFGA FOUNDATION	100	4,894	UGA FOUNDATION EMPOWERED YOUTH PROJECT 50G1470
UOFGA FOUNDATION	100	2,000	UGA FOUNDATION EMPOWERED YOUTH PROJECT 50G1470 9814700
UOFGA FOUNDATION	100	10,000	UGA FOUNDATION EMPOWERED YOUTH PROJECT 50G1470 9814700
CRAMER, STEPHEN E			
GWINNETT COUNTY SCHOOL SYSTEM	100	300,965	GWINNETT COUNTY BOE GATEWAY PROJECT
GWINNETT COUNTY SCHOOL SYSTEM	100	271,774	GWINNETT COUNTY BOE GATEWAY PROJECT
DAVIDOW, JASON H			
NATIONAL INSTITUTES OF HEALTH	90	27,151	PHONATED INTERVALS DURING FLUENCY-INDUCING CONDITIONS
DECHICCHIS, ALBERT R			
OGLETHORPE COUNTY SCHOOL SYS	100	37,301	MEMORANDUM OF AGREEMENT BETWEEN THE BOARD OF REGENTS OF THE UNIVERSITY SYSTEM OF GEORGIA BY AND ON BEHALF OF THE UNIVERSITY OF GEORGIA AND OGLETHORPE COUNTY SCHOOL SYSTEM
FORE III, CECIL			
GA DEPT OF EDUCATION	50	105,944	THE EFFECTIVE BEHAVIORAL AND INSTRUCTIONAL SUPPORT - EBIS GRANT
GLASER, BRIAN A			
GA DEPT OF JUVENILE JUSTICE	50	16,600	JUVENILE COUNSELING AND ASSESSMENT PROGRAMS (JCAP) AND G.I.R.L.S. GENDER SPECIFIC PROGRAM
HORNE, ARTHUR M			
US DEPT OF HEALTH & HUMAN SVCS	34	1,000	EVALUATION RESEARCH STUDY IN THE AREA OF AGGRESSION/INTERPERSONAL YOUTH VIOLENCE
US DEPT OF HEALTH & HUMAN SVCS	50	124,931	EVALUATION RESEARCH STUDY IN THE AREA OF AGGRESSION/INTERPERSONAL YOUTH VIOLENCE
US DEPT OF HEALTH & HUMAN SVCS	20	2,250,000	HEALTHY TEENS: UNDERSTANDING SOCIAL DEVELOPMENT FROM MIDDLE TO HIGH SCHOOL
US DEPT OF HEALTH & HUMAN SVCS	20	75,000	HEALTHY TEENS: UNDERSTANDING SOCIAL DEVELOPMENT FROM MIDDLE TO HIGH SCHOOL

College/Department/Investigator/Sponsor	% Credit OSP	Total Amount	Title
LANGONE JR, JOHN			
SOPRIS WEST	100	14,300	MEMORANDUM OF AGREEMENT
US DEPT OF EDUCATION	100	477,261	SPECIAL EDUCATION TRAINING ON THE WEB UNDERGRADUATE CERTIFICATION AND MENTOR PROGRAM
US DEPT OF EDUCATION	100	4,000	SPECIAL EDUCATION TRAINING ON THE WEB UNDERGRADUATE CERTIFICATION AND MENTOR PROGRAM
MOORE, JULIE A			
COUNTY OF BARROW	50	47,501	MATH AND SCIENCE PARTNERSHIP GRANT
NATHANI, SUNEETI			
UNIVERSITY OF MEMPHIS, THE	100	93,273	INFANT VOCALIZATIONS AND THE FOUNDATIONS FOR SPEECH
OREY III, MICHAEL A			
US DEPT OF EDUCATION	100	92,666	CHANGING PERSPECTIVES: TECHNOLOGY INTERGRATION AND THE MULTICULTURAL CLASSROOM
PAISLEY, PAMELA O			
DEWITT WALLACE-READRS DGST FND	100	-1	DW/RD PAISLEY INT INC GOES W/ 1011RH242275
WALLACE FOUNDATION	100	3	DIGEST INT INCOME GOES W/ 1011RH242291
PALARDY, GREGORY J			
AMERICAN EDUCATIONAL RSCH ASSN	100	34,988	THE EQUITABLE DISTRIBUTION AND RELATIVE IMPORTANCE OF TEACHER CHARACTERISTICS, ATTITUDES AND PRACTICES TO LEARNING IN EARLY ELEMENTARY SCHOOL
PHELPS, ROSEMARY ELAINE			
AMERICAN PSYCHOLOGICAL ASSN	100	1,500	PREPARING FUTURE FACULTY FOR PSYCHOLOGY-EVALUATION SUPPLEMENT
REEVES, THOMAS C			
NATIONAL SCIENCE FOUNDATION	100	55,976	ESTABLISHING A DLESE EVALUATION SERVICES CENTER
SCHWANENFLUGEL, PAULA J			
NATIONAL INSTITUTES OF HEALTH	100	260,909	THE DEVELOPMENT OF FLUENT AND AUTOMATIC READING
SPEARS, V GAYLE			
GA DEPT OF HUMAN RESOURCES	100	48,750	COMMUNITY ASSESSMENT AND EVALUATION PROJECT
WIGGINS, JOHN R			
GA DEPT OF EDUCATION	100	0	PROG INCOME ACCOUNT FOR 1031RE242383 - FEES TO REDUCE COST OF CONTRACT
<u>COUNSELING & HUMAN DEVEL</u>			
CALHOUN, GEORGIA			
GA DEPT OF JUVENILE JUSTICE	50	16,600	JUVENILE COUNSELING AND ASSESSMENT PROGRAMS (JCAP) AND G.I.R.L.S. GENDER SPECIFIC PROGRAM
<u>ED PSYCHOLOGY & INST TECH</u>			
CASTENELL, LOUIS ANTHONY			
UOFGA FOUNDATION	100	12,500	UGA FOUNDATION LUCAS MEMORIAL FUND 30F4100
GRANTHAM, TAREK C			
GRIFFIN/SPALDING COUNTY	100	65,205	GIFTED AND CREATIVE EDUCATION PROGRAM WITHIN THE DEPARTMENT OF EDUCATIONAL PSYCHOLOGY AND INSTRUCTIONAL TECHNOLOGY, COLLEGE OF EDUCATION
HILL, JANETTE R			
NATIONAL SCIENCE FOUNDATION	20	47,539	THE INTERSECTION OF DIVERSITY AND LEARNING
KAMPHAUS, RANDY W			
US DEPT OF EDUCATION	100	679,679	SERIOUS BEHAVIOR DISORDERS
US DEPT OF EDUCATION	100	261,462	SERIOUS BEHAVIOR DISORDERS
<u>EDUCATION - DEANS OFFICE</u>			
CASTENELL, LOUIS A.			
ARCH FOUNDATION	100	10,000	ARCH FOUNDATION CLASE PROFESSIONAL DEVELOPMENT A9115100

College/Department/Investigator/Sponsor	% Credit OSP	Total Amount	Title
CASTENELL, LOUIS ANTHONY			
UOFGA FOUNDATION	100	36,607	UGA FOUNDATION COE DEAN'S OFFICE 45D6770
US DEPT OF EDUCATION	100	0	PROGRAM INCOME ACCOUNT FOR 1011RH216135 AND 1011RH216136
US DEPT OF EDUCATION	100	-50	PROGRAM INCOME ACCOUNT FOR 1011RH216154
US DEPT OF EDUCATION	100	-400	PROGRAM INCOME ACCOUNT FOR 1011RH216154
US DEPT OF EDUCATION	100	-50	PROGRAM INCOME ACCOUNT FOR 1011RH216154
US DEPT OF EDUCATION	100	0	IMPROVING TEACHER QUALITY GRANTS - SAHES EIS COMPTV 2006 PROGRAM INCOME ACCOUNT FOR 10-11-RH216-182
COHEN, ALLAN S			
GA DEPT OF EDUCATION	25	1,475,000	GEORGIA TEACHER SUCCESS MODEL: AN EVIDENCE-BASED APPROACH
GA DEPT OF EDUCATION	100	1,519,886	REDEVELOPMENT OF GEORGIA WRITING ASSESSMENT
GA DEPT OF EDUCATION	100	100,000	ALIGNMENT STUDY OF THE CRITERION-REFERENCED COMPETENCY TESTS (CRCT), GEORGIA HIGH SCHOOL GRADUATION TESTS (GHSGT) AND END OF COURSE TESTS (EOCT)
GA DEPT OF EDUCATION	100	185,000	MODIFICATION RESEARCH STUDY
UNIVERSITY OF WISCONSIN	100	61,452	MIXTURE MODEL ANALYSIS OF MATHEMATICS TESTS ANCHORED IN A TECHNOLOGY-RICH ENVIRONMENT
CRAMER, STEPHEN E			
GA DEPT OF EDUCATION	100	969,000	SCORING AND REPORTING OF THE GEORGIA WRITING ASSESSMENT PROGRAM FOR THE 2005-2006 SCHOOL YEAR
GA DEPT OF EDUCATION	100	294,000	SCORING AND REPORTING OF THE GEORGIA HIGH SCHOOL GRADUATION TEST AND GEORGIA BASIC SKILLS TEST FOR THE 2005-2006 SCHOOL YEAR
GRIFFIN, GLORY P			
VARIOUS-INCOME	100	0	RESIDUAL BALANCE ACCT DEPT #243
HANNAFIN, KATHLEEN M			
GA DEPT OF EDUCATION	50	200,000	GEORGIA DEPT OF EDUCATION TITLE-II INITIATIVE
HANNAFIN, MICHAEL			
GA DEPT OF EDUCATION	25	1,475,000	GEORGIA TEACHER SUCCESS MODEL: AN EVIDENCE-BASED APPROACH
GA DEPT OF EDUCATION	50	200,000	GEORGIA DEPT OF EDUCATION TITLE-II INITIATIVE
UOFGA FOUNDATION	100	20,468	UGA FOUNDATION WHEATLEY GRA CHAIR 40R3990
HARNISH, DOROTHY			
GA PRTNShP FOR EXCELLNCE IN ED	100	39,725	EVALUATION OF GEORGIA STANDARDS FOR SCHOOL PERFORMANCE (GSSP)
HENSLEY, S FRANCES			
GA DEPT OF EDUCATION	25	1,475,000	GEORGIA TEACHER SUCCESS MODEL: AN EVIDENCE-BASED APPROACH
HICKEY, DANIEL T			
NATIONAL SCIENCE FOUNDATION	50	-247,380	MULTI-LEVEL ASSESSMENT FOR ENHANCING MATHEMATICAL DISCOURSE, CURRICULUM AND ACHIEVEMENT IN DIVERSE ELEMENTARY SCHOOL CLASSROOMS
WHEELING JESUIT COLLEGE	100	-576	DESIGN-BASED IMPLEMENTATION AND EVALUATION OF NASA COTF SCIENCE PRODUCTS
MEWBORN, DENISE S			
INDIANA UNIVERSITY	100	99,519	MULTI-LEVEL ASSESSMENT FOR ENHANCING MATHEMATICAL DISCOURSE CURRICULUM AND ACHIEVEMENT IN DIVERSE ELEMENTARY SCHOOL CLASSROOMS
OLIVER, JENNY P			
NATIONAL SCIENCE FOUNDATION	20	47,539	THE INTERSECTION OF DIVERSITY AND LEARNING
ORRILL, CHANDRA			
CITY OF JEFFERSON	100	19,094	JEFFERSON UNDERSTANDING MATHEMATICS PROJECT
GA DEPT OF EDUCATION	100	15,000	EMATH
ORRILL, CHANDRA H			
GA INSTITUTE OF TECHNOLOGY	50	324,867	GPS PROFESSIONAL DEVELOPMENT
RICHMOND COUNTY BOE	100	36,262	RICHMOND COUNTY BOARD OF EDUCATION PARTNERSHIP
PADILLA, MICHAEL J			
GA INSTITUTE OF TECHNOLOGY	100	1,157,255	PRISM
KASETSART UNIVERSITY	100	70,000	AGREEMENT FOR COLLABORATION BETWEEN FACULTY OF EDUCATION, KASETSART UNIVERSITY AND FACULTY OF EDUCATION
KASETSART UNIVERSITY	100	5,015	AGREEMENT FOR COLLABORATION BETWEEN FACULTY OF EDUCATION, KASETSART UNIVERSITY AND FACULTY OF EDUCATION

College/Department/Investigator/Sponsor	% Credit OSP	Total Amount	Title
UOFGA FOUNDATION	100	339,664	CENTER FOR HISPANIC EDUCATIONAL ADVANCEMENT UGA FOUNDATION 45R7970
UOFGA FOUNDATION	100	-16,576	CENTER FOR HISPANIC EDUCATIONAL ADVANCEMENT UGA FOUNDATION 45R7970
US DEPT OF EDUCATION	100	1,007,631	IMPROVING TEACHER QUALITY GRANTS - SAHES
US DEPT OF EDUCATION	100	1,005,527	IMPROVING TEACHER QUALITY GRANTS - SAHES
RECESSO, ARTHUR M			
GA DEPT OF EDUCATION	25	1,475,000	GEORGIA TEACHER SUCCESS MODEL: AN EVIDENCE-BASED APPROACH
GA INSTITUTE OF TECHNOLOGY	50	324,867	GPS PROFESSIONAL DEVELOPMENT
SREB BD CONTROL SOUTHERN RGN	100	5,023	SURVEY OF STATE AGENCY LEADERSHIP EFFORTS
STAUFF, WILLIAM J			
UOFGA FOUNDATION	100	10,000	UGA FOUNDATION CLASE PROFESSIONAL DEVELOPMENT 50G1660 98166000
WATKINS, KAREN E			
REGENTS OF THE UNIV OF MICH	100	7,136	BUILDING ORGANIZATIONAL CAPACITY IN PUBLIC HEALTH AGENCIES: DIAGNOSING THE LEARNING CULTURE
ELEMENTARY & SOCIAL STUDIES			
FIELDS-SMITH, CHERYL A			
SPENCER FOUNDATION	100	40,000	EXTREME INVOLVEMENT: AN INVESTIGATION OF HOME SCHOOLING AMONG BLACK FAMILIES
HOGUE, JOHN			
CENTER FOR CIVIC EDUCATION	100	51,065	WE THE PEOPLE: THE CITIZEN AND THE CONSTITUTION
NEUHARTH-PRITCHETT, STACEY			
COUNTY OF CLARKE	100	12,375	POSITIVE YOUTH DEVELOPMENT: VOLUNTEERS AND EARLY HEAD START
KINESIOLOGY			
COTTON, CAROL PHILLIPS			
GOVERNORS OFF OF HIGHWAY SAFETY	90	177,100	GEORGIA HIGHWAY SAFETY PROGRAMS EVALUATION
GOVERNORS OFF OF HIGHWAY SAFETY	90	92,500	GEORGIA HIGHWAY SAFETY PROGRAMS EVALUATION
US DEPT OF TRANSPORTATION	90	8,191	DATA ANALYSIS AND EVALUATION PROJECT
CRESS, MARIE ELAINE			
EMORY UNIVERSITY	100	31,500	EXERCISE AND COGNITIVE BEHAVIORAL THERAPY AS AN INTERVENTION IN HEART FAILURE PATIENTS
MERCK & CO INC	100	12,500	PILOT STUDY OF PHYSICAL PERFORMANCE, STRENGTH/ POWER AND SELF-REPORT MEASURES IN POST-HIP FRACTURE SUBJECTS
UOFGA RESEARCH FOUNDATION INC	100	0	ROYALTIES
UOFGA RESEARCH FOUNDATION INC	100	500	ROYALTIES
UOFGA RESEARCH FOUNDATION INC	100	0	ROYALTY
UOFGA RESEARCH FOUNDATION INC	100	500	ROYALTY
CURETON, KIRK J			
UOFGA FOUNDATION	100	20,465	UGA FOUNDATION SOULE SCHOLARSHIP 30F4590
DEJOY, DAVID M			
CENTER FOR DISEASE CONTROL	25	431,714	WAGES: WORKPLACE ACTIVITY BY EMPLOYEE GOAL SETTING
CORNELL UNIVERSITY	50	297,668	ENVIRONMENTAL APPROACHES FOR OBESITY MANAGEMENT AT DOW
NATIONAL INSTITUTES OF HEALTH	25	73,600	EXPLAINING FRUIT AND VEGETABLE INTAKE WITH A CONSUMER MARKETING TOOL
DISHMAN, RODNEY K			
CENTER FOR DISEASE CONTROL	50	431,714	WAGES: WORKPLACE ACTIVITY BY EMPLOYEE GOAL SETTING
UNIVERSITY OF HAWAII	100	60,851	TESTING THE TRANSTHEORETICAL MODEL OF BEHAVIOR CHANGE (NIH)
DUDLEY, GARY A			
NATIONAL INSTITUTES OF HEALTH	100	73,351	DISABILITY SUPPLEMENT: SKELETAL MUSCLE PLASTICITY, FITNESS AND HEALTH AFTER SCI
NATIONAL INSTITUTES OF HEALTH	100	238,867	SKELETAL MUSCLE PLASTICITY, FITNESS AND HEALTH AFTER SCI
FERRARA, MICHAEL S			
NATL COLLEGIATE ATHLETIC ASSOC	100	30,947	MONITORING ENVIRONMENTAL CONDITIONS AND INJURY RATES OF SELECTED FALL SPORTS AT NCAA DIVISION III INSTITUTIONS
UOFGA FOUNDATION	100	275	HHP NOVACARE LAB-UGA FOUNDATION 45R1420
UOFGA FOUNDATION	100	500	HHP NOVACARE LAB-UGA FOUNDATION 45R1420 81142000
UOFGA FOUNDATION	100	3,347	UGA FOUNDATION-SCHOOL OF HHP ST MARYS FERRARA 45R7410

College/Department/Investigator/Sponsor	% Credit OSP	Total Amount	Title
UOFGA FOUNDATION	100	15,143	UGA FOUNDATION HHP ATHENS ORTHO EX SCIENCE 50R7990
UOFGA FOUNDATION	100	6,089	UGA FOUNDATION HHP ATHENS ORTHO EX SCIENCE 50R7990
UOFGA FOUNDATION	100	6,089	UGA FOUNDATION HHP ATHENS ORTHO EX SCIENCE 50R7990 91799000
FORS, STUART W			
GOVERNORS OFF OF HIGHWAY SAFTY	10	177,100	GEORGIA HIGHWAY SAFETY PROGRAMS EVALUATION
GOVERNORS OFF OF HIGHWAY SAFTY	10	92,500	GEORGIA HIGHWAY SAFETY PROGRAMS EVALUATION
US DEPT OF TRANSPORTATION	10	8,191	DATA ANALYSIS AND EVALUATION PROJECT
OCONNOR, PATRICK J			
			INFLUENCE OF BREAKFAST AND CAFFEINE ON COGNITIVE PERFORMANCE AND MOOD
INTERNATIONAL LIFE SCI INST	70	71,974	DIMENSIONS OF MENTAL ENERGY: AN EXAMINATION OF THE SENSITIVITY OF
NATIONAL INSTITUTES OF HEALTH	100	339,653	SELECTED MEASURES OF MOOD AND COGNITION
			EFFECTS OF EXERCISE ON BACK PAIN IN PREGNANCY
ORPINAS, PAMELA LORETO			
US DEPT OF HEALTH & HUMAN SVCS	33	1,000	EVALUATION RESEARCH STUDY IN THE AREA OF AGGRESSION/INTERPERSONAL
			YOUTH VIOLENCE
US DEPT OF HEALTH & HUMAN SVCS	49	124,931	EVALUATION RESEARCH STUDY IN THE AREA OF AGGRESSION/INTERPERSONAL
			YOUTH VIOLENCE
US DEPT OF HEALTH & HUMAN SVCS	20	2,250,000	HEALTHY TEENS: UNDERSTANDING SOCIAL DEVELOPMENT FROM MIDDLE TO HIGH
			SCHOOL
US DEPT OF HEALTH & HUMAN SVCS	20	75,000	HEALTHY TEENS: UNDERSTANDING SOCIAL DEVELOPMENT FROM MIDDLE TO HIGH
			SCHOOL
RAZOR, JACK E			
UOFGA FOUNDATION	100	35,509	UGA FOUNDATION - HHP RAMSEY FUND 40R2650
UOFGA FOUNDATION	100	32,000	UGA FOUNDATION - HHP RAMSEY FUND 40R2650 71265000
SCHEMP, PAUL G			
PROFESSIONAL GOLFERS ASSN (PGA)	100	-350	PROGRAM INCOME ACCOUNT FOR PGA #1011RH234175
PROFESSIONAL GOLFERS ASSN (PGA)	100	2,100	PROGRAM INCOME ACCOUNT FOR PGA #1011RH234175
PROFESSIONAL GOLFERS ASSN (PGA)	100	1,750	PROGRAM INCOME ACCOUNT FOR PGA #1011RH234175
PROFESSIONAL GOLFERS ASSN (PGA)	100	5,250	PROGRAM INCOME ACCOUNT FOR PGA #1011RH234175
PROFESSIONAL GOLFERS ASSN (PGA)	100	-260	PROGRAM INCOME ACCOUNT FOR PGA #1011RH234175
PROFESSIONAL GOLFERS ASSN (PGA)	100	2,100	PROGRAM INCOME ACCOUNT FOR PGA #1011RH234175
PROFESSIONAL GOLFERS ASSN (PGA)	100	2,100	PROGRAM INCOME ACCOUNT FOR PGA #1011RH234175
PROFESSIONAL GOLFERS ASSN (PGA)	100	1,050	PROGRAM INCOME ACCOUNT FOR PGA #1011RH234175
PROFESSIONAL GOLFERS ASSN (PGA)	100	-2,640	PROGRAM INCOME ACCOUNT FOR PGA #1011RH234175
TOMPOROWSKI, PHILLIP D			
			INFLUENCE OF BREAKFAST AND CAFFEINE ON COGNITIVE PERFORMANCE AND MOOD
INTERNATIONAL LIFE SCI INST	30	71,974	DIMENSIONS OF MENTAL ENERGY: AN EXAMINATION OF THE SENSITIVITY OF
MEDICAL COLLEGE OF GEORGIA	90	84,066	SELECTED MEASURES OF MOOD AND COGNITION
UNIVERSITE DE POITIERS	100	7,000	EXERCISE AND OVERWEIGHT CHILDREN'S COGNITION AND ACHIEVEMENT
			EXERCISE AND COGNITION
WILSON, MARK G			
CENTER FOR DISEASE CONTROL	25	431,714	WAGES: WORKPLACE ACTIVITY BY EMPLOYEE GOAL SETTING
CORNELL UNIVERSITY	50	297,668	ENVIRONMENTAL APPROACHES FOR OBESITY MANAGEMENT AT DOW
<u>LANGUAGE & LITERACY ED</u>			
ALLEN, JOYCE E			
NATIONAL WRITING PROJECT	50	45,000	RED CLAY WRITING PROJECT
ALLEN, LEWIS R			
GA DEPT OF EDUCATION	100	8,750	GDOE GEORGIA LEARN AND SERVE PROGRAM INCOME MAIN ACCOUNT 1031RE229248
GA DEPT OF EDUCATION	100	11,500	GDOE GEORGIA LEARN AND SERVE PROGRAM INCOME MAIN ACCOUNT 1031RE229248
GA DEPT OF EDUCATION	100	-50,947	GDOE GEORGIA LEARN AND SERVE PROGRAM INCOME MAIN ACCOUNT 1031RE229248
GA DEPT OF EDUCATION	50	22,000	GEORGIA LEARN AND SERVE, ACADEMIC SERVICE LEARNING
ALVERMANN, DONNA E			
CARNEGIE CORP OF NEW YORK	100	100,000	PREPARING THE NEXT GENERATION OF MIDDLE SCHOOL TEACHERS: AN ONLINE
GA DEPT OF EDUCATION	33	347,000	ADOLESCENT LITERACY COURSE
			EVALUATION OF READING FIRST IN GEORGIA
BISPLINGHOFF, BETTY SHOCKLEY			
COUNTY OF BARROW	50	47,501	MATH AND SCIENCE PARTNERSHIP GRANT

College/Department/Investigator/Sponsor	% Credit OSP	Total Amount	Title
CASTENELL, LOUIS ANTHONY UOFGA FOUNDATION	100	3,092	UGA FOUNDATION READING DEPARTMENT 30F4530
COMMEYRAS, MICHELLE GA DEPT OF EDUCATION	34	347,000	EVALUATION OF READING FIRST IN GEORGIA
INTERNATIONAL READING ASSN	100	-14	AN INTEGRATIVE REVIEW OF RESEARCH ON TEACHING READING IN KENYAN PRIMARY SCHOOLS
FECHO, ROBERT ANTHONY NATIONAL SCIENCE FOUNDATION	20	47,539	THE INTERSECTION OF DIVERSITY AND LEARNING
NATIONAL WRITING PROJECT	50	45,000	RED CLAY WRITING PROJECT
HOGUE, JOHN CENTER FOR CIVIC EDUCATION	100	43,005	WE THE PEOPLE: THE CITIZEN AND THE CONSTITUTION PROGRAM/ TEACHER INSERVICE TRAINING BUDGET
KILPATRICK, JEREMY NATIONAL SCIENCE FOUNDATION	30	2,316,469	CENTER FOR PROFICIENCY IN TEACHING MATHEMATICS
MEWBORN, DENISE S NATIONAL SCIENCE FOUNDATION	20	-247,380	MULTI-LEVEL ASSESSMENT FOR ENHANCING MATHEMATICAL DISCOURSE, CURRICULUM AND ACHIEVEMENT IN DIVERSE ELEMENTARY SCHOOL CLASSROOMS
OLIVER, J STEVE NATIONAL SCIENCE FOUNDATION	40	85,000	THE SCIENCE BEHIND OUR FOOD
NATIONAL SCIENCE FOUNDATION	40	474,287	THE SCIENCE BEHIND OUR FOOD
RYMES, BETSY R US DEPT OF EDUCATION	100	351,413	TRANSITION TO TEACHING PROGRAM - LOCAL
STAUFF, WILLIAM J ARCH FOUNDATION	100	1,350	ARCH FOUNDATION READING RESEARCH QUARTERLY A910830
THOMPSON, KATHERINE F GA DEPT OF EDUCATION	50	22,000	GEORGIA LEARN AND SERVE, ACADEMIC SERVICE LEARNING
WILSON, JAMES W NATIONAL SCIENCE FOUNDATION	20	2,316,469	CENTER FOR PROFICIENCY IN TEACHING MATHEMATICS
<u>LIFELONG ED. ADMIN & POLICY</u>			
CERVERO, RONALD M INST CONTINUING JUDICIAL ED GA	100	-13,779	ADULT EDUCATION CONSULTING SERVICES
COURTENAY, BRADLEY C GA DEPT OF TECH AND ADULT ED	100	130,000	USING RESEARCH TO IMPROVE THE QUALITY OF POSTSECONDARY TECHNICAL EDUCATION IN GEORGIA: A COLLABORATIVE PROJECT OF THE UGA AND THE GA DEPT OF TECH. AND ADULT ED., 2005-2006
FREEMAN, MELISSA INTERFAITH ALLIANCE	70	11,780	EVALUATION OF THE GLADD PROGRAM
GUY, TALMADGE C NATIONAL SCIENCE FOUNDATION	20	47,539	THE INTERSECTION OF DIVERSITY AND LEARNING
PREISSE, JUDITH INTERFAITH ALLIANCE	30	11,780	EVALUATION OF THE GLADD PROGRAM
SIELKE, CATHERINE C GA DEPT OF EDUCATION	50	380,936	COMPREHENSIVE SCHOOL REFORM EVALUATION
<u>MATHEMATICS & SCIENCE ED</u>			
BRYAN, LYNN A JACKSON COUNTY SCHOOL SYSTEM	25	61,612	PROJECT IMASE: INTEGRATING MATHEMATICS, SCIENCE AND ENGINEERING IN MIDDLE GRADES
JACKSON COUNTY SCHOOL SYSTEM	25	-61,612	PROJECT IMASE: INTEGRATING MATHEMATICS, SCIENCE AND ENGINEERING IN MIDDLE GRADES
JACKSON COUNTY SCHOOL SYSTEM	25	61,612	PROJECT IMASE: INTEGRATING MATHEMATICS, SCIENCE AND ENGINEERING IN MIDDLE GRADES

College/Department/Investigator/Sponsor	% Credit OSP	Total Amount	Title
SZTAJN, PAOLA			
NATIONAL SCIENCE FOUNDATION	100	86,079	INTERGOVERNMENTAL PERSONNEL ACT (IPA) ASSIGNMENT - SZTAJN
NATIONAL SCIENCE FOUNDATION	100	91,022	INTERGOVERNMENTAL PERSONNEL ACT (IPA) ASSIGNMENT - SZTAJN
<u>WKFORCE LEADERSHIP & SOC FND</u>			
COURTENAY, BRADLEY C			
AMER ASSN FOR ADULT & CON EDUC	50	5,000	ADULT EDUCATION QUARTERLY
KELLOGG FOUNDATION	100	15,000	CYRIL O. HOULE SCHOLARS IN ADULT AND CONTINUING EDUCATION PROGRAM - REQUEST FOR A SUPPLEMENTAL ALLOCATION
HARNISH, DOROTHY			
GA DEPT OF EDUCATION	100	372,929	COMPREHENSIVE SCHOOL REFORM EVALUATION
GA DEPT OF EDUCATION	50	380,936	COMPREHENSIVE SCHOOL REFORM EVALUATION
GA DEPT OF EDUCATION	33	347,000	EVALUATION OF READING FIRST IN GEORGIA
GA DEPT OF EDUCATION	100	110,539	EVALUATION OF QUALITY AND EFFECTIVENESS OF GEORGIA SES 2005-06
HILL, ROBERT J			
AMER ASSN FOR ADULT & CON EDUC	50	5,000	ADULT EDUCATION QUARTERLY
HILL, ROGER BRIAN			
UTAH STATE UNIVERSITY	25	195,863	NATIONAL CENTER FOR ENGINEERING AND TECHNOLOGY EDUCATION
JONES, KAREN H			
GA VOCATIONAL STAFF DEV CONS	100	93,719	CVAE, PROJECT SUCCESS, RVI NEW COORDINATOR INSTITUTE, INTERNSHIP AND PARAEDUCATOR WORKSHOP FOR INITIAL AND RE-CERTIFICATION
LYNCH, RICHARD L			
GA DEPT OF TECH AND ADULT ED	100	139,930	ASSESSMENT OF GEORGIA SCHOOL TO WORK, 2006
SMITH, CLIFTON LEE			
GA DEPT OF EDUCATION	100	22,000	GEORGIA MARKETING EDUC INDUSTRY CERTIFICATION AND CREDENTIALING PROGRAM
SWAN, WILLIAM W			
GA DEPT OF EDUCATION	100	49,603	EXTERNAL EVALUATION INITIATIVE
VALENTINE, THOMAS			
GA DEPT OF TECH AND ADULT ED	100	322,381	IMPROVING THE PERFORMANCE AND ACCOUNTABILITY OF GEORGIA'S ADULT LITERACY PROGRAMS
GA DEPT OF TECH AND ADULT ED	100	450	IMPROVING THE PERFORMANCE AND ACCOUNTABILITY OF GEORGIA'S ADULT LITERACY PROGRAMS
WICKLEIN, ROBERT C			
UTAH STATE UNIVERSITY	25	195,863	NATIONAL CENTER FOR ENGINEERING AND TECHNOLOGY EDUCATION
<i>COLLEGE OF ENVIRONMENT & DESIGN</i>			
<u>COLLEGE ENVIRONMENT & DESIGN</u>			
CROWLEY, JOHN			
GA DEPT OF COMMUNITY AFFAIRS	100	90,000	DESIGN ASSISTANCE FOR MAIN STREET AND BETTER HOMETOWN CITIES
MORRISON, DARREL			
UOFGA FOUNDATION	100	20,907	UGA FOUNDATION DRAPER CHAIR CONVERTED FROM 1011RH250017 ON 6/28/04 30F3680
<u>INSTITUTE OF ECOLOGY</u>			
ALTIZER, SONIA M			
CONSERVATION INTERNATIONAL	100	32,300	PARASITE BIODIVERSITY AND DISEASE RISK IN WILD MAMMALS
EMORY UNIVERSITY	80	41,107	EMERGING DISEASES IN URBAN LANDSCAPES: THE ECOLOGY OF TWO ZOONOTIC PATHOGENS IN THEIR AVIAN RESERVOIR HOSTS
UOFGA RESEARCH FOUNDATION INC	100	200,000	UGARF FUNDS FOR STARTUP
BARRETT, GARY W			
UOFGA FOUNDATION	100	10,175	UGA FOUNDATION ODUM PROFESSORSHIP IN ECOLOGY 30F3620
UOFGA FOUNDATION	100	4,823	UGA FOUNDATION ODUM PROFESSORSHIP IN ECOLOGY 30F3620 7336200
BIXBY, REBECCA			
US DEPARTMENT OF AGRICULTURE	50	24,820	RESPONSE OF STREAM CHEMISTRY AND ALGAL PRIMARY PRODUCERS TO HEMLOCK DEATH FROM INFESTATIONS OF HEMLOCK WOOLLY ADELGIDS

College/Department/Investigator/Sponsor	% Credit OSP	Total Amount	Title
BRADFORD, MARK A			
UOFGA FOUNDATION	100	200,000	FUNGAL VS. BACTERIAL DOMINANCE OF BELOWGROUND COMMUNITIES: CONSEQUENCES FOR ECOSYSTEM CARBON AND NUTRIENT DYNAMICS
CARROLL, CARL RONALD			
CONSERVATION INTERNATIONAL	100	4,000	CONSERVATION OF PODOCNEMIS TURTLES IN PARQUE NATIONAL NOEL KEMPF
GEORGIA NATIVE PLANT SOCIETY	100	1,000	PLANT MATING SYSTEMS IN SAPIUM SEBIFERUM (CHINESE TALLOW), A WOODY INVADER OF COASTAL HABITATS
SAPELO FOUNDATION	100	18,000	GEORGIA COAST: MEETING THE CHALLENGES OF THE RISING SEA LEVEL
UOFGA FOUNDATION	100	17,084	UGA FOUNDATION WHEATLEY INSTITUTE OF ECOLOGY SPECIAL FUNDING
VARIOUS-INCOME	100	5,000	30F3920/7539200 VARIOUS INCOME
COLEMAN, DAVID C			
US DEPARTMENT OF AGRICULTURE	25	350,000	IMPACT OF AGRICULTURAL LAND MANAGEMENT PRACTICES ON THE COMPOSITION OF THE SOIL PROKARYOTIC COMMUNITY
US DEPARTMENT OF AGRICULTURE	100	10,000	DETERMINING SOIL MICROARTHROPOD COMMUNITY RESPONSES TO FIRE FREQUENCY IN A FLORIDA LONGLEAF PINE FLATWOODS
COVICH, ALAN P			
CEDAR TREE FOUNDATION, THE	100	69,267	FORECASTING INFECTIOUS DISEASE EMERGENCE RESULTING FROM THE GLOBAL TRADE IN WILDLIFE
UNIVERSITY OF PUERTO RICO	100	27,001	LONG TERM ECOLOGICAL RESEARCH LUQUILLO EXPERIMENTAL FOREST, PUERTO RICO
FITT, WILLIAM K			
NATIONAL SCIENCE FOUNDATION	50	121,842	REEF CORALS: SYMBIOTIC DINOFLAGELLATE HOST COMBINATIONS AND THEIR PHYSIOLOGICAL RESPONSE TO ENVIRONMENTAL CHANGE
UNIVERSITY OF QUEENSLAND, THE	100	16,000	CORAL REEF TARGETED RESEARCH (DR. WILLIAM FITT - MEMBER, BLEACHING WORK GROUP)
US ENVIRONMENTAL PROTECTN AGCY	100	13,872	EPA STAR FELLOWSHIP FOR THOMAS SHANNON
FREEMAN, BYRON J			
GA DEPT OF NATURAL RESOURCES	50	27,260	ASSESSING BASELINE ECOLOGICAL CONDITIONS IN THE UPPER ETOWAH RIVER SYSTEMS OF GEORGIA
GA DEPT OF NATURAL RESOURCES	50	22,260	ASSESSING CONSERVATION IMPROVEMENTS IN THE CONASAUGA RIVER SYSTEM
GOWATY, PATRICIA ADAIR			
NATIONAL SCIENCE FOUNDATION	80	223,934	BEYOND BATEMAN'S EXPERIMENT: A TEST OF CLASSICAL IDEAS IN SEXUAL SELECTION USING MODERN MOLECULAR METHODS
HUNTER, MARK D			
NATIONAL SCIENCE FOUNDATION	50	107,288	ENVIRONMENTAL GRADIENTS AND VARIATION IN THE STRENGTH OF BIRD PREDATION ON OAK HERBIBORES
KLOEPPPEL, BRIAN D			
NATIONAL SCIENCE FOUNDATION	80	25,000	LTER: CONSEQUENCES OF LAND USE CHANGE IN THE SOUTHERN APPALACHIAN MOUNTAINS
NATIONAL SCIENCE FOUNDATION	80	1,120,000	LTER: CONSEQUENCES OF LAND USE CHANGE IN THE SOUTHERN APPALACHIAN MOUNTAINS
NATIONAL SCIENCE FOUNDATION	80	15,000	LTER: CONSEQUENCES OF LAND USE CHANGE IN THE SOUTHERN APPALACHIAN MOUNTAINS
PORTER, JAMES W			
FLA. FISH&WILDLIFE CONSV. COMM	100	39,000	CORAL REEF MONITORING PROJECT: PHASE JUNE - DECEMBER, 2005
FLA. FISH&WILDLIFE CONSV. COMM	100	39,000	CORAL REEF MONITORING PROJECT: PHASE JANUARY - MAY 2006
FLORIDA DEPT OF ENV PROTECTION	40	20,858	GENOMIC PROFILING OF SERRATIA MARCESCENS FROM DISEASED ELKHORN CORAL IN THE FLORIDA KEYS
PRINGLE, CATHERINE M			
NATIONAL SCIENCE FOUNDATION	100	83,000	LTREB: EMERGENT LANDSCAPE PATTERNS IN STREAM ECOSYSTEM PROCESSES RESULTING FROM GROUNDWATER AND SURFACE WATER INTERACTIONS
UNIVERSITY OF PUERTO RICO	100	24,948	LONG TERM ECOLOGICAL RESEARCH LUQUILLO EXPERIMENTAL FOREST, PUERTO RICO (NSF)
US DEPARTMENT OF AGRICULTURE	50	24,820	RESPONSE OF STREAM CHEMISTRY AND ALGAL PRIMARY PRODUCERS TO HEMLOCK DEATH FROM INFESTATIONS OF HEMLOCK WOOLLY ADELGIDS

College/Department/Investigator/Sponsor	% Credit OSP	Total Amount	Title
US DEPARTMENT OF AGRICULTURE	100	50,000	DETERMINING MIGRATION PATTERNS OF RIVERINE FAUNA IN PUERTO RICO: IDENTIFYING POTENTIAL PATTERNS OF RECOLONIZATION OF TROPICAL STREAM FAUNA
ROHANI, PEJMAN ELLISON MEDICAL FOUNDATION	100	50,000	THE ECOLOGY AND EVOLUTION OF DISEASE INTERFERENCE
SAX, DOV UOFGA RESEARCH FOUNDATION INC	100	115,000	UGARF FUNDS FOR STARTUP
SCHMIDT, JOHN P US DEPARTMENT OF INTERIOR	100	141,850	INTEGRATED VEGETATION-MONITORING TECHNIQUE PILOT TESTING
<u>INSTITUTE OF ECOLOGY-RESEARCH</u>			
FOWLER, LAURIE A GA DEPT OF NATURAL RESOURCES	100	92,312	GEORGIA WETLANDS PROTECTION PROGRAM (EPA)
GA DEPT OF NATURAL RESOURCES	50	98,398	DEVELOPMENT OF A HABITAT CONSERVATION PLAN FOR IMPERILED AQUATIC SPECIES OF THE ETOWAH RIVER BASIN (YEAR FIVE)
GA DEPT OF NATURAL RESOURCES	100	20,000	PROTECTING COASTAL WATERS THROUGH DEVELOPMENT OF INNOVATIVE LOCAL GOVERNMENT MANAGEMENT TOOLS: MODEL COASTAL BUFFER ORDINANCE
FREEMAN, BYRON J GA DEPT OF NATURAL RESOURCES	50	98,398	DEVELOPMENT OF A HABITAT CONSERVATION PLAN FOR IMPERILED AQUATIC SPECIES OF THE ETOWAH RIVER BASIN (YEAR FIVE)
US DEPARTMENT OF INTERIOR	50	35,377	APPLIED RESEARCH FOR THE DEVELOPMENT OF AN HCP FOR IMPERILED AQUATIC SPECIES OF THE ETOWAH RIVER BASIN, INCLUDING AN EVALUATION OF THE EFFICACY OF RPMS USED IN BIOLOGICAL OPINIONS
US DEPARTMENT OF INTERIOR	50	28,900	GENETIC INTEGRITY OF SHOAL BASS (MICROPTERUS CATARACTAE) ISOLATED BY MORGAN FALLS DAM, CHATTAHOOCHEE RIVER, NRA
FREEMAN, MARY US DEPARTMENT OF INTERIOR	50	35,377	APPLIED RESEARCH FOR THE DEVELOPMENT OF AN HCP FOR IMPERILED AQUATIC SPECIES OF THE ETOWAH RIVER BASIN, INCLUDING AN EVALUATION OF THE EFFICACY OF RPMS USED IN BIOLOGICAL OPINIONS
KRAMER, ELIZABETH A GA DEPT OF NATURAL RESOURCES	75	190,544	GEORGIA WETLANDS PROTECTION PROGRAM (EPA)
GA DEPT OF NATURAL RESOURCES	100	76,000	COASTAL PLAIN ECOLOGICAL SYSTEMS MAPPING
GA FORESTRY COMMISSION	100	50,000	DEVELOPMENT OF A STATEWIDE DATABASE AND CHANGE ANALYSIS OF FOREST CANOPY, IMPERVIOUS SURFACE AREA AND LANDCOVER
NATURE CONSERVANCY THE	50	31,961	GRAND BAY-BANKS LAKE STEWARDSHIP PHASE II LEGACY PROJECT: CURRENT AND HISTORIC VEGETATION, WATER CONTROL AND DISTURBANCES DATABASE
US DEPARTMENT OF AGRICULTURE	50	39,000	DEVELOPMENT EVALUATION OF THE IMPACT OF GOVERNMENT LAND USE POLICIES ON TREE CANOPY COVERAGE
US DEPARTMENT OF INTERIOR	100	49,232	DEVELOP AND PILOT TEST SOFTWARE TO RECTIFY AND TERRAIN CORRECT DIGITAL AERIAL PHOTOGRAPHY FOR USE IN VEGETATION MAPPING IN THE SOUTHEAST COAST NETWORK
ROSEMOND, AMY DAUM NATIONAL SCIENCE FOUNDATION	60	100,000	THE KEYSTONE ROLE OF HETEROTROPHIC MICROBES IN DRIVING ECOSYSTEM-LEVEL EFFECTS OF NUTRIENT ENRICHMENT
<u>SCHOOL OF ENVIRONMENTAL DESIGN</u>			
CALABRIA, ASHLEY UOFGA RESEARCH FOUNDATION INC	100	15,000	UGARF FUNDS FOR STARTUP
CASSITY JR, PRATT W GA DEPT OF NATURAL RESOURCES	100	42,000	HISTORIC PRESERVATION CERTIFIED LOCAL GOVERNMENT PROGRAM
GEORGIA TRANSMISSION CORP	100	360,000	GEORGIA TRANSMISSION CORPORATION PROPOSAL
NATL ALLIANCE FOR PRESERVA COM	100	84,000	NAPC CASSITY
NATL ALLIANCE FOR PRESERVA COM	100	87,868	NATIONAL ALLIANCE OF PRESERVATION COMMISSIONS SUPPORT SERVICES
COLEMAN, DAVID C NATIONAL SCIENCE FOUNDATION	100	59,999	LONG-TERM CONSEQUENCES OF BIOCHEMICAL AND BIOGEOCHEMICAL CHANGES IN THE HORSESHOE BEND AGROECOSYSTEM SITE, ATHENS, GA

College/Department/Investigator/Sponsor	% Credit OSP	Total Amount	Title
CROWLEY, JOHN			
UOFGA FOUNDATION	100	-37	UGA FOUNDATION ODUM WATERSHED MAINTENANCE 40R0290
UOFGA FOUNDATION	100	6,031	UGA FOUNDATION SED MARKETING 50R0740 91074000
VARIOUS-INCOME	100	0	DEPT ACCOUNT FOR RESIDUAL BALANCE POLICY
GOWATY, PATRICIA ADAIR			
NATIONAL SCIENCE FOUNDATION	100	30,400	LTREB: LONG TERM STUDIES OF ECOLOGY OF SOCIAL BEHAVIOR
HENDRIX, PAUL F			
NATIONAL SCIENCE FOUNDATION	100	120,001	NATIVE EARTHWORMS REDUCE IMPACTS OF EXOTIC EARTHWORM INVASIONS ON SOIL PROCESSES IN WILDLAND ECOSYSTEMS
NATIONAL SCIENCE FOUNDATION	100	12,000	NATIVE EARTHWORMS REDUCE IMPACTS OF EXOTIC EARTHWORM INVASIONS ON SOIL PROCESSES IN WILDLAND ECOSYSTEMS
LAHAIE, BRIAN J			
GA FORESTRY COMMISSION	100	8,000	MODEL GEORGIA URBAN FOREST
COLLEGE OF FAMILY & CONSUM SCI			
<u>CHILD & FAMILY DEVELOPMENT</u>			
BALES, DIANE W			
GA DEPT OF EARLY CARE & LEARNG	100	0	BRIGHT START COMP 1 PROGRAM INCOME ACCOUNT
GA DEPT OF EARLY CARE & LEARNG	100	145	BRIGHT START COMP 1 PROGRAM INCOME ACCOUNT
GA DEPT OF EARLY CARE & LEARNG	100	1,140	BRIGHT START COMP 1 PROGRAM INCOME ACCOUNT
GA DEPT OF EARLY CARE & LEARNG	100	535	BRIGHT START COMP 1 PROGRAM INCOME ACCOUNT
GA DEPT OF EARLY CARE & LEARNG	100	780	BRIGHT START COMP 1 PROGRAM INCOME ACCOUNT
BRODY, GENE H			
CENTER FOR DISEASE CONTROL	20	-277,932	SOCIOCULTURAL AND COMMUNITY RISK AND PROTECTIVE FACTORS FOR CHILD MALTREATMENT AND YOUTH VIOLENCE
CENTER FOR DISEASE CONTROL	20	493,718	YOUTH MALTREATMENT/VIOLENCE: RISK AND PROTECTIVE FACTORS
CENTER FOR DISEASE CONTROL	20	277,932	SOCIOCULTURAL AND COMMUNITY RISK AND PROTECTIVE FACTORS FOR CHILD MALTREATMENT AND YOUTH VIOLENCE
GA CHILDRENS TRUST FUND COMM	100	190,000	DATA MANAGEMENT FOR THE GEORGIA HEALTHY FAMILIES PROJECT
IOWA STATE UNIVERSITY	50	-205,878	NIMH CENTER FOR RESEARCH IN RURAL MENTAL HEALTH: FAMILY AND COMMUNITY HEALTH STUDY (GIBBONS)
IOWA STATE UNIVERSITY	50	205,878	NIMH CENTER FOR RESEARCH IN RURAL MENTAL HEALTH: FAMILY AND COMMUNITY HEALTH STUDY (GIBBONS)
NATIONAL INSTITUTES OF HEALTH	50	370,406	FAMILY PROCESSES AND RURAL AFRICAN-AMERICAN CHILDREN
NATIONAL INSTITUTES OF HEALTH	25	511,026	RISK AND RESILIENCE AMONG AFRICAN-AMERICAN YOUTH
NATIONAL INSTITUTES OF HEALTH	50	171,180	PREVENTION PROGRAMS FOR RURAL AFRICAN AMERICAN FAMILIES
NATIONAL INSTITUTES OF HEALTH	50	142,721	PREVENTION PROGRAMS FOR RURAL AFRICAN AMERICAN FAMILIES
NATIONAL INSTITUTES OF HEALTH	50	5,004	PREVENTION PROGRAMS FOR RURAL AFRICAN AMERICAN FAMILIES
NATIONAL INSTITUTES OF HEALTH	50	527,745	PREVENTION PROGRAMS FOR RURAL AFRICAN AMERICAN FAMILIES
NATIONAL INSTITUTES OF HEALTH	50	214,741	PREVENTION PROGRAMS FOR RURAL AFRICAN AMERICAN FAMILIES
NATIONAL INSTITUTES OF HEALTH	50	647,302	PREVENTING DRUG USE IN RURAL AFRICAN AMERICAN
NATIONAL INSTITUTES OF HEALTH	100	524,951	PREVENTING ALCOHOL USE AMONG RURAL AFRICAN AMERICAN YOUTHS
NATIONAL INSTITUTES OF HEALTH	10	205,763	HIV RISK BEHAVIOR IN OUT-OF-SCHOOL RURAL AFRICAN AMERICAN YOUNG ADULTS
WILLIAM T GRANT FOUNDATION	50	175,165	INFORMAL MENTORING, RURAL AFRICAN AMERICAN EMERGING ADULTS AND SUBSTANCE USE
WILLIAM T GRANT FOUNDATION	100	25,000	DEVELOPMENT OF AN INFORMAL MENTORING CURRICULUM
COLEMAN, THOMAS M			
GA DEPT OF EARLY CARE & LEARNG	20	646,842	ENHANCING THE EDUCATION OF EARLY CHILDHOOD PROFESSIONALS IN GEORGIA THROUGH MULTI-LEVEL TRAINING AND TECHNICAL ASSISTANCE
GA DEPT OF EARLY CARE & LEARNG	33	68,140	DEVELOPING RESOURCE KITS TO SUPPORT ACTIVITIES FOR EARLY CHILDHOOD OBESITY PREVENTION
OFFICE OF SCHOOL READINESS	50	-2	OFFICE OF SCHOOL READINESS PRE-K PROGRAM
MURRY, VELMA MCBRIDE			
CENTER FOR DISEASE CONTROL	20	-277,932	SOCIOCULTURAL AND COMMUNITY RISK AND PROTECTIVE FACTORS FOR CHILD MALTREATMENT AND YOUTH VIOLENCE
CENTER FOR DISEASE CONTROL	20	493,718	YOUTH MALTREATMENT/VIOLENCE: RISK AND PROTECTIVE FACTORS
IOWA STATE UNIVERSITY	50	-245,855	NIMH CENTER FOR RESEARCH IN RURAL MENTAL HEALTH: FAMILY AND COMMUNITY HEALTH STUDY
IOWA STATE UNIVERSITY	50	245,885	NIMH CENTER FOR RESEARCH IN RURAL MENTAL HEALTH: FAMILY AND COMMUNITY HEALTH STUDY
IOWA STATE UNIVERSITY	50	-205,878	NIMH CENTER FOR RESEARCH IN RURAL MENTAL HEALTH: FAMILY AND COMMUNITY HEALTH STUDY (GIBBONS)

College/Department/Investigator/Sponsor	% Credit OSP	Total Amount	Title
IOWA STATE UNIVERSITY	50	205,878	NIMH CENTER FOR RESEARCH IN RURAL MENTAL HEALTH: FAMILY AND COMMUNITY HEALTH STUDY (GIBBONS)
NATIONAL INSTITUTES OF HEALTH	50	370,406	FAMILY PROCESSES AND RURAL AFRICAN-AMERICAN CHILDREN
NATIONAL INSTITUTES OF HEALTH	25	511,026	RISK AND RESILIENCE AMONG AFRICAN-AMERICAN YOUTH
NATIONAL INSTITUTES OF HEALTH	50	142,721	PREVENTION PROGRAMS FOR RURAL AFRICAN AMERICAN FAMILIES
NATIONAL INSTITUTES OF HEALTH	50	5,004	PREVENTION PROGRAMS FOR RURAL AFRICAN AMERICAN FAMILIES
NATIONAL INSTITUTES OF HEALTH	50	171,180	PREVENTION PROGRAMS FOR RURAL AFRICAN AMERICAN FAMILIES
NATIONAL INSTITUTES OF HEALTH	50	527,745	PREVENTION PROGRAMS FOR RURAL AFRICAN AMERICAN FAMILIES
NATIONAL INSTITUTES OF HEALTH	50	214,741	PREVENTION PROGRAMS FOR RURAL AFRICAN AMERICAN FAMILIES
NATIONAL INSTITUTES OF HEALTH	50	647,302	PREVENTING DRUG USE IN RURAL AFRICAN AMERICAN
NATIONAL INSTITUTES OF HEALTH	10	205,763	HIV RISK BEHAVIOR IN OUT-OF-SCHOOL RURAL AFRICAN AMERICAN YOUNG ADULTS
WILLIAM T GRANT FOUNDATION	50	175,165	INFORMAL MENTORING, RURAL AFRICAN AMERICAN EMERGING ADULTS AND SUBSTANCE USE
OLSON, REBECCA M			
GA DEPT OF EARLY CARE & LEARNG	20	646,842	ENHANCING THE EDUCATION OF EARLY CHILDHOOD PROFESSIONALS IN GEORGIA THROUGH MULTI-LEVEL TRAINING AND TECHNICAL ASSISTANCE
GA DEPT OF HUMAN RESOURCES	100	544	TRAINING AND TECHNICAL ASSISTANCE CHILD CARE PROJECT FOR NORTHEAST GEORGIA-COMPANION PROGRAM IMCOME ACCOUNT
GA DEPT OF HUMAN RESOURCES	100	-544	TRAINING AND TECHNICAL ASSISTANCE CHILD CARE PROJECT FOR NORTHEAST GEORGIA-COMPANION PROGRAM IMCOME ACCOUNT
GEORGIA CHILDCARE COUNCIL	100	0	COMPANION PROGRAM INCOME ACCOUNT FOR 580-334
QUINN, WILLIAM H			
US DEPT OF HEALTH & HUMAN SVCS	33	1,000	EVALUATION RESEARCH STUDY IN THE AREA OF AGGRESSION/INTERPERSONAL YOUTH VIOLENCE
US DEPT OF HEALTH & HUMAN SVCS	1	124,931	EVALUATION RESEARCH STUDY IN THE AREA OF AGGRESSION/INTERPERSONAL YOUTH VIOLENCE
US DEPT OF HEALTH & HUMAN SVCS	20	2,250,000	HEALTHY TEENS: UNDERSTANDING SOCIAL DEVELOPMENT FROM MIDDLE TO HIGH SCHOOL
US DEPT OF HEALTH & HUMAN SVCS	20	75,000	HEALTHY TEENS: UNDERSTANDING SOCIAL DEVELOPMENT FROM MIDDLE TO HIGH SCHOOL
SIMONS, LESLIE GORDON			
CENTER FOR DISEASE CONTROL	20	-277,932	SOCIOCULTURAL AND COMMUNITY RISK AND PROTECTIVE FACTORS FOR CHILD MALTREATMENT AND YOUTH VIOLENCE
CENTER FOR DISEASE CONTROL	20	493,718	YOUTH MALTREATMENT/VIOLENCE: RISK AND PROTECTIVE FACTORS
CENTER FOR DISEASE CONTROL	20	277,932	SOCIOCULTURAL AND COMMUNITY RISK AND PROTECTIVE FACTORS FOR CHILD MALTREATMENT AND YOUTH VIOLENCE
SIMONS, RONALD L			
CENTER FOR DISEASE CONTROL	20	277,932	SOCIOCULTURAL AND COMMUNITY RISK AND PROTECTIVE FACTORS FOR CHILD MALTREATMENT AND YOUTH VIOLENCE
SMITH, ANITA PAYNE			
GA DEPT OF EARLY CARE & LEARNG	100	945	COMPANION PROGRAM INCOME ACCOUNT 580-344
GA DEPT OF EARLY CARE & LEARNG	100	2,660	COMPANION PROGRAM INCOME ACCOUNT 580-344
GA DEPT OF EARLY CARE & LEARNG	100	-120	COMPANION PROGRAM INCOME ACCOUNT 580-344
GA DEPT OF EARLY CARE & LEARNG	100	0	PROGRAM INCOME FOR 580-342
GA DEPT OF EARLY CARE & LEARNG	20	646,842	ENHANCING THE EDUCATION OF EARLY CHILDHOOD PROFESSIONALS IN GEORGIA THROUGH MULTI-LEVEL TRAINING AND TECHNICAL ASSISTANCE
STONEMAN, ZOLINDA			
ASSN OF UNV CTR ON DISABILITIE	100	97,000	GEORGIA'S BCW TRACKING SYSTEM
GA BRAIN & SPINAL INJURY TRUST	100	25,000	EVALUATION AND RECOMMENDATION REPORT THAT ADDRESSES TRUST FUND CAPS, RESERVES AND FUTURE PLANNING
GA DEPT OF COMMUNITY AFFAIRS	100	6,312	GEORGIA PERSONAL ASSISTANCE SERVICE CORPS
GA DEPT OF COMMUNITY AFFAIRS	100	33,062	GEORGIA PERSONAL ASSISTANCE SERVICE CORPS
GA DEPT OF COMMUNITY AFFAIRS	100	29,821	GEORGIA PERSONAL ASSISTANCE SERVICE CORPS
GA DEPT OF COMMUNITY AFFAIRS	100	234,152	GEORGIA PERSONAL ASSISTANCE SERVICE CORPS
GA DEPT OF HUMAN RESOURCES	100	240,670	TO PROVIDE TRAINING AND TECHNICAL ASSISTANCE SUPPORT TO BABIES CAN'T WAIT, CHILDREN WITH SPECIAL NEEDS AND CHILDCARE PROVIDERS TO ENSURE FAMILY CENTERED AND CULTURALLY COMPETENT SERVICES
GA STATE UNIVERSITY	100	50,712	PROJECT SKILLED CREDENTIALLED EARLY INTERVENTIONISTS
STATEWIDE ILC OF GEORGIA, INC	100	523,604	JOBS FOR ALL
US DEPT OF HEALTH & HUMAN SVCS	100	461,298	ADMINISTRATIVE SUPPORT TO TRAIN PERSONNEL WHO SERVE INDIVIDUALS WHO HAVE DEVELOPMENTAL DISABILITIES

College/Department/Investigator/Sponsor	% Credit OSP	Total Amount	Title
US DEPT OF HEALTH & HUMAN SVCS	100	-461,298	ADMINISTRATIVE SUPPORT TO TRAIN PERSONNEL WHO SERVE INDIVIDUALS WHO HAVE DEVELOPMENTAL DISABILITIES
US DEPT OF HEALTH & HUMAN SVCS	100	500,000	ADMINISTRATIVE SUPPORT TO TRAIN PERSONNEL WHO SERVE INDIVIDUALS WHO HAVE DEVELOPMENTAL DISABILITIES
US DEPT OF HEALTH & HUMAN SVCS	100	500,000	ADMINISTRATIVE SUPPORT TO TRAIN PERSONNEL WHO SERVE INDIVIDUALS WHO HAVE DEVELOPMENTAL DISABILITIES
WALLINGA, CHARLOTTE R			
ACTION INC	100	97,595	HEAD START PROGRAM
GA DEPT OF EARLY CARE & LEARNG	20	646,842	ENHANCING THE EDUCATION OF EARLY CHILDHOOD PROFESSIONALS IN GEORGIA THROUGH MULTI-LEVEL TRAINING AND TECHNICAL ASSISTANCE
GA DEPT OF EARLY CARE & LEARNG	33	68,140	DEVELOPING RESOURCE KITS TO SUPPORT ACTIVITIES FOR EARLY CHILDHOOD OBESITY PREVENTION
OFFICE OF SCHOOL READINESS	50	-2	OFFICE OF SCHOOL READINESS PRE-K PROGRAM
<u>COLLEGE OF FAMILY & CONSUM SCI</u>			
ATILES, JORGE HORACIO			
FAMILY CONN PARTNERSHIP, INC.	50	17,000	FAMILY CONNECTION COMMUNITY COLLABORATIVES
NICKOLS, SHARON YVONNE			
UOFGA FOUNDATION	100	34,859	UGA FOUNDATION 50R5540 - TMI DISC
UOFGA FOUNDATION	100	340	UGA FOUNDATION FACS - TMI DISC 50T5540 9155400
UOFGA FOUNDATION	100	1,000	ENDOWMENT-CFD DISC - UGA FOUNDATION
UOFGA FOUNDATION	100	31,401	UGA FOUNDATION-FDN DISC 50R9830
UOFGA FOUNDATION	100	25,000	UGA FOUNDATION-FDN DISC 50R9830 9198300
UOFGA FOUNDATION	100	15,433	UGA FOUNDATION GOLDKIST LATINO PROGRAM ASSISTANT 50R7270
UOFGA FOUNDATION	100	3,000	UGA FOUNDATION GOLDKIST LATINO PROGRAM ASSISTANT 50R7270
UOFGA FOUNDATION	100	1,500	UGA FOUNDATION GOLDKIST LATINO PROGRAM ASSISTANT 50R7270
UOFGA FOUNDATION	100	1,723	UGA FOUNDATION GOLDKIST LATINO PROGRAM ASSISTANT 50R7270 91727000
UOFGA FOUNDATION	100	4,668	UGA FOUNDATION FACS DISCRETIONARY ACCOUNT 45D6840
UOFGA FOUNDATION	100	5,000	UGA FOUNDATION FACS DISCRETIONARY ACCOUNT 45D6840 85684000
UOFGA FOUNDATION	100	10,000	UGA FOUNDATION FACS DISCRETIONARY ACCOUNT 45D6840 8568400
UOFGA FOUNDATION	100	3,500	UGA FOUNDATION FACS DISCRETIONARY ACCOUNT 45D6840 8568400
QUIRK, CONSTANCE A			
US DEPT OF EDUCATION	100	174,990	REGIONAL OUTREACH TO EXPAND THE QUALITY AND EFFECTIVENESS OF EDUCATIONAL PROGRAMS FOR STUDENTS WITH SOCIAL/EMOTIONAL/BEHAVIORAL DISABILITIES
STEGELIN, FORREST E			
VARIOUS-INCOME	100	1,850	VARIOUS INCOME
VARIOUS-INCOME	100	300	VARIOUS INCOME
<u>FOOD & NUTRITION</u>			
BRIGMAN, TRACEY			
GA DEPT OF EDUCATION	100	16,675	SUMMER CULINARY INSTITUTE
CALDAROLA, NANCY T			
GA DEPT OF EDUCATION	100	26,000	SUMMER CULINARY INSTITUTE
GA DEPT OF EDUCATION	100	0	SUMMER CULINARY INSTITUTE COMPAINON PROGRAM INCOME ACCOUNT 10-11-RH581-382
FISCHER, JOAN G			
GA DEPT OF HUMAN RESOURCES	20	194,000	GOVERNOR'S WELLNESS INITIATIVE, LIVE HEALTHY GEORGIA: SENIORS TAKING CHARGE
NE GA REGIONAL DEVL CENTER	20	6,663	AAA1 STATE CBS EXERCISE
NE GA REGIONAL DEVL CENTER	20	24,849	AAA2 STATE CBS WELLNESS
NE GA REGIONAL DEVL CENTER	20	28,988	AAA3 FEDERAL OAA HEALTH PROMOTION
NE GA REGIONAL DEVL CENTER	20	10,485	AAA4 FEDERAL OAA MEDICATION MANAGEMENT
NE GA REGIONAL DEVL CENTER	20	28,000	AAA5 STATE CBS WELLNESS TAKE CHARGE OF YOUR HEALTH
GRIDER, ARTHUR			
AKC CANINE HEALTH FOUNDATION	100	12,906	LETHAL ACRODERMATITIS IN BULL TERRIERS: USING PROTEOMIC TECHNIQUES TO IDENTIFY THE GENETIC DEFECT
NATIONAL INSTITUTES OF HEALTH	5	349,600	NEUROMUSCULAR TARGETS OF BOTULINUM TOXIN
US DEPT OF ARMY	100	5,400	PROTEOMIC ANALYSIS OF TISSUES FOLLOWING HEMORRHAGE AND RESUSCITATION

College/Department/Investigator/Sponsor	% Credit OSP	Total Amount	Title
HARRIS, RUTH B			
NATIONAL INSTITUTES OF HEALTH	100	252,984	LEPTIN AND PERIPHERAL GLUCOSE METABOLISM
NATIONAL INSTITUTES OF HEALTH	100	258,733	CHRONIC EFFECTS OF ACUTE STRESS IN RATS
HAUSMAN, DOROTHY			
APTOTEC, INCORPORATED	20	100,000	FLAVONOID COMPOUNDS FOR THE PREVENTION OF OSTEOPOROSIS
APTOTEC, INCORPORATED	25	45,540	FLAVONOID COMPOUNDS FOR THE PREVENTION OF OSTEOPOROSIS
NATIONAL INSTITUTES OF HEALTH	99	49,830	POPULATION BASED MULTIDISCIPLINARY STUDY OF CENTENARIANS
NATIONAL INSTITUTES OF HEALTH	20	1,500,024	POPULATION BASED MULTIDISCIPLINARY STUDY OF CENTENARIANS
NATIONAL INSTITUTES OF HEALTH	20	96,855	POPULATION BASED MULTIDISCIPLINARY STUDY OF CENTENARIANS
JOHNSON, MARY ANN			
GA DEPT OF HUMAN RESOURCES	80	194,000	GOVERNOR'S WELLNESS INITIATIVE, LIVE HEALTHY GEORGIA: SENIORS TAKING CHARGE
NATIONAL INSTITUTES OF HEALTH	20	1,500,024	POPULATION BASED MULTIDISCIPLINARY STUDY OF CENTENARIANS
NATIONAL INSTITUTES OF HEALTH	20	96,855	POPULATION BASED MULTIDISCIPLINARY STUDY OF CENTENARIANS
NE GA REGIONAL DEVL CENTER	80	6,663	AAA1 STATE CBS EXERCISE
NE GA REGIONAL DEVL CENTER	80	24,849	AAA2 STATE CBS WELLNESS
NE GA REGIONAL DEVL CENTER	80	28,988	AAA3 FEDERAL OAA HEALTH PROMOTION
NE GA REGIONAL DEVL CENTER	80	10,485	AAA4 FEDERAL OAA MEDICATION MANAGEMENT
NE GA REGIONAL DEVL CENTER	80	28,000	AAA5 STATE CBS WELLNESS TAKE CHARGE OF YOUR HEALTH
MARABLE, NINA			
GA DEPT OF EDUCATION	100	0	SUMMER CULINARY INSTITUTE - COMPANION PROGRAM INCOME ACCOUNT 10-11- RH581-116
MULLIS, REBECCA MCNEILL			
GA STATE UNIVERSITY	100	30,000	PREVENTING CHILDHOOD OVERWEIGHT AND INCREASING PHYSICAL ACTIVITY AMONG GEORGIA'S YOUNG PEOPLE
HEALTHCARE GEORGIA FOUNDATION	100	275,000	EVALUATION AND TECHNICAL FOUNDATION
NICKOLS, SHARON YVONNE			
UOFGA FOUNDATION	100	-9,931	UGA FOUNDATION RJM DISCRETIONARY 45R5910
WALLINGA, CHARLOTTE R			
ACTION INC	100	0	HEAD START 06 PROGRAM INCOME ACCOUNT
HOUSING & CONSUMER ECONOMICS			
CARSWELL, ANDREW THOMAS			
UNITED WAY OF METRO ATLANTA	100	31,965	INDIVIDUAL DEVELOPMENT ACCOUNT FOR HOMEOWNERSHIP RESEARCH PROJECT
CUDE, BRENDA J			
VARIOUS-INCOME	100	0	DEPT ACCOUNT FOR RESIDUAL BALANCE POLICY
MARLOWE, JULIA			
GA GOV OFFICE OF CONS. AFFAIRS	100	28,896	INVESTIGATION OF PRE-PURCHASE CLAIMS FOR PREPAID TELEPHONE CARDS
MOSS, JOAN KOONCE			
UNIV EMPLOYEES FED CREDIT UNIO	50	3,388	SERVICE LEARNING THROUGH FINANCIAL EDUCATION WORKSHOPS FOR UGA STAFF
PALMER, LANCE			
UNIV EMPLOYEES FED CREDIT UNIO	50	3,388	SERVICE LEARNING THROUGH FINANCIAL EDUCATION WORKSHOPS FOR UGA STAFF
RODGERS, THOMAS F			
GA HOUSING AND FINANCE AUTH	100	5,000	SANDERSON HOUSING PROJECT
SWEANEY, ANNE L			
GA AFFORDABLE HOUSING COALITN	50	62,662	ECONOMIC IMPACT OF LOW-INCOME HOUSING TAX CREDITS
TINSLEY, KAREN LEE			
UOFGA FOUNDATION	100	-11,184	UGA FOUNDATION HDRC DISCRETIONARY 45R1150 81115000
UOFGA FOUNDATION	100	11,184	UGA FOUNDATION HDRC DISCRETIONARY 45R1150 81115000
UOFGA FOUNDATION	100	-44,355	UGA FOUNDATION HDRC DISCRETIONARY 45R1150 81115000
US DEPARTMENT OF AGRICULTURE	100	75,000	GEORGIA INSTITUTE FOR COMMUNITY HOUSING

College/Department/Investigator/Sponsor	% Credit OSP	Total Amount	Title
<u>INST ON HUMAN DEV & DISABILITY</u>			
STONEMAN, ZOLINDA			
GA DEPT OF COMMUNITY AFFAIRS	100	0	PROGRAM INCOME FOR ACCOUNT 10-31-RE584-366
GA DEPT OF COMMUNITY AFFAIRS	100	4,443	PROGRAM INCOME FOR ACCOUNT 10-31-RE584-366
GA DEPT OF COMMUNITY AFFAIRS	100	0	PROGRAM INCOME ACCOUNT FOR 10-31-RE584-366
GA DEPT OF COMMUNITY AFFAIRS	100	1,320	PROGRAM INCOME ACCOUNT FOR 10-31-RE584-366
<u>TEXTILES-MERCHANDISE-INTERIORS</u>			
HARDIN, IAN R			
VARIOUS-INCOME	100	0	DEPT ACCOUNT FOR RESIDUAL BALANCE POLICY
NICKOLS, SHARON YVONNE			
UOFGA FOUNDATION	100	1,000	UGA FOUNDATION-GEORGIA POWER PROFESSOR 40R1230 7112300
UOFGA FOUNDATION	100	10,000	UGA FOUNDATION-GEORGIA POWER PROFESSOR 40R1230 7112300
UOFGA FOUNDATION	100	1	UGA FOUNDATION TMI FOUNDATION COMPANION ACCOUNT 9155400
YANG, CHARLES Q			
CLEMSON UNIVERSITY	100	25,000	EFFECT OF SILICONE FINISHES ON THE BURNING BEHAVIOR OF PET
<i>COLLEGE OF PHARMACY</i>			
<u>CLINICAL AND ADMIN PHARMACY</u>			
CHISHOLM, MARIE A			
C & M MASON TRUST	100	1,509,865	CONTINUATION OF THE MEDICATION ACCESS PROGRAM
DIPIRO, JOSEPH T			
UOFGA FOUNDATION	100	-7,372	ENDOWMENT TRUST AGREEMENT THRU FDN UGA FOUNDATION PANOZ-DIPIRO 40R3490
ERGUL, ADVIYE			
NATIONAL INSTITUTES OF HEALTH	100	227,764	VASCULAR PROTECTION AND ENDOTHELIN B RECEPTORS IN DIABETES
PHILIP MORRIS	100	192,156	MICROVASCULAR REMODELING AND CEREBROVASCULAR COMPLICATIONS IN DIABETES
FAGAN, SUSAN C			
AMER FOUND FOR PHAR EDUC	100	6,000	THE CENTRAL CHOLINERGIC SYSTEM AS A THERAPEUTIC TARGET FOR THE COGNITIVE DYSFUNCTION OF SCHIZOPHRENIA - 2006 AFPE FOR ELIZABETH HOHNADEL
MEDICAL UNIVERSITY OF S C	100	27,521	NEUROPROTECTION IN PARKINSONS DISEASE - DRUG REVIEW
FRANIC, DUSKA M			
PHRMA FOUNDATION	100	30,000	THE USE OF PREFERENCES TO MEASURE THE BENEFIT AND BURDEN OF TWO TREATMENT APPROACHES IN STUTTERING: PROLONGED SPEECH VERSUS MODIFYING PHONATION INTERVALS PROGRAM
KWONG, WINGHAN JACQUELINE			
PHRMA FOUNDATION	100	30,000	CONTINUITY OF MIGRAINE HEADACHE CARE FOLLOWING EMERGENCY DEPARTMENT VISITS: EFFECTS ON HEALTH CARE RESOURCE USE AND EXPENDITURES
PERRI III, MATTHEW			
AMER FOUND FOR PHAR EDUC	100	6,000	2006 PRE-DOCTORAL FELLOWSHIP - BRENT L ROLLINS
VARIOUS-INCOME	100	7,500	VARIOUS PERRI (TRANSFERRED FROM KOTZA TO PERRI FY2005)
VARIOUS-INCOME	100	7,500	VARIOUS PERRI (TRANSFERRED FROM KOTZA TO PERRI FY2005)
SHEPHERD, JOHN GREENE			
MEDICAL COLLEGE OF GEORGIA	100	40,000	CDLS-DECONTAMINATION
MEDICAL COLLEGE OF GEORGIA	100	-27,388	BASIC DISASTER LIFE SUPPORT COURSES
TERRY JR, ALVIN V			
MEDICAL COLLEGE OF GEORGIA	100	-31,009	COTININE, A NEUROACTIVE CONSTITUENT OF TOBACCO: A SYSTEMS STUDY
NATIONAL INSTITUTES OF HEALTH	95	-217,034	CHOLINESTERASE INHIBITORS, AXONAL TRANSPORT AND MEMORY
NATIONAL INSTITUTES OF HEALTH	95	217,034	CHOLINESTERASE INHIBITORS, AXONAL TRANSPORT AND MEMORY
NATIONAL INSTITUTES OF HEALTH	95	47,883	CHOLINESTERASE INHIBITORS, AXONAL TRANSPORT AND MEMORY
NATIONAL INSTITUTES OF HEALTH	95	-47,883	CHOLINESTERASE INHIBITORS, AXONAL TRANSPORT AND MEMORY
<u>COLLEGE OF PHARMACY</u>			
BROOKS, PAUL J			
VARIOUS-INCOME	100	41,368	VARIOUS INCOME VARIOUS
VARIOUS-INCOME	100	24,975	VARIOUS INCOME VARIOUS

College/Department/Investigator/Sponsor	% Credit OSP	Total Amount	Title
VARIOUS-INCOME	100	110,642	VARIOUS INCOME VARIOUS
VARIOUS-INCOME	100	-16,200	VARIOUS INCOME VARIOUS
VARIOUS-INCOME	100	26,325	VARIOUS INCOME VARIOUS
VARIOUS-INCOME	100	85,925	VARIOUS INCOME VARIOUS
VARIOUS-INCOME	100	2,025	VARIOUS INCOME VARIOUS
VARIOUS-INCOME	100	2,055	VARIOUS INCOME VARIOUS
VARIOUS-INCOME	100	9,451	VARIOUS INCOME VARIOUS
VARIOUS-INCOME	100	10,000	VARIOUS INCOME VARIOUS
VARIOUS-INCOME	100	500	VARIOUS INCOME
FAGAN, SUSAN C			
UOFGA FOUNDATION	100	10,000	UGA FOUNDATION HAYES PHARMACY ENDOWMENT CAP INTERIM DEPARTMENT HEAD 40R0380/7103600
FINCHAM, JACK			
UOFGA FOUNDATION	100	12,357	UGA FOUNDATION JOWDY PROFESSORSHIP IN PHARMACY CARE 40R0610
OIE, SVEIN			
UOFGA FOUNDATION	100	35,287	UGA FOUNDATION PHARMACY GENERAL DISCRETIONARY 45R6850
<u>PHARMACEUTICAL & BIOMED SCIENC</u>			
BARTLETT, MICHAEL GRIFFITH			
MEDICAL COLLEGE OF GEORGIA	100	18,907	CHOLINESTERASE INHIBITORS, AXONAL TRANSPORT AND MEMORY
MEDICAL UNIVERSITY OF S C	25	53,013	PRESYSTEMIC ELIMINATION OF TRICHLOROETHYLENE AND ITS INTERACTIONS WITH ALCOHOL: HOW IMPORTANT ARE THEY AT ENVIRONMENTAL EXPOSURE LEVELS
MEDICAL UNIVERSITY OF S C	25	17,755	PRESYSTEMIC ELIMINATION OF TRICHLOROETHYLENE AND ITS INTERACTIONS WITH ALCOHOL: HOW IMPORTANT ARE THEY AT ENVIRONMENTAL EXPOSURE LEVELS
NATIONAL INSTITUTES OF HEALTH	5	217,034	CHOLINESTERASE INHIBITORS, AXONAL TRANSPORT AND MEMORY
NATIONAL INSTITUTES OF HEALTH	5	-217,034	CHOLINESTERASE INHIBITORS, AXONAL TRANSPORT AND MEMORY
NATIONAL INSTITUTES OF HEALTH	5	-47,883	CHOLINESTERASE INHIBITORS, AXONAL TRANSPORT AND MEMORY
NATIONAL INSTITUTES OF HEALTH	5	47,883	CHOLINESTERASE INHIBITORS, AXONAL TRANSPORT AND MEMORY
US DEPT OF AIR FORCE	20	79,997	DEVELOPMENT FOR PBPK MODEL FOR JP-8
BRUCKNER, JAMES V			
MEDICAL UNIVERSITY OF S C	60	53,013	PRESYSTEMIC ELIMINATION OF TRICHLOROETHYLENE AND ITS INTERACTIONS WITH ALCOHOL: HOW IMPORTANT ARE THEY AT ENVIRONMENTAL EXPOSURE LEVELS
MEDICAL UNIVERSITY OF S C	60	17,755	PRESYSTEMIC ELIMINATION OF TRICHLOROETHYLENE AND ITS INTERACTIONS WITH ALCOHOL: HOW IMPORTANT ARE THEY AT ENVIRONMENTAL EXPOSURE LEVELS
CAPOMACCHIA, ANTHONY C			
SLOAN FOUNDATION	100	2,000	MINORITY PH.D. RECRUITMENT AND RETENTION IN PHARMACEUTICAL BIOMEDICAL SCIENCES AT UNIVERSITY OF GEORGIA
CHU, CHUNG K			
AUBURN UNIVERSITY	100	17,937	CARBOCYCLIC NUCLEOSIDES FOR EMERGING VIRAL DISEASES
AUBURN UNIVERSITY	100	23,725	CARBOCYCLIC NUCLEOSIDES FOR EMERGING VIRAL DISEASES
AUBURN UNIVERSITY	100	0	CARBOCYCLIC NUCLEOSIDES FOR EMERGING VIRAL DISEASES (NIH)
AUBURN UNIVERSITY	100	448,466	CARBOCYCLIC NUCLEOSIDES FOR EMERGING VIRAL DISEASES (NIH)
NATIONAL INSTITUTES OF HEALTH	100	503,323	SYNTHESIS AND BIOTRANSFORMATION OF ANTI-HIV PRODRUGS
UNIVERSITY OF ALABAMA	100	105,161	CHEMOTHERAPY AND TOXOPLASMA ADENOSINE KINASE
UOFGA RESEARCH FOUNDATION INC	100	2	PIRF MED CHEM
UOFGA RESEARCH FOUNDATION INC	100	2	ROYALTY RSCH/CHU
UOFGA RESEARCH FOUNDATION INC	100	58,435	ROYALTY RSCH/CHU
UOFGA RESEARCH FOUNDATION INC	100	2,261	ROYALTY RSCH/CHU
CUMMINGS, BRIAN S			
AMER FOUND FOR PHAR EDUC	100	6,000	CALCIUM-INDEPENDENT PHOSPHOLIPASE A2 MEDIATES NEURONAL CELL DEATH DURING OXIDATIVE STRESS INDUCED BY DRUGS OF ABUSE-2006 AFPE B. PETERSON
GEORGIA CANCER COALITION	100	50,000	ROLE OF CA2+ INDEPENDENT PHOSPHOLIPASE A2 IN CHEMOTHERAPEUTIC-INDUCED CANCER CELL DEATH
DALLAS, CHAM E			
MEDICAL COLLEGE OF GEORGIA	100	115,000	BIOTERRORISM TRAINING AND CURRICULUM DEVELOPMENT PROGRAM

College/Department/Investigator/Sponsor	% Credit OSP	Total Amount	Title
FRANKLIN, JAMES LEE			
GUILFORD PUBLICATIONS INC	100	-1,498	EFFECTS OF MPT INHIBITORS ON SURVIVAL OF NGF-DEPRIVED SYMPATHETIC NEURONS
NATIONAL INSTITUTES OF HEALTH	100	217,856	FREE RADICALS AND MITOCHONDRIA IN NEURONAL APOPTOSIS
NATIONAL INSTITUTES OF HEALTH	100	48,065	FREE RADICALS AND MITOCHONDRIA IN NEURONAL APOPTOSIS
GREENSPAN, PHILLIP			
AMER FOUND FOR PHAR EDUC	100	6,000	THE EFFECTS OF MUSCADINE GRAPES AND SORGHUM BRAN ON GLYCATION PRODUCT FORMATION IN THE FRUCTOSE FED ANIMAL-2006 AFPE PRE-DOCTORAL FELLOWSHIP- AMY BURDETTE
US DEPARTMENT OF AGRICULTURE	50	28,800	DEVELOPMENT OF SORGHUM WAX AS A NUTRACEUTICAL FOOD SUPPLEMENT AND FUNCTIONAL FOOD INGREDIENT
HARTLE, DIANE K			
AMER FOUND FOR PHAR EDUC	100	6,000	THE EFFECT OF MUSCADINE GRAPES IN ANIMAL MODELS OF INFLAMMATION: 2006 AFPE PRE-DOCTORAL FELLOWSHIP -EVE BRALLEY
MUSCADINE PRODUCTS CORP	50	96,500	ANTI-INFLAMMATORY EFFECTS OF MUSCADINE GRAPE PRODUCTS ON GASTROINTESTINAL DISEASE IN CHICKENS AND RATS (USDA)
US DEPARTMENT OF AGRICULTURE	50	28,800	DEVELOPMENT OF SORGHUM WAX AS A NUTRACEUTICAL FOOD SUPPLEMENT AND FUNCTIONAL FOOD INGREDIENT
MOMANY, CORY			
MEDICAL COLLEGE OF GEORGIA	100	6,000	RNA INTERFERENCE OF VEGF PATHWAYS
NATIONAL SCIENCE FOUNDATION	100	90,000	STRUCTURAL STUDIES OF TWO LYSR-TYPE REGULATORS: BENM AND CATM
US DEPARTMENT OF ENERGY	2	237,500	INTEGRATING THE MOLECULAR MACHINES OF MERCURY DETOXIFICATION INTO HOST CELL BIOLOGY
NAIR, VASU			
AUBURN UNIVERSITY	100	204,938	NUCLEOSIDE THERAPEUTICS FOR POX AND FILO VIRUSES
AUBURN UNIVERSITY	100	0	NUCLEOSIDE THERAPEUTICS FOR POX AND FILO VIRUSES
AUBURN UNIVERSITY	100	390,089	NUCLEOSIDE THERAPEUTICS FOR POX AND FILO VIRUSES
UOFGA FOUNDATION	100	0	UGA FOUNDATION TERRY PHARMACY ENDOWMENT 40R0130
UOFGA RESEARCH FOUNDATION INC	100	58,434	PIRF MED CHEM
UOFGA RESEARCH FOUNDATION INC	100	2,261	PIRF MED CHEM
PENCE, SHELLEY HOOKS			
AMER FOUND FOR PHAR EDUC	100	6,000	2006 PRE-DOCTORAL FELLOWSHIP - JILLIAN H HURST
ELSA U PARDEE FOUNDATION	100	66,038	RGS PROTEINS AS NOVEL MOLECULAR TARGETS FOR OVARIAN CANCER THERAPEUTICS
GEORGIA CANCER COALITION	100	49,000	RGS PROTEIN REGULATION LPA SIGNALING IN OVARIAN CANCER
WEST, LYNDON MICHAEL			
AM SOCIETY OF PHARMACOGNOSY	100	5,000	A NOVEL APPROACH TO THE IDENTIFICATION OF BIOACTIVE MARINE NATURAL PRODUCTS
UOFGA RESEARCH FOUNDATION INC	100	200,000	UGARF FUNDS FOR STARTUP
WHITE, CATHERINE A			
MEDICAL UNIVERSITY OF S C	15	53,013	PRESYSTEMIC ELIMINATION OF TRICHLOROETHYLENE AND ITS INTERACTIONS WITH ALCOHOL: HOW IMPORTANT ARE THEY AT ENVIRONMENTAL EXPOSURE LEVELS
MEDICAL UNIVERSITY OF S C	15	17,755	PRESYSTEMIC ELIMINATION OF TRICHLOROETHYLENE AND ITS INTERACTIONS WITH ALCOHOL: HOW IMPORTANT ARE THEY AT ENVIRONMENTAL EXPOSURE LEVELS

COLLEGE OF PUBLIC HEALTH

GERONTOLOGY

GLASS, ANNE P

US DEPT OF HEALTH & HUMAN SVCS	40	341,665	GERIATRIC EDUCATION CENTERS FRAIL ELDER
--------------------------------	----	---------	---

POON, LEONARD W

NATIONAL INSTITUTES OF HEALTH	1	49,830	POPULATION BASED MULTIDISCIPLINARY STUDY OF CENTENARIANS
NATIONAL INSTITUTES OF HEALTH	40	1,500,024	POPULATION BASED MULTIDISCIPLINARY STUDY OF CENTENARIANS
NATIONAL INSTITUTES OF HEALTH	40	96,855	POPULATION BASED MULTIDISCIPLINARY STUDY OF CENTENARIANS
UOFGA FOUNDATION	100	3,813	UGA FOUNDATION GERONTOLOGY CENTER STUDENT CONV 50R0650 91065000
UOFGA FOUNDATION	100	-1,469	UGA FOUNDATION GERONTOLOGY CENTER 45R4230 91423000
UOFGA FOUNDATION	100	-250	UGA FOUNDATION GERONTOLOGY CENTER/AGING LAB 45R4460 81446000
US DEPT OF HEALTH & HUMAN SVCS	60	341,665	GERIATRIC EDUCATION CENTERS FRAIL ELDER

College/Department/Investigator/Sponsor	% Credit OSP	Total Amount	Title
<u>HEALTH PROMOTION & BEHAVIOR</u>			
COTTON, CAROL PHILLIPS			
US DEPT OF TRANSPORTATION	90	60,000	DATA ANALYSIS AND EVALUATION
DEJOY, DAVID M			
US DEPT OF HEALTH & HUMAN SVCS	50	17,600	HEALTHY WORK ORGANIZATION PROJECT
FORS, STUART W			
US DEPT OF TRANSPORTATION	10	60,000	DATA ANALYSIS AND EVALUATION
WILSON, MARK G			
UOFGA FOUNDATION	100	200	UGA FOUNDATION-HPB ALUMNI ACCOUNT 50R3290
UOFGA FOUNDATION	100	23,220	UGA FOUNDATION - WHG SUPPORT FUND 50R8350
US DEPT OF HEALTH & HUMAN SVCS	50	17,600	HEALTHY WORK ORGANIZATION PROJECT
<u>COLLEGE OF VETERINARY MEDICINE</u>			
<u>ANATOMY AND RADIOLOGY</u>			
CROWELL-DAVIS, SHARON L			
CEVA LABORATORIES	100	-91	EVALUATION OF THE EFFICACY OF SYNTHETIC PHEROMONE ANALOGUE IN THE TREATMENT OF STORMPHOBIA IN DOGS
HOGAN, ROBERT JEFF			
EMORY UNIVERSITY	50	49,997	IDENTIFICATION OF FRANCISELLA TULARENSIS-SPECIFIC HUMAN T CELL EPITOPES
SOUTHERN RESEARCH INSTITUTE	100	311,322	THE INFLUENCES OF N- AND O-LINKED GLYCOSYLATION ON THE IMMUNOGENICITY OF THE EBOLA VIRUS GLYCOPROTEIN
UOFGA RESEARCH FOUNDATION INC	100	75,000	UGARF FUNDS FOR STARTUP
KRUNKOSKY, THOMAS M			
ACVO VISION FOR ANIMALS FNDTN	5	3,000	IDENTIFICATION OF OCULAR TISSUE MMPS WITHIN THE AQUEOUS HUMOR OUTFLOW PATHWAY IN THE CANINE EYE
ROBERTS, ROYCE E			
VARIOUS-INCOME	100	0	DEPT ACCOUNT FOR RESIDUAL BALANCE POLICY
<u>ATHENS DIAGNOSTIC LAB</u>			
BLAS-MACHADO, URIEL			
MERIAL	45	19,014	MERIAL STUDY 05-148: EVALUATION OF THE RESPONSE TO CHALLENGE WITH PORCINE CIRCOVIRUS TYPE 2(PCV2) IN PCVS-SERONEGATIVE PIGLETS OBTAINED BY SEGREGATED EARLY WEANING (SEW)
BROWN, CATHY ANN			
UOFGA RESEARCH FOUNDATION INC	100	1,808	INVENTOR'S RESEARCH DISTRIBUTION PROGRAM
UOFGA RESEARCH FOUNDATION INC	100	1,802	INVENTOR'S RESEARCH DISTRIBUTION PROGRAM
ELLIS, ANGELA E			
NATIONAL INSTITUTES OF HEALTH	5	221,250	MOLECULAR AND BIOLOGICAL CHARACTERIZATION OF TRYPANOSOMA CRUZI FROM UNITED STATES
MILLER, DORIS MARIE			
GA DEPT OF AGRICULTURE	100	1,324,323	DIAGNOSTIC SERVICES RELATIVE TO THE DIAGNOSIS, TREATMENT, PREVENTION, CONTROL AND ERADICATION OF ANIMAL DISEASES 2007
GA DEPT OF AGRICULTURE	100	0	ATHENS LAB PROGRAM INCOME ACCOUNT 2007
US DEPARTMENT OF AGRICULTURE	100	-360,000	BSE SURVEILLANCE
US DEPARTMENT OF AGRICULTURE	100	264,000	BSE SURVEILLANCE
US DEPARTMENT OF AGRICULTURE	100	35,736	BSE SURVEILLANCE
US DEPARTMENT OF AGRICULTURE	100	26,976	BSE SURVEILLANCE
US DEPARTMENT OF AGRICULTURE	100	26,652	BSE SURVEILLANCE
US DEPARTMENT OF AGRICULTURE	100	30,636	BSE TESTING
US DEPARTMENT OF AGRICULTURE	40	300,834	CORE ANIMAL DIAGNOSTIC LABORATORY; NAHLN: GA
US DEPARTMENT OF AGRICULTURE	90	208,793	CLASSICAL SWINE FEVER SURVEILLANCE
SALIK, JEREMIAH T			
AM ASSN OF VET LAB DIAGNOSTICN	100	31,250	EDITORIAL SUPPORT FOR THE JOURNAL OF VETERINARY DIAGNOSTIC INVESTIGATION
<u>DIAGNOSTIC LABS STAFF BENEFITS</u>			
MILLER, DORIS MARIE			
GA DEPT OF AGRICULTURE	100	0	GADA ATHENS/TIFTON PROGRAM INCOME 2005
GA DEPT OF AGRICULTURE	100	1	GADA ATHENS/TIFTON PROGRAM INCOME 2006

College/Department/Investigator/Sponsor	% Credit OSP	Total Amount	Title
GA DEPT OF AGRICULTURE	100	1	ATHENS/ TIFTON LAB PROGRAM INCOME ACCOUNT 2007
INFECTIOUS DISEASES			
DZIMIANSKI, MICHAEL T			
NATIONAL INSTITUTES OF HEALTH	10	422,240	FILARIASIS RESEARCH REAGENT RESOURCE CENTER
NATIONAL INSTITUTES OF HEALTH	15	139,499	FURNISH BRUGIA MALAYI ADULT WORMS AND/OR B. MALAYI INFECTIVE LARVAE
EVANS, DONALD L			
US DEPARTMENT OF AGRICULTURE	50	300,000	A NOVEL TELEOST PATTERN RECOGNITION RECEPTOR AND ITS ROLE IN ANTIMICROBIAL INNATE IMMUNITY
HODGE, THOMAS			
HUDSON-ALPHA INST FOR BIOTECHN	100	287,500	IDENTIFICATION OF HOST GENES REQUIRED FOR VIRAL PATHOGENESIS
HONDALUS, MARY K			
HARVARD UNIVERSITY	100	89,506	NEEDLE FREE VACCINATION VIA NANOPARTICLE AEROSOLS
HARVARD UNIVERSITY	100	30,273	NEEDLE FREE VACCINATION VIA NANOPARTICLE AEROSOLS
NATIONAL INSTITUTES OF HEALTH	100	331,200	VIRULENCE OF THE OPPORTUNISTIC PATHOGEN RHODOCOCCIS EQUI
JASO-FRIEDMANN, LILIANA			
US DEPARTMENT OF AGRICULTURE	50	300,000	A NOVEL TELEOST PATTERN RECOGNITION RECEPTOR AND ITS ROLE IN ANTIMICROBIAL INNATE IMMUNITY
KAPLAN, RAY MATTHEW			
DIVERGENCE, INC.	100	2,996	MAINTENANCE OF GASTROINTESTINAL NEMATODES FOR IN VITRO DRUG EFFICACY TESTING
FORT VALLEY STATE UNIVERSITY	100	22,482	SUSTAINABLE CONTROL OF GASTROINTESTINAL NEMATODES IN SMALL RUMINANTS
FORT VALLEY STATE UNIVERSITY	100	50,000	USE OF CONDENSED TANNIN - CONTAINING PLANTS TO CONTROL GASTROINTESTINAL NEMATODES IN SHEEP AND GOATS
NATIONAL INSTITUTES OF HEALTH	20	422,240	FILARIASIS RESEARCH REAGENT RESOURCE CENTER
KARLS, RUSSELL KENNETH			
EMORY UNIVERSITY	50	47,696	SEBECT: ALPHA-CHRYSTALLIN AS A MARKER OF MYCOBACTERIUM TUBERCULOSIS LATENCY
EMORY UNIVERSITY	50	49,997	IDENTIFICATION OF FRANCISELLA TULARENSIS-SPECIFIC HUMAN T CELL EPITOPES
LITTLE, SUSAN E			
NATIONAL INSTITUTES OF HEALTH	70	-73,600	DIAGNOSTIC ASSAYS FOR BORRELIA IONESTARI
MCCALL, JOHN W			
NATIONAL INSTITUTES OF HEALTH	70	422,240	FILARIASIS RESEARCH REAGENT RESOURCE CENTER
NATIONAL INSTITUTES OF HEALTH	70	139,499	FURNISH BRUGIA MALAYI ADULT WORMS AND/OR B. MALAYI INFECTIVE LARVAE
UNIV OF ALABAMA AT BIRMINGHAM	100	20,000	TRANSFECTION AND PROMOTER ANALYSIS OF BRUGIA MALAYI (MODULAR SUBCONTRACTOR FOR UAB)
QUINN, FREDERICK DAVID			
EMORY UNIVERSITY	50	47,696	SEBECT: ALPHA-CHRYSTALLIN AS A MARKER OF MYCOBACTERIUM TUBERCULOSIS LATENCY
STALLKNECHT, DAVID E			
GA DEPT OF HUMAN RESOURCES	40	81,197	VECTOR-BORNE DISEASE SURVEILLANCE - WILD BIRD, MOSQUITO AND TICK LABORATORY SUPPORT
MORRIS ANIMAL FOUNDATION	100	35,000	MOSQUITO HOST PREFERENCE FOR PERIDOMESTIC AVIAN SPECIES INVOLVED IN WEST NILE VIRUS EPIDEMIOLOGY
MORRIS ANIMAL FOUNDATION	75	11,700	HPAI WILD BIRDS: POTENTIAL FOR A NEW WILDLIFE DISEASE OR DEAD END
MORRIS ANIMAL FOUNDATION	30	98,660	EPIZOOLOGY OF LATENT AND ACTIVE DUCK PLAGUE VIRUS INFECTION IN FREE- FLYING WATERFOWL
NATIONAL INSTITUTES OF HEALTH	15	-73,600	DIAGNOSTIC ASSAYS FOR BORRELIA IONESTARI
US DEPARTMENT OF AGRICULTURE	100	50,000	DETERMINE BASELINE RATE OF AVIAN PATHOGENS IN WILD BIRDS OF MIDWESTERN AND SOUTHEASTERN U.S. FOR HOMELAND SECURITY SURVEILLANCE
US DEPARTMENT OF AGRICULTURE	15	315,000	TRANSMISSIBILITY AND HOST PREDILECTION OF EPIDEMIC VESICULAR STOMATITIS NEW JERSEY VIRUS STRAINS
US DEPARTMENT OF AGRICULTURE	5	25,000	PSEUDORABIES VIRUS AND BRUCELLA SUI IN TRANSITIONAL AND FERAL SWINE

College/Department/Investigator/Sponsor	% Credit OSP	Total Amount	Title
SUPAKORDEJ, PRASIT			
NATIONAL INSTITUTES OF HEALTH	15	139,499	FURNISH BRUGIA MALAYI ADULT WORMS AND/OR B. MALAYI INFECTIVE LARVAE
TOMPKINS, STEPHEN M			
UOFGA RESEARCH FOUNDATION INC	100	75,000	UGARF FUNDS FOR STARTUP
TRIPP, RALPH A			
NUMICO RESEARCH AUSTRALIA PTY	100	16,065	PHASE I: CALF STUDY
VARELA, ANDREA SOARES			
NATIONAL INSTITUTES OF HEALTH	75	105,939	INFECTION DYNAMICS OF EHRLICHIA CHAFFEENSIS
YABSLEY, MICHAEL JOHN			
GA DEPT OF HUMAN RESOURCES	5	81,197	VECTOR-BORNE DISEASE SURVEILLANCE - WILD BIRD, MOSQUITO AND TICK LABORATORY SUPPORT
<u>LARGE ANIMAL MEDICINE</u>			
BARTON, MICHELLE HENRY			
AM COL OF VET INTERNAL MED FND	60	9,485	RELATIVE ADRENAL INSUFFICIENCY IN CRITICALLY ILL NEONATAL FOALS
DONOVAN, DOUGLAS C			
AMERICAN QUARTER HORSE ASSN	25	62,814	IN VITRO MODELS OF CELLULAR LEVEL PROCESSES IN THE EARLY PATHOGENESIS OF BLACK WALNUT INDUCED LANINITIS
HART, KELSEY A			
AM COL OF VET INTERNAL MED FND	30	9,485	RELATIVE ADRENAL INSUFFICIENCY IN CRITICALLY ILL NEONATAL FOALS
HURLEY, DAVID JOHN			
AMERICAN QUARTER HORSE ASSN	40	62,814	IN VITRO MODELS OF CELLULAR LEVEL PROCESSES IN THE EARLY PATHOGENESIS OF BLACK WALNUT INDUCED LANINITIS
OHIO STATE UNIVERSITY	50	133,820	LEUKOCYTE ACTIVATION IN THE DEVELOPMENTAL PERIOD OF EQUINE LAMINITIS
MOORE, JAMES N			
AMERICAN QUARTER HORSE ASSN	15	62,814	IN VITRO MODELS OF CELLULAR LEVEL PROCESSES IN THE EARLY PATHOGENESIS OF BLACK WALNUT INDUCED LANINITIS
BERNICE BARBOUR FOUNDATION,INC	100	196	INTEREST INCOME FOR ACCOUNT 1021RR230142
BERNICE BARBOUR FOUNDATION,INC	100	5	INTEREST INCOME FOR ACCOUNT 1021RR230142
BERNICE BARBOUR FOUNDATION,INC	100	64	INTEREST INCOME FOR ACCOUNT 1021RR230142
BERNICE BARBOUR FOUNDATION,INC	100	62	INTEREST INCOME FOR ACCOUNT 1021RR230142
BERNICE BARBOUR FOUNDATION,INC	100	26	INTEREST INCOME FOR ACCOUNT 1021RR230142
GRAYSON-JOCKEY CLUB RSCH FNDTN	25	22,745	USE OF MICROARRAYS TO CHARACTERIZE ENDOTOXEMIA IN VIVO
OHIO STATE UNIVERSITY	50	133,820	LEUKOCYTE ACTIVATION IN THE DEVELOPMENTAL PERIOD OF EQUINE LAMINITIS
UOFGA RESEARCH FOUNDATION INC	100	1	INVENTORS RESEARCH DISTRIBUTION
MUELLER, P O ERIC			
US EQUESTRIAN, INC.	20	25,000	DEGENERATIVE SUSPENSORY LIGAMENT DESMITS IN HORSES
PENCE, MELVIN E			
US DEPARTMENT OF AGRICULTURE	80	60,664	GEORGIA JOHNE'S DISEASE DEMONSTRATION HERD PROJECT
REBER, ADRIAN J			
AMERICAN QUARTER HORSE ASSN	20	62,814	IN VITRO MODELS OF CELLULAR LEVEL PROCESSES IN THE EARLY PATHOGENESIS OF BLACK WALNUT INDUCED LANINITIS
REEVES, DAVID E			
GA DEPT OF CORRECTIONS	100	311,883	MANAGE THE ROGERS STATE PRISON DAIRY FARM
GA DEPT OF CORRECTIONS	100	76,061	MANAGE THE ROGERS STATE PRISON SWINE UNIT
SCHERZER, JAKOB			
UOFGA RESEARCH FOUNDATION INC	100	52,000	UGARF FUNDS FOR STARTUP
VANDENPLAS, MICHEL LOUIS			
GRAYSON-JOCKEY CLUB RSCH FNDTN	25	22,745	USE OF MICROARRAYS TO CHARACTERIZE ENDOTOXEMIA IN VIVO
NATIONAL INSTITUTES OF HEALTH	25	184,000	ATYPICAL REGULATION OF VASCULAR TONE BY PROTEIN KINASE C

College/Department/Investigator/Sponsor	% Credit OSP	Total Amount	Title
WHITE, SUSAN L			
US DEPARTMENT OF AGRICULTURE	10	300,834	CORE ANIMAL DIAGNOSTIC LABORATORY; NAHLN: GA
US DEPARTMENT OF AGRICULTURE	10	208,793	CLASSICAL SWINE FEVER SURVEILLANCE
WOLFERT, MARGARETHA			
NATIONAL INSTITUTES OF HEALTH	1	276,845	CELLULAR ACTIVATION INDUCED MULTIVALENT LIGANDS
NATIONAL INSTITUTES OF HEALTH	1	61,079	CELLULAR ACTIVATION INDUCED MULTIVALENT LIGANDS
<u>PATHOLOGY</u>			
BROWN, CORRIE C			
BINATL AGRI RSCH & DEV FUND	100	41,000	ENHANCED DIAGNOSIS OF TRANSBOUNDRY DISEASE, WITH EMPHASIS ON EPIDEMIOLOGY AND PATHOLOGIC TECHNIQUES
MECTIZAN DONATION PROGRAM	100	37,180	DEVELOPMENT OF A HISTOPATH RESEARCH PLATFORM AT THE RESEARCH FOUNDATION IN TROPICAL DISEASES - CAMEROON
MORRIS ANIMAL FOUNDATION	25	28,620	DETECTION OF KEY FACTORS IN THE DEVELOPMENT OF FIBROPAPILLOMAS IN SEA TURTLES; PUERTO RICO
NATIONAL INSTITUTES OF HEALTH	25	108,220	PATHOGENESIS OF NIPAH VIRUS IN GUINEA PIGS
US DEPARTMENT OF AGRICULTURE	100	7,784	TECHNICAL CONSULTANT ANIMAL HEALTH INFRASTRUCTURE AFGHANISTAN - STANDARD COOPERATIVE AGREEMENT
US DEPARTMENT OF AGRICULTURE	100	3,850	RESEARCH SUPPORT 2006- VET SCHOOL
US DEPARTMENT OF AGRICULTURE	100	3,300	RESEARCH SUPPORT 2006- VET SCHOOL
US DEPARTMENT OF AGRICULTURE	100	9,900	RESEARCH SUPPORT 2006- VET SCHOOL
US DEPARTMENT OF AGRICULTURE	100	15,450	RESEARCH SUPPORT 2006- VET SCHOOL
US DEPARTMENT OF AGRICULTURE	100	13,202	DELIVERING TRAINING ON NECROPSY PROCEDURES AND COORDINATING NATIONAL PLANNING FOR ANIMAL HEALTH AFGHANISTAN
CARMICHAEL, KAREN PAIGE			
ACVO VISION FOR ANIMALS FNDTN	5	3,000	IDENTIFICATION OF OCULAR TISSUE MMPS WITHIN THE AQUEOUS HUMOR OUTFLOW PATHWAY IN THE CANINE EYE
US DEPARTMENT OF AGRICULTURE	25	120,000	PROMOTING CULTURAL DIVERSITY IN THE VETERINARY WORKFORCE
FU, ZHEN			
CHANGCHUN CHANGSHENG LIFE SCIE	100	6,000	PERSONNEL TRAINING
HALPER, JAROSLAVA T			
US EQUESTRIAN, INC.	80	25,000	DEGENERATIVE SUSPENSORY LIGAMENT DESMITIS IN HORSES
HARMON, BARRY G			
UOFGA RESEARCH FOUNDATION INC	100	1,808	TO DISBURSE FUNDS TO THE INVENTORS RESEARCH PROGRAM THAT WERE EARNED FROM ROYALTIES FOR DR. HARMON
UOFGA RESEARCH FOUNDATION INC	100	1,802	TO DISBURSE FUNDS TO THE INVENTORS RESEARCH PROGRAM THAT WERE EARNED FROM ROYALTIES FOR DR. HARMON
HOWERTH, ELIZABETH W			
GA DEPT OF HUMAN RESOURCES	5	81,197	VECTOR-BORNE DISEASE SURVEILLANCE - WILD BIRD, MOSQUITO AND TICK LABORATORY SUPPORT
GA DEPT OF HUMAN RESOURCES	5	199,768	VECTOR-BORNE DISEASE SURVEILLANCE - WILD BIRD MOSQUITO AND TICK DIAGNOSTIC SUPPORT
US DEPARTMENT OF AGRICULTURE	15	315,000	TRANSMISSIBILITY AND HOST PREDILECTION OF EPIDEMIC VESICULAR STOMATITIS NEW JERSEY VIRUS STRAINS
LATIMER, KENNETH S			
UOFGA RESEARCH FOUNDATION INC	100	343	TO DISBURSE FUNDS EARNED FROM ROYALTY TO THE INVENTORS RESEARCH PROJECT
UOFGA RESEARCH FOUNDATION INC	100	437	TO DISBURSE FUNDS EARNED FROM ROYALTY TO THE INVENTORS RESEARCH PROJECT
UOFGA RESEARCH FOUNDATION INC	100	302	TO DISBURSE FUNDS EARNED FROM ROYALTY TO THE INVENTORS RESEARCH PROJECT
UOFGA RESEARCH FOUNDATION INC	100	363	TO DISBURSE FUNDS EARNED FROM ROYALTY TO THE INVENTORS RESEARCH PROJECT
UOFGA RESEARCH FOUNDATION INC	100	247	TO DISBURSE FUNDS EARNED FROM ROYALTY TO THE INVENTORS RESEARCH PROJECT
UOFGA RESEARCH FOUNDATION INC	100	424	TO DISBURSE FUNDS EARNED FROM ROYALTY TO THE INVENTORS RESEARCH PROJECT
UOFGA RESEARCH FOUNDATION INC	100	527	TO DISBURSE FUNDS EARNED FROM ROYALTY TO THE INVENTORS RESEARCH PROJECT
UOFGA RESEARCH FOUNDATION INC	100	401	TO DISBURSE FUNDS EARNED FROM ROYALTY TO THE INVENTORS RESEARCH PROJECT
UOFGA RESEARCH FOUNDATION INC	100	426	TO DISBURSE FUNDS EARNED FROM ROYALTY TO THE INVENTORS RESEARCH PROJECT

College/Department/Investigator/Sponsor	% Credit OSP	Total Amount	Title
UOFGA RESEARCH FOUNDATION INC	100	299	TO DISBURSE FUNDS EARNED FROM ROYALTY TO THE INVENTORS RESEARCH PROJECT
LEROY, BRUCE E			
NOVATIS ANIMAL HEALTH	100	60,652	EFFECT OF DERACOXIB ON THE GROWTH AND METASTASIS OF A CANINE PROSTATE CARCINOMA XENOGRAFT
TORRES-VELEZ, FERNANDO			
MORRIS ANIMAL FOUNDATION	50	28,620	DETECTION OF KEY FACTORS IN THE DEVELOPMENT OF FIBROPAPILLOMAS IN SEA TURTLES; PUERTO RICO
NATIONAL INSTITUTES OF HEALTH	75	108,220	PATHOGENESIS OF NIPAH VIRUS IN GUINEA PIGS
PHYSIOLOGY AND PHARMACOLOGY			
BRACKETT, BENJAMIN G			
UOFGA RESEARCH FOUNDATION INC	100	4	VARIOUS INCOME
UOFGA RESEARCH FOUNDATION INC	100	2,693	VARIOUS INCOME
UOFGA RESEARCH FOUNDATION INC	100	1,652	VARIOUS INCOME
UOFGA RESEARCH FOUNDATION INC	100	1,393	VARIOUS INCOME
BROWN, SCOTT A			
US DEPARTMENT OF AGRICULTURE	25	120,000	PROMOTING CULTURAL DIVERSITY IN THE VETERINARY WORKFORCE
COFFIELD, JULIE A			
NATIONAL INSTITUTES OF HEALTH	90	349,600	NEUROMUSCULAR TARGETS OF BOTULINUM TOXIN
EDWARDS, GAYLEN L			
NATIONAL INSTITUTES OF HEALTH	5	349,600	NEUROMUSCULAR TARGETS OF BOTULINUM TOXIN
FERGUSON, DUNCAN C			
NESTLE PURINA PET CARE COMPANY	10	30,125	A NON-INVASIVE METHOD TO EVALUATE GLUCOSE AND LIPID METABOLISM
HOENIG, MARGARETHE E			
NESTLE PURINA PET CARE COMPANY	90	30,125	A NON-INVASIVE METHOD TO EVALUATE GLUCOSE AND LIPID METABOLISM
MCGRAW, ROYAL A			
UOFGA RESEARCH FOUNDATION INC	100	2	VARIOUS INCOME
UOFGA RESEARCH FOUNDATION INC	100	2,693	VARIOUS INCOME
UOFGA RESEARCH FOUNDATION INC	100	1,653	VARIOUS INCOME
UOFGA RESEARCH FOUNDATION INC	100	1,393	VARIOUS INCOME
MURRAY, THOMAS F			
GRAYSON-JOCKEY CLUB RSCH FNDTN	100	40,792	INHIBITION OF ENDOTOXIN WITH ADENOSINE RECEPTOR AGONISTS
NATIONAL INSTITUTES OF HEALTH	10	276,845	CELLULAR ACTIVATION INDUCED MULTIVALENT LIGANDS
NATIONAL INSTITUTES OF HEALTH	10	61,079	CELLULAR ACTIVATION INDUCED MULTIVALENT LIGANDS
UNIVERSITY OF CALIFORNIA	100	150,970	NEUROTOXINS FROM MARINE ALGAE AND CYANOBACTERIA
ROBERTSON, THOMAS PHILLIP			
NATIONAL INSTITUTES OF HEALTH	75	184,000	ATYPICAL REGULATION OF VASCULAR TONE BY PROTEIN KINASE C
SANDERSON, SHERRY			
PFIZER INC	75	52,140	DIRLOTAPIDE CUSTOMER SATISFACTION STUDY
WAGNER, JOHN J			
NATIONAL INSTITUTES OF HEALTH	100	143,741	COCAINE-INDUCED NEUROPLASTICITY IN THE HIPPOCAMPUS
POPULATION HEALTH			
FERGUSON, NAOLA M			
WYETH-AYERST LABORATORIES	100	17,093	EVALUATION OF MYCOPLASMA GALLISEPTICUM VACCINES IN CHICKENS
GARCIA, MARICARMEN			
BINATL AGRI RSCH & DEV FUND	100	50,000	AVIAN INFLUENZA VIRUS H9N2: CHARACTERIZATION AND CONTROL STRATEGIES
UNIVERSITY OF MARYLAND	50	48,714	PREVENTION AND CONTROL OF AVIAN INFLUENZA IN THE U.S.
UNIVERSITY OF MARYLAND	50	77,870	DEVELOPING AVIAN INFLUENZA SEROLOGICAL TESTS FOR DIFFERENTIATING INFECTED FROM VACCINATED ANIMALS (DIVA)
GLISSON, JOHN R			
UOFGA RESEARCH FOUNDATION INC	100	1	VARIOUS INCOME
UOFGA RESEARCH FOUNDATION INC	100	2,983	VARIOUS INCOME

College/Department/Investigator/Sponsor	% Credit OSP	Total Amount	Title
UOFGA RESEARCH FOUNDATION INC	100	2,247	VARIOUS INCOME
UOFGA RESEARCH FOUNDATION INC	100	7,375	VARIOUS INCOME
UOFGA RESEARCH FOUNDATION INC	100	1,500	VARIOUS INCOME
WYETH-AYERST LABORATORIES	20	53,750	A MOLECULAR APPROACH FOR CREATING HAEMOPHILUS PARAGRALLUNARUM VACCINE STRAIN THRU SITE-DIRECTED MUTAGENESIS
HOFACRE, CHARLES L			
MUSCADINE PRODUCTS CORP	25	96,500	ANTI-INFLAMMATORY EFFECTS OF MUSCADINE GRAPE PRODUCTS ON GASTROINTESTINAL DISEASE IN CHICKENS AND RATS (USDA)
US DEPARTMENT OF AGRICULTURE	10	890,000	FROM EGG TO CARCASS: TRACKING THE ENTRY OF POULTRY FOODBORNE PATHOGENS INTO THE FOOD CHAIN
US POULTRY & EGG ASSOCIATION	50	64,576	REDUCING SALMONELLA PREVALENCE IN THE PROCESSING PLANT BY BREAKING VERTICAL TRANSMISSION THROUGH VACCINATION OF AFFECTED BROILER-BREEDER FLOCKS
JACKWOOD, MARK W			
UNIVERSITY OF MARYLAND	50	48,714	PREVENTION AND CONTROL OF AVIAN INFLUENZA IN THE U.S.
UNIVERSITY OF MARYLAND	50	77,870	DEVELOPING AVIAN INFLUENZA SEROLOGICAL TESTS FOR DIFFERENTIATING INFECTED FROM VACCINATED ANIMALS (DIVA)
KLEVEN, STANLEY H			
GHEN CORPORATION	100	83,588	EVALUATION OF POTENTIAL LIVE MYCOPLASMA GALLISEPTICUM VACCINES IN CHICKENS
UOFGA RESEARCH FOUNDATION INC	100	508	VARIOUS
UOFGA RESEARCH FOUNDATION INC	100	834	VARIOUS
UOFGA RESEARCH FOUNDATION INC	100	5,966	VARIOUS
UOFGA RESEARCH FOUNDATION INC	100	8,020	VARIOUS
UOFGA RESEARCH FOUNDATION INC	100	8,377	VARIOUS
UOFGA RESEARCH FOUNDATION INC	100	374	VARIOUS
LEE, MARGIE D			
US DEPARTMENT OF AGRICULTURE	25	120,000	PROMOTING CULTURAL DIVERSITY IN THE VETERINARY WORKFORCE
MAURER, JOHN J			
US DEPARTMENT OF AGRICULTURE	85	890,000	FROM EGG TO CARCASS: TRACKING THE ENTRY OF POULTRY FOODBORNE PATHOGENS INTO THE FOOD CHAIN
US POULTRY & EGG ASSOCIATION	50	64,576	REDUCING SALMONELLA PREVALENCE IN THE PROCESSING PLANT BY BREAKING VERTICAL TRANSMISSION THROUGH VACCINATION OF AFFECTED BROILER-BREEDER FLOCKS
WYETH-AYERST LABORATORIES	80	53,750	A MOLECULAR APPROACH FOR CREATING HAEMOPHILUS PARAGRALLUNARUM VACCINE STRAIN THRU SITE-DIRECTED MUTAGENESIS
PENCE, MELVIN E			
GA DEPT OF AGRICULTURE	100	33,719	GEORGIA JOHNE'S WORK PLAN FOR GJP FY05
GA DEPT OF AGRICULTURE	100	20,695	GEORGIA JOHNE'S WORK PLAN FOR GJP FY05
SELLERS, HOLLY S			
WYETH-AYERST LABORATORIES	100	10,556	REOVIRUS PROGENY CHALLENGE STUDY WITH NOVEL AVIAN REOVIRUSES ISOLATED FROM FLOCKS WITH RUNTING STUNTING SYNDROME
VILLEGAS, PEDRO N			
UOFGA RESEARCH FOUNDATION INC	100	3	VARIOUS INCOME
UOFGA RESEARCH FOUNDATION INC	100	2,602	VARIOUS INCOME
UOFGA RESEARCH FOUNDATION INC	100	1,918	VARIOUS INCOME
UOFGA RESEARCH FOUNDATION INC	100	1,500	VARIOUS INCOME
<u>SMALL ANIMAL MEDICINE</u>			
ALLEN, SHEILA W			
UOFGA RESEARCH FOUNDATION INC	100	508	VARIOUS
UOFGA RESEARCH FOUNDATION INC	100	175,536	VARIOUS
UOFGA RESEARCH FOUNDATION INC	100	834	VARIOUS
UOFGA RESEARCH FOUNDATION INC	100	103,103	VARIOUS
UOFGA RESEARCH FOUNDATION INC	100	88,475	VARIOUS
UOFGA RESEARCH FOUNDATION INC	100	598	VARIOUS
UOFGA RESEARCH FOUNDATION INC	100	374	VARIOUS

College/Department/Investigator/Sponsor	% Credit OSP	Total Amount	Title
BUDSBERG, STEVEN C			
BOEHRINGER INGELHEIM INC.	100	198,929	A PLACEBO-CONTROLLED STUDY TO INVESTIGATE THE EFFICACY OF A TACHYKININ RECEPTOR ANTAGONIST IN A URATE INDUCED ARTHRITIS MODEL WITH FORCE PLATE ANALYSIS IN DOGS
FARNAM COMPANIES INC	100	71,492	CLINICAL EFFICACY AND SAFETY OF AN EXTENDED RELEASE FORMULATION OF TRAMADOL HCl IN DOGS: A PILOT TRIAL
FORT DODGE LABORATORIES	100	54,158	EVALUATION OF PLA-902 AND EAA-129 IN A CANINE MODEL FOR OSTEOARTHRITIS
MERIAL	100	18,397	CYCLO-OXYGENASE SELECTIVITY OF NONSTEROIDAL ANTI-INFLAMMATORY DRUGS IN FELINE BLOOD
MERIAL	100	126,000	IN VIVO PROTOCOL FOR TESTING THE EFFECTS OF FIROCOXIB ON WHOLE BLOOD, GASTRIC MUCOSAL AND OSTEOARTHRITIC SYNOVIAL FLUID PROSTAGLANDIN AND LEUKOTRIENE SYNTHESIS IN DOGS
BURNS, SARA			
ELLMAN INTERNATIONAL, INC	33	23,017	COMPARISON OF CARBON DIOXIDE LASER AND 4 MHZ REDIOFREQUENCY FOR FELINE ONYCHECTOMY: HISTOLOGIC COMPARISON
CORNELL, KAREN K			
ELLMAN INTERNATIONAL, INC	33	23,017	COMPARISON OF CARBON DIOXIDE LASER AND 4 MHZ REDIOFREQUENCY FOR FELINE ONYCHECTOMY: HISTOLOGIC COMPARISON
DIETRICH-HENSEL, URSULA			
ACVO VISION FOR ANIMALS FNDTN	10	3,000	IDENTIFICATION OF OCULAR TISSUE MMPs WITHIN THE AQUEOUS HUMOR OUTFLOW PATHWAY IN THE CANINE EYE
GREGORY, CHRISTOPHER			
UOFGA RESEARCH FOUNDATION INC	100	83	TO DISBURSE FUNDS FROM ROYALTY TO THE INVESTORS RESEARCH PROJECT
UOFGA RESEARCH FOUNDATION INC	100	307	TO DISBURSE FUNDS FROM ROYALTY TO THE INVESTORS RESEARCH PROJECT
UOFGA RESEARCH FOUNDATION INC	100	172	TO DISBURSE FUNDS FROM ROYALTY TO THE INVESTORS RESEARCH PROJECT
UOFGA RESEARCH FOUNDATION INC	100	75	TO DISBURSE FUNDS FROM ROYALTY TO THE INVESTORS RESEARCH PROJECT
HERNANDEZ-DIVERS, STEPHEN J			
ASSN REPTILIAN & AMPHIBIAN VET	80	3,000	INVESTIGATION AND CHARACTERIZATION OF SHELL LESIONS IN FREE-RANGING TORTOISES AND FRESHWATER TURTLES FROM NATIONAL WILDLIFE REFUGES
KERO, KATHY L			
PFIZER INC	25	52,140	DIRLOTAPIDE CUSTOMER SATISFACTION STUDY
MOORE, PHILLIP A			
MORRIS ANIMAL FOUNDATION	25	28,620	DETECTION OF KEY FACTORS IN THE DEVELOPMENT OF FIBROPAILOMAS IN SEA TURTLES; PUERTO RICO
PESTI, DENISE A			
UOFGA RESEARCH FOUNDATION INC	100	83	TO DISBURSE FUNDS EARNED FROM ROYALTY TO THE INVESTORS DEPARTMENT
UOFGA RESEARCH FOUNDATION INC	100	307	TO DISBURSE FUNDS EARNED FROM ROYALTY TO THE INVESTORS DEPARTMENT
UOFGA RESEARCH FOUNDATION INC	100	172	TO DISBURSE FUNDS EARNED FROM ROYALTY TO THE INVESTORS DEPARTMENT
UOFGA RESEARCH FOUNDATION INC	100	75	TO DISBURSE FUNDS EARNED FROM ROYALTY TO THE INVESTORS DEPARTMENT
RAWLINGS, CLARENCE A			
ELLMAN INTERNATIONAL, INC	34	23,017	COMPARISON OF CARBON DIOXIDE LASER AND 4 MHZ REDIOFREQUENCY FOR FELINE ONYCHECTOMY: HISTOLOGIC COMPARISON
RITCHIE, BRANSON W			
UOFGA RESEARCH FOUNDATION INC	100	64,000	VARIOUS INCOME
UOFGA RESEARCH FOUNDATION INC	100	-4,939	VARIOUS INCOME
UOFGA RESEARCH FOUNDATION INC	100	18,731	VARIOUS INCOME
UOFGA RESEARCH FOUNDATION INC	100	14,480	VARIOUS INCOME
UOFGA RESEARCH FOUNDATION INC	100	21,322	VARIOUS INCOME
UOFGA RESEARCH FOUNDATION INC	100	27,996	VARIOUS INCOME
UOFGA RESEARCH FOUNDATION INC	100	18,261	VARIOUS INCOME
VARIOUS-NON-CORP GRANTS	100	13,000	RESEARCH ASSOCIATE IN EXOTIC/ZOO INFECTIOUS DISEASE AND PATHOLOGY

College/Department/Investigator/Sponsor	% Credit OSP	Total Amount	Title
WARD, CYNTHIA R			
MORRIS ANIMAL FOUNDATION	100	14,976	ENVIRONMENTAL INFLUENCES ON SIGNAL TRANSDUCTION ABNORMALITIES IN FELINE HYPERTHYROIDISM
UOFGA RESEARCH FOUNDATION INC	100	49,726	UGARF FUNDS FOR STARTUP
WINN FELINE FOUNDATION	100	13,800	NUTRITIONAL INFLUENCES ON THE DEVELOPMENT OF FELINE HYPERTHYROIDISM
WEINSTEIN, WILLIAM			
ACVO VISION FOR ANIMALS FNDTN	80	3,000	IDENTIFICATION OF OCULAR TISSUE MMPs WITHIN THE AQUEOUS HUMOR OUTFLOW PATHWAY IN THE CANINE EYE
WILSON, GRACE HEATHER			
ASSN REPTILIAN & AMPHIBIAN VET	19	3,000	INVESTIGATION AND CHARACTERIZATION OF SHELL LESIONS IN FREE-RANGING TORTOISES AND FRESHWATER TURTLES FROM NATIONAL WILDLIFE REFUGES
<u>TIFTON DIAGNOSTIC LAB</u>			
BALDWIN, CHARLES A			
GA DEPT OF AGRICULTURE	100	0	DIAGNOSTIC SERVICES COMPANION PROGRAM INCOME ACCOUNT 33-31-RE535-067
GA DEPT OF AGRICULTURE	100	2,160,738	DIAGNOSTIC SERVICES RELATIVE TO THE DIAGNOSIS, TREATMENT, PREVENTION, CONTROL AND ERADICATION OF ANIMAL DISEASES 2007
GA DEPT OF AGRICULTURE	100	0	TIFTON PROGRAM INCOME 2007
US DEPARTMENT OF AGRICULTURE	10	60,664	GEORGIA JOHNE'S DISEASE DEMONSTRATION HERD PROJECT
US DEPARTMENT OF AGRICULTURE	40	300,834	CORE ANIMAL DIAGNOSTIC LABORATORY; NAHLN: GA
HINES II, MURRAY E			
US DEPARTMENT OF AGRICULTURE	10	60,664	GEORGIA JOHNE'S DISEASE DEMONSTRATION HERD PROJECT
<u>VETERINARY MEDICINE-DEANS OFF</u>			
ALLEN JR, DOUGLAS			
ARCH FOUNDATION	100	1,000	ARCH FOUNDATION VET MED SUPPORT FUND A881120
ARCH FOUNDATION	100	2,000	ARCH FOUNDATION COMPARATIVE MEDICAL RESEARCH FUND VET MED A911920
ARCH FOUNDATION	100	3,500	ARCH FOUNDATION COMPARATIVE MEDICAL RESEARCH FUND VET MED A911920
ARCH FOUNDATION	100	3,000	ARCH FOUNDATION COMPARATIVE MEDICAL RESEARCH FUND VET MED A911920
UOFGA FOUNDATION	100	-9,152	UGA FOUNDATION ROBINSON PROGRAM DEVELOPMENT 45R1460
UOFGA FOUNDATION	100	497	UGA FOUNDATION G.R.A.C.E. FUND 40R7280
UOFGA FOUNDATION	100	107,000	UGA FOUNDATION 2005 MERCK/MERIAL NATIONAL VETERINARY SCHOLAR SYMPOSIUM 50G1880
UOFGA FOUNDATION	100	4,000	UGA FOUNDATION DE JOURNO EXOTICS AND WILDLIFE ENDOWMENT 40G1070/78107000
UOFGA FOUNDATION	100	25,000	UGA FOUNDATION RENAL PHYSIOLOGY VET MED 50R8180 91818000
UOFGA FOUNDATION	100	4,000	UGA FOUNDATION SUNDOWN SURGERY ENDOWMENT 40R6200 7106200
UOFGA RESEARCH FOUNDATION INC	100	2	ROYALTY ACCOUNT FROM RESEARCH
UOFGA RESEARCH FOUNDATION INC	100	2,908	ROYALTY ACCOUNT FROM RESEARCH
UOFGA RESEARCH FOUNDATION INC	100	31,149	ROYALTY ACCOUNT FROM RESEARCH
UOFGA RESEARCH FOUNDATION INC	100	5,635	ROYALTY ACCOUNT FROM RESEARCH
ALLEN, SHEILA W			
US DEPARTMENT OF AGRICULTURE	10	300,834	CORE ANIMAL DIAGNOSTIC LABORATORY; NAHLN: GA
US DEPARTMENT OF AGRICULTURE	25	120,000	PROMOTING CULTURAL DIVERSITY IN THE VETERINARY WORKFORCE
US DEPARTMENT OF AGRICULTURE	100	102,880	SECTION 1433 ANIMAL HEALTH AND DISEASE RESEARCH FUNDS
DICKERSON JR, HARRY W			
MERCK COMPANY FOUNDATION	100	20,400	THE UNIVERSITY OF GEORGIA 2006 VETERINARY SCHOLARS PROGRAM: A RESEARCH TRAINING EXPERIENCE FOR VETERINARY STUDENTS
MERIAL	100	240,000	EMERGING AND RE-EMERGING INFECTIOUS DISEASE RESIDENCY/PHD PROGRAM
TETRAGENETICS, INC	100	10,000	CLINICAL TRIAL TO TEST TETRAHYMENA AS A PROTECTIVE VACCINE AGAINST ICTHYOPHTHIRIUS IN KOI
TETRAGENETICS, INC	100	7,500	CLINICAL VACCINE TRAIL TO TEST TETRAHYMENA AS A PROTECTIVE VACCINE AGAINST ICTHYOPHTHIRIUS IN KOI II IMMOBILIZATION
GLISSON, JOHN R			
UOFGA FOUNDATION	100	-16	UGA FOUNDATION SA/WILDLIFE TREATMENT FUND 50R8150
UOFGA FOUNDATION	100	2,000	UGA FOUNDATION SA/WILDLIFE TREATMENT FUND 50R8150
UOFGA FOUNDATION	100	1,500	UGA FOUNDATION SA/WILDLIFE TREATMENT FUND 50R8150

College/Department/Investigator/Sponsor	% Credit OSP	Total Amount	Title
UOFGA FOUNDATION	100	-10,382	UGA FOUNDATION WHITEFOX FARMS 50R8940
UOFGA FOUNDATION	100	125,000	UGA FOUNDATION WHITEFOX FARMS 50R8940
UOFGA FOUNDATION	100	160,462	UGA FOUNDATION GRA CHAIR HEALTH/VACCCINE DEV TRIPP 40R1840
UOFGA FOUNDATION	100	20,000	UGA FOUNDATION GRA CHAIR HEALTH/VACCCINE DEV TRIPP 40R1840/71184000
UOFGA FOUNDATION	100	20,000	UGA FOUNDATION GRA CHAIR HEALTH/VACCCINE DEV TRIPP 40R1840 71184000
UOFGA FOUNDATION	100	15,000	UGA FOUNDATION GRA CHAIR HEALTH/VACCCINE DEV TRIPP 40R1840 7118400
UOFGA FOUNDATION	100	-32,527	UGA FOUNDATION MERCK-MERIAL VACCINE 45R1470
UOFGA FOUNDATION	100	15,788	UGA FOUNDATION MERCK-MERIAL VACCINE 45R1470
MAHAFFEY, EDWARD A			
UOFGA FOUNDATION	100	5,784	UGA FOUNDATION-EMERGING DISEASES RES GROUP 45R0520
UOFGA FOUNDATION	100	5,000	UGA FOUNDATION-EMERGING DISEASES RES GROUP 45R0520 81052000
UOFGA FOUNDATION	100	2,000	UGA FOUNDATION-EMERGING DISEASES RES GROUP 45R0520 81052000
UOFGA FOUNDATION	100	-8,142	UGA FOUNDATION-SMALL ANIMAL MEDICINE FUND 45R0690
UOFGA FOUNDATION	100	5,000	UGA FOUNDATION-SMALL ANIMAL MEDICINE FUND 45R0690 8106900
UOFGA FOUNDATION	100	546	UGA FOUNDATION-GA CANCER RES FOR PETS FUND 45R7030
SNYDER, HAROLD E			
ENDOWMENT	100	200,000	COLL OF VET MED COM-ENDOWMENT 75-51-GN375-779
ENDOWMENT	100	25,000	COLL OF VET MED COM-ENDOWMENT 75-51-GN375-779
ENDOWMENT	100	200,000	COLL OF VET MED COM-ENDOWMENT 75-51-GN375-779
UOFGA FOUNDATION	100	-9,984	SOUTHEAST WILDLIFE HE-UGA FOUNDATION 45R3330
UOFGA FOUNDATION	100	93,435	ENDOWMENT-UGA FOUNDATION VET MED ALUMNI FUND 45D6950
UOFGA FOUNDATION	100	25,495	WARFIELD AVIAN MED SF - UGA FOUNDATION 40S9600
UOFGA FOUNDATION	100	36,322	EQUINE COLIC RESEARCH FUND-UGA FOUNDATION 45R4510
UOFGA FOUNDATION	100	49,763	ENDOWMENT-UGA FOUNDATION DAVIDSON CHAIR VET MED 30F3570
UOFGA FOUNDATION	100	500	ENDOWMENT-UGA FOUNDATION SPAY NEUTER FUND 40R4180 7141800
UOFGA FOUNDATION	100	-4,577	ENDOWMENT-UGA FOUNDATION SUNDOWN SURGERY FUND 45R5800
UOFGA FOUNDATION	100	8,000	ENDOWMENT-UGA FOUNDATION SUNDOWN SURGERY FUND 45R5800
UOFGA FOUNDATION	100	662	ENDOWMENT-UGA FOUNDATION SUNDOWN SURGERY FUND 45R5800 8158000
UOFGA FOUNDATION	100	5,796	ENDOWMENT-UGA FOUNDATION SUNDOWN SURGERY FUND 45R5800 8158000
UOFGA FOUNDATION	100	13,785	UGA FOUNDATION-AVIAN MEDICINE SUPPORT FUND 45R3420
UOFGA FOUNDATION	100	2,729	GUNST PROFESSORSHIP-UGA FOUNDATION 40R3890
TOLBERT, PAULA C			
SREB BD CONTROL SOUTHERN RGN	100	8,450	SREB ALLOCATION
SREB BD CONTROL SOUTHERN RGN	100	3,342	SREB ALLOCATION
SREB BD CONTROL SOUTHERN RGN	100	24,566	SREB ALLOCATION
SREB BD CONTROL SOUTHERN RGN	100	111,100	SREB ALLOCATION
SREB BD CONTROL SOUTHERN RGN	100	130,200	SREB ALLOCATION
SREB BD CONTROL SOUTHERN RGN	100	83,612	SREB ALLOCATION
SREB BD CONTROL SOUTHERN RGN	100	27,969	SREB ALLOCATION
SREB BD CONTROL SOUTHERN RGN	100	500	SREB ALLOCATION
UOFGA RESEARCH FOUNDATION INC	100	0	UGARF ALLOCATION
<u>VETERINARY TEACHING HOSPITAL</u>			
BLAISER, MEGAN W			
ASSN REPTILIAN & AMPHIBIAN VET	1	3,000	INVESTIGATION AND CHARACTERIZATION OF SHELL LESIONS IN FREE-RANGING TORTOISES AND FRESHWATER TURTLES FROM NATIONAL WILDLIFE REFUGES
<u>WILDLIFE DISEASE STUDY</u>			
CORN, JOSEPH L			
US DEPARTMENT OF AGRICULTURE	95	200,000	EXOTIC TICK SURVEILLANCE IN THE SOUTHEASTERN UNITED STATES AND PUERTO RICO FY2005
US DEPARTMENT OF AGRICULTURE	40	75,183	THE THIRD RESERVOIR OF INFECTION: M. PARATUBERCULOSIS IN THE ENVIRONMENT AND PROTOZOAL AMPLIFICATION
US DEPARTMENT OF AGRICULTURE	90	25,000	PSEUDORABIES VIRUS AND BRUCELLA SUI IN TRANSITIONAL AND FERAL SWINE
US DEPARTMENT OF AGRICULTURE	90	87,500	DISTRIBUTION OF PSEUDORABIES VIRUS AND BRUCELLA SUI IN FERAL SWINE
US DEPARTMENT OF AGRICULTURE	20	350,000	COOPERATIVE AGREEMENT FOR DEVELOPING AND EVALUATION OF DATA RELATIVE TO DISEASE RELATIONSHIPS THAT MAY SIMULTANEOUSLY INVOLVE WILDLIFE, DOMESTIC LIVESTOCK AND POULTRY
US DEPARTMENT OF AGRICULTURE	20	150,000	WILDLIFE SERVICES DISEASE TRAINING
US DEPARTMENT OF AGRICULTURE	90	0	PSUEDORABIES VIRUS AND BRUCELLA SUI IN TRANSITIONAL AND FEREL SWINE

College/Department/Investigator/Sponsor	% Credit OSP	Total Amount	Title
US DEPARTMENT OF AGRICULTURE	98	200,000	EXOTIC ARTHROPOD SURVEILLANCE IN THE SOUTHEASTERN UNITED STATES AND PUERTO RICO FY2006
US DEPARTMENT OF INTERIOR	95	18,000	KEY DEER DISEASE THREATS
DAVIDSON, WILLIAM R			
NATIONAL INSTITUTES OF HEALTH	15	-61,241	LANDSCAPE ECOLOGY AND MAPPING OF EHRlichial PATHOGENS
NATIONAL INSTITUTES OF HEALTH	15	-73,600	DIAGNOSTIC ASSAYS FOR BORRELIA IONESTARI
VARIOUS OTHER STATES	30	-24,720	SOUTHEASTERN COOPERATIVE WILDLIFE DISEASE STUDY
VARIOUS OTHER STATES	30	24,720	SOUTHEASTERN COOPERATIVE WILDLIFE DISEASE STUDY
FISCHER, JOHN R			
GA DEPT OF HUMAN RESOURCES	5	81,197	VECTOR-BORNE DISEASE SURVEILLANCE - WILD BIRD, MOSQUITO AND TICK LABORATORY SUPPORT
GA DEPT OF HUMAN RESOURCES	5	199,768	VECTOR-BORNE DISEASE SURVEILLANCE - WILD BIRD MOSQUITO AND TICK DIAGNOSTIC SUPPORT
MORRIS ANIMAL FOUNDATION	25	11,700	HPAI WILD BIRDS: POTENTIAL FOR A NEW WILDLIFE DISEASE OR DEAD END
MORRIS ANIMAL FOUNDATION	10	98,660	EPIZOOLOGY OF LATENT AND ACTIVE DUCK PLAGUE VIRUS INFECTION IN FREE-FLYING WATERFOWL
US DEPARTMENT OF AGRICULTURE	5	200,000	EXOTIC TICK SURVEILLANCE IN THE SOUTHEASTERN UNITED STATES AND PUERTO RICO FY2005
US DEPARTMENT OF AGRICULTURE	30	75,183	THE THIRD RESERVOIR OF INFECTION: M. PARATUBERCULOSIS IN THE ENVIRONMENT AND PROTOZOAL AMPLIFICATION
US DEPARTMENT OF AGRICULTURE	5	25,000	PSEUDORABIES VIRUS AND BRUCELLA SUI IN TRANSITIONAL AND FERAL SWINE
US DEPARTMENT OF AGRICULTURE	5	87,500	DISTRIBUTION OF PSEUDORABIES VIRUS AND BRUCELLA SUI IN FERAL SWINE
US DEPARTMENT OF AGRICULTURE	40	350,000	COOPERATIVE AGREEMENT FOR DEVELOPING AND EVALUATION OF DATA RELATIVE TO DISEASE RELATIONSHIPS THAT MAY SIMULTANEOUSLY INVOLVE WILDLIFE, DOMESTIC LIVESTOCK AND POULTRY
US DEPARTMENT OF AGRICULTURE	40	150,000	WILDLIFE SERVICES DISEASE TRAINING
US DEPARTMENT OF AGRICULTURE	5	0	PSUEDORABIES VIRUS AND BRUCELLA SUI IN TRANSITIONAL AND FEREL SWINE
US DEPARTMENT OF AGRICULTURE	2	200,000	EXOTIC ARTHROPOD SURVEILLANCE IN THE SOUTHEASTERN UNITED STATES AND PUERTO RICO FY2006
US DEPARTMENT OF INTERIOR	5	18,000	KEY DEER DISEASE THREATS
US DEPARTMENT OF INTERIOR	25	231,500	INVESTIGATIONS OF AND ASSISTANCE WITH WILDLIFE DISEASE PROBLEMS IN THE SOUTHEASTERN REGION OF THE UNITED STATES
VARIOUS OTHER STATES	40	27,000	SOUTHEASTERN COOPERATIVE WILDLIFE DISEASE STUDY
VARIOUS OTHER STATES	40	27,000	SOUTHEASTERN COOPERATIVE WILDLIFE DISEASE STUDY
VARIOUS OTHER STATES	40	25,840	SOUTHEASTERN COOPERATIVE WILDLIFE DISEASE STUDY
VARIOUS OTHER STATES	40	13,500	SOUTHEASTERN COOPERATIVE WILDLIFE DISEASE STUDY
VARIOUS OTHER STATES	40	-27,000	SOUTHEASTERN COOPERATIVE WILDLIFE DISEASE STUDY
VARIOUS OTHER STATES	40	24,720	SOUTHEASTERN COOPERATIVE WILDLIFE DISEASE STUDY
VARIOUS OTHER STATES	40	16,000	SOUTHEASTERN COOPERATIVE WILDLIFE DISEASE STUDY
VARIOUS OTHER STATES	40	19,000	SOUTHEASTERN COOPERATIVE WILDLIFE DISEASE STUDY
VARIOUS OTHER STATES	40	13,500	SOUTHEASTERN COOPERATIVE WILDLIFE DISEASE STUDY
VARIOUS OTHER STATES	40	18,000	SOUTHEASTERN COOPERATIVE WILDLIFE DISEASE STUDY
VARIOUS OTHER STATES	50	-24,720	SOUTHEASTERN COOPERATIVE WILDLIFE DISEASE STUDY
VARIOUS OTHER STATES	50	24,720	SOUTHEASTERN COOPERATIVE WILDLIFE DISEASE STUDY
KEEL, M KEVIN			
MORRIS ANIMAL FOUNDATION	60	98,660	EPIZOOLOGY OF LATENT AND ACTIVE DUCK PLAGUE VIRUS INFECTION IN FREE-FLYING WATERFOWL
US DEPARTMENT OF AGRICULTURE	30	75,183	THE THIRD RESERVOIR OF INFECTION: M. PARATUBERCULOSIS IN THE ENVIRONMENT AND PROTOZOAL AMPLIFICATION
US DEPARTMENT OF AGRICULTURE	20	350,000	COOPERATIVE AGREEMENT FOR DEVELOPING AND EVALUATION OF DATA RELATIVE TO DISEASE RELATIONSHIPS THAT MAY SIMULTANEOUSLY INVOLVE WILDLIFE, DOMESTIC LIVESTOCK AND POULTRY
US DEPARTMENT OF AGRICULTURE	20	150,000	WILDLIFE SERVICES DISEASE TRAINING
US DEPARTMENT OF INTERIOR	25	231,500	INVESTIGATIONS OF AND ASSISTANCE WITH WILDLIFE DISEASE PROBLEMS IN THE SOUTHEASTERN REGION OF THE UNITED STATES
VARIOUS OTHER STATES	20	27,000	SOUTHEASTERN COOPERATIVE WILDLIFE DISEASE STUDY
VARIOUS OTHER STATES	20	13,500	SOUTHEASTERN COOPERATIVE WILDLIFE DISEASE STUDY
VARIOUS OTHER STATES	20	-27,000	SOUTHEASTERN COOPERATIVE WILDLIFE DISEASE STUDY
VARIOUS OTHER STATES	20	24,720	SOUTHEASTERN COOPERATIVE WILDLIFE DISEASE STUDY
VARIOUS OTHER STATES	20	16,000	SOUTHEASTERN COOPERATIVE WILDLIFE DISEASE STUDY
VARIOUS OTHER STATES	20	19,000	SOUTHEASTERN COOPERATIVE WILDLIFE DISEASE STUDY
VARIOUS OTHER STATES	20	13,500	SOUTHEASTERN COOPERATIVE WILDLIFE DISEASE STUDY
VARIOUS OTHER STATES	20	18,000	SOUTHEASTERN COOPERATIVE WILDLIFE DISEASE STUDY

College/Department/Investigator/Sponsor	% Credit OSP	Total Amount	Title
VARIOUS OTHER STATES	20	27,000	SOUTHEASTERN COOPERATIVE WILDLIFE DISEASE STUDY
VARIOUS OTHER STATES	20	25,840	SOUTHEASTERN COOPERATIVE WILDLIFE DISEASE STUDY
MEAD, DANIEL G			
GA DEPT OF HUMAN RESOURCES	45	81,197	VECTOR-BORNE DISEASE SURVEILLANCE - WILD BIRD, MOSQUITO AND TICK LABORATORY SUPPORT
GA DEPT OF HUMAN RESOURCES	45	199,768	VECTOR-BORNE DISEASE SURVEILLANCE - WILD BIRD MOSQUITO AND TICK DIAGNOSTIC SUPPORT
US DEPARTMENT OF AGRICULTURE	60	315,000	TRANSMISSIBILITY AND HOST PREDILECTION OF EPIDEMIC VESICULAR STOMATITIS NEW JERSEY VIRUS STRAINS
US DEPARTMENT OF AGRICULTURE	10	350,000	COOPERATIVE AGREEMENT FOR DEVELOPING AND EVALUATION OF DATA RELATIVE TO DISEASE RELATIONSHIPS THAT MAY SIMULTANEOUSLY INVOLVE WILDLIFE, DOMESTIC LIVESTOCK AND POULTRY
US DEPARTMENT OF INTERIOR	25	231,500	INVESTIGATIONS OF AND ASSISTANCE WITH WILDLIFE DISEASE PROBLEMS IN THE SOUTHEASTERN REGION OF THE UNITED STATES
VARIOUS OTHER STATES	20	27,000	SOUTHEASTERN COOPERATIVE WILDLIFE DISEASE STUDY
VARIOUS OTHER STATES	20	24,720	SOUTHEASTERN COOPERATIVE WILDLIFE DISEASE STUDY
VARIOUS OTHER STATES	20	16,000	SOUTHEASTERN COOPERATIVE WILDLIFE DISEASE STUDY
VARIOUS OTHER STATES	20	19,000	SOUTHEASTERN COOPERATIVE WILDLIFE DISEASE STUDY
VARIOUS OTHER STATES	20	13,500	SOUTHEASTERN COOPERATIVE WILDLIFE DISEASE STUDY
VARIOUS OTHER STATES	20	18,000	SOUTHEASTERN COOPERATIVE WILDLIFE DISEASE STUDY
VARIOUS OTHER STATES	20	27,000	SOUTHEASTERN COOPERATIVE WILDLIFE DISEASE STUDY
VARIOUS OTHER STATES	20	25,840	SOUTHEASTERN COOPERATIVE WILDLIFE DISEASE STUDY
VARIOUS OTHER STATES	20	13,500	SOUTHEASTERN COOPERATIVE WILDLIFE DISEASE STUDY
VARIOUS OTHER STATES	20	-27,000	SOUTHEASTERN COOPERATIVE WILDLIFE DISEASE STUDY
VARIOUS OTHER STATES	20	-24,720	SOUTHEASTERN COOPERATIVE WILDLIFE DISEASE STUDY
VARIOUS OTHER STATES	20	24,720	SOUTHEASTERN COOPERATIVE WILDLIFE DISEASE STUDY
STALLKNECHT, DAVID E			
EMORY UNIVERSITY	20	41,107	EMERGING DISEASES IN URBAN LANDSCAPES: THE ECOLOGY OF TWO ZOOONOTIC PATHOGENS IN THEIR AVIAN RESERVOIR HOSTS
GA DEPT OF HUMAN RESOURCES	20	199,768	VECTOR-BORNE DISEASE SURVEILLANCE - WILD BIRD MOSQUITO AND TICK DIAGNOSTIC SUPPORT
NATIONAL INSTITUTES OF HEALTH	25	105,939	INFECTION DYNAMICS OF EHRLICHIA CHAFFEENSIS
US DEPARTMENT OF AGRICULTURE	5	87,500	DISTRIBUTION OF PSEUDORABIES VIRUS AND BRUCELLA SUI IN FERAL SWINE
US DEPARTMENT OF AGRICULTURE	10	350,000	COOPERATIVE AGREEMENT FOR DEVELOPING AND EVALUATION OF DATA RELATIVE TO DISEASE RELATIONSHIPS THAT MAY SIMULTANEOUSLY INVOLVE WILDLIFE, DOMESTIC LIVESTOCK AND POULTRY
US DEPARTMENT OF AGRICULTURE	5	0	PSUEDORABIES VIRUS AND BRUCELLA SUI IN TRANSITIONAL AND FEREL SWINE
YABSLEY, MICHAEL JOHN			
GA DEPT OF HUMAN RESOURCES	25	199,768	VECTOR-BORNE DISEASE SURVEILLANCE - WILD BIRD MOSQUITO AND TICK DIAGNOSTIC SUPPORT
NATIONAL INSTITUTES OF HEALTH	95	221,250	MOLECULAR AND BIOLOGICAL CHARACTERIZATION OF TRYPANOSOMA CRUZI FROM UNITED STATES
SOUTH DAKOTA STATE UNIVERSITY	50	19,653	LANDSCAPE ECOLOGY AND MAPPING OF EHRLICHIAL PATHOGENS
SOUTH DAKOTA STATE UNIVERSITY	50	32,169	LANDSCAPE ECOLOGY AND MAPPING OF EHRLICHIAL PATHOGENS (NIH)
US DEPARTMENT OF AGRICULTURE	20	150,000	WILDLIFE SERVICES DISEASE TRAINING
US DEPARTMENT OF INTERIOR	25	231,500	INVESTIGATIONS OF AND ASSISTANCE WITH WILDLIFE DISEASE PROBLEMS IN THE SOUTHEASTERN REGION OF THE UNITED STATES
VARIOUS OTHER STATES	20	24,720	SOUTHEASTERN COOPERATIVE WILDLIFE DISEASE STUDY
VARIOUS OTHER STATES	20	16,000	SOUTHEASTERN COOPERATIVE WILDLIFE DISEASE STUDY
VARIOUS OTHER STATES	20	19,000	SOUTHEASTERN COOPERATIVE WILDLIFE DISEASE STUDY
VARIOUS OTHER STATES	20	27,000	SOUTHEASTERN COOPERATIVE WILDLIFE DISEASE STUDY
VARIOUS OTHER STATES	20	13,500	SOUTHEASTERN COOPERATIVE WILDLIFE DISEASE STUDY
VARIOUS OTHER STATES	20	-27,000	SOUTHEASTERN COOPERATIVE WILDLIFE DISEASE STUDY
VARIOUS OTHER STATES	20	13,500	SOUTHEASTERN COOPERATIVE WILDLIFE DISEASE STUDY
VARIOUS OTHER STATES	20	18,000	SOUTHEASTERN COOPERATIVE WILDLIFE DISEASE STUDY
VARIOUS OTHER STATES	20	27,000	SOUTHEASTERN COOPERATIVE WILDLIFE DISEASE STUDY
VARIOUS OTHER STATES	20	25,840	SOUTHEASTERN COOPERATIVE WILDLIFE DISEASE STUDY

College/Department/Investigator/Sponsor	% Credit OSP	Total Amount	Title
COOPERATIVE EXTENSION SERVICE			
<u>AG & APPLIED ECONOMICS-CES</u>			
FONSAH, ESENDUGUE GREG			
SOUTHERN REGION SM FRUIT CONS	25	5,000	HORTICULTURE AND ECONOMIC EVALUATION OF EARLY RIPENING RABBITEYES FOR LOCAL SALES AND DISTANT SHIPPING
VARIOUS-INCOME	100	1,000	AG ECON VARIOUS ACCOUNT
VARIOUS-INCOME	100	1,000	AG ECON VARIOUS ACCOUNT
VIDALIA ONION COMMITTEE	40	3,500	EVALUATION OF FUNGICIDE PROGRAMS FOR MANAGING FUNGAL PATHOGENS OF ONIONS
LACY, RICHARD CURTIS			
CLEMSON UNIVERSITY	50	15,961	HELPING CATTLE PRODUCERS IN THE SOUTH EAST MANAGE RISK: A MULTI-STATE RISK MANAGEMENT EDUCATION PROGRAM
TEXAS COOPERATIVE EXTENSION	100	36,785	REDUCING PRODUCER RISK THROUGH IMPROVED UNDERSTANDING OF CONSERVATION AND FARMLAND PROTECTION PROGRAMS
UNIVERSITY OF FLORIDA	15	25,000	ENHANCING NUTRIENT INTAKE AND DIGESTIBILITY AND PERFORMANCE OF LACTATING DAIRY COWS FED DIETS BASED ON TIFTON 85 BERMUDAGRASS
US DEPARTMENT OF AGRICULTURE	40	63,800	MARKET ANALYSIS OF GRASS-FINISHED BEEF IN THE SOUTHEAST
MCKISSICK, JOHN C			
CLEMSON UNIVERSITY	50	15,961	HELPING CATTLE PRODUCERS IN THE SOUTH EAST MANAGE RISK: A MULTI-STATE RISK MANAGEMENT EDUCATION PROGRAM
SHURLEY JR, WILLIAM D			
COTTON INCORPORATED	100	-650	CURRENT ECONOMIC STATUS OF CONSERVATION AND NO-TILL COTTON PRODUCTION IN THE SOUTHEASTERN UNITED STATES WORKING GROUP, GEORGIA
COTTON INCORPORATED	100	-1,500	ECONOMICS OF PRECISION FARMING WORKING GROUP - GEORGIA
COTTON INCORPORATED	25	25,000	TRANSGENIC AND NON-TRANSGENIC COTTON PRODUCTION SYSTEMS II-GEORGIA
GA COMMODITY COMM COTTON	100	15,000	CONSERVATION, PROFITABILITY AND POLICY
SMITH, NATHANIEL B			
GA COMMODITY COMM PEANUTS	20	25,000	EVALUATION OF NEWLY RELEASED CULTIVARS FOR ADAPTABILITY TO SOUTHEAST GROWERS' FIELDS
GA COMMODITY COMM PEANUTS	30	18,000	EVALUATING PEANUT CULTIVARS PLANTED BY CONVENTIONAL AND REDUCED TILLAGE METHODS IN TWIN AND SINGLE ROW PATTERNS
GA COMMODITY COMM PEANUTS	100	25,000	ECONOMIC ANALYSIS OF THE PRODUCTION RESEARCH FOR THE SOUTHEAST PEANUT PRODUCERS
GA COMMODITY COMM PEANUTS	100	6,000	PEANUT ECONOMICS AND EDUCATION PROGRAM FOR GEORGIA PRODUCERS
GA COMMODITY COMM PEANUTS	100	13,000	CONSERVATION TILLAGE AND PROFITABILITY IN PEANUTS
NATIONAL PEANUT BOARD	17	18,000	EVALUATING PEANUT CULTIVARS PLANTED BY CONVENTIONAL AND REDUCED TILLAGE METHODS AND TWIN VS SINGLE ROW PATTERNS
NATIONAL PEANUT BOARD	17	-18,000	EVALUATING PEANUT CULTIVARS PLANTED BY CONVENTIONAL AND REDUCED TILLAGE METHODS AND TWIN VS SINGLE ROW PATTERNS
WOLFE, KENT LEE			
US DEPARTMENT OF AGRICULTURE	20	63,800	MARKET ANALYSIS OF GRASS-FINISHED BEEF IN THE SOUTHEAST
<u>ANIMAL SCIENCE - CES</u>			
ELY, LANE O			
VARIOUS-INCOME	100	1,000	VARIOUS INCOME
VARIOUS-INCOME	100	1,000	VARIOUS INCOME
GILSON, WARREN D			
IMMUCELL CORPORATION	50	18,746	NISIN FOR THE TREATMENT OF BOVINE MASTITIS: CHARACTERIZATION OF SOMATIC CELL INDUCING IMPURITIES FOUND IN SOME NISIN PREPARATIONS
IMMUCELL CORPORATION	50	-3,124	NISIN FOR THE TREATMENT OF BOVINE MASTITIS: CHARACTERIZATION OF SOMATIC CELL INDUCING IMPURITIES FOUND IN SOME NISIN PREPARATIONS
MONSANTO AGRICULTURAL PRODUCTS	50	40,638	EFFICACY OF A NON-ANTIBIOTIC MICROBICIDAL PRODUCT AGAINST THREE GENERA OF MASTITIS CAUSING BACTERIA
GRAVES, WILLIAM M			
UNIVERSITY OF FLORIDA	100	5,280	THE USE OF THE CIDR INSERT POST AI TO DECREASE EARLY EMBRYONIC LOSS IN HEAT STRESSED ANIMALS AND THE EFFICIENCY OF REUSING A CIDR INSERT

College/Department/Investigator/Sponsor	% Credit OSP	Total Amount	Title
HEUSNER, GARY L			
AM COL OF VET INTERNAL MED FND	10	9,485	RELATIVE ADRENAL INSUFFICIENCY IN CRITICALLY ILL NEONATAL FOALS
ROSSI, JOHNNY E			
VARIOUS-INCOME	100	2,440	VARIOUS RESEARCH GIFTS IN SUPPORT OF DR. ROSSI'S RESEARCH PROGRAM
<u>ASSISTANT DEAN/GRIFFIN CAMPUS</u>			
JORDAN, JEFFREY L			
US DEPARTMENT OF AGRICULTURE	100	856,578	EDUCATION (SARE) PROFESSIONAL DEVELOPMENT (PDP) PROGRAM
LANDRY JR, GILBERT W			
NORTH CAROLINA STATE UNIV	50	338,612	TURFGRASS ENVIRONMENTAL RESEARCH
<u>ASSOC DEAN FOR EXTENSION</u>			
GARBER, MELVIN P			
CLEMSON UNIVERSITY	100	12,000	SOUTHERN REGION WATER QUALITY COORDINATION PROJECT
US ENVIRONMENTAL PROTECTN AGCY	100	32,500	PROMOTING ENVIRONMENTAL HEALTH FOR GEORGIA'S CHILDREN
US ENVIRONMENTAL PROTECTN AGCY	100	120,000	CHILDREN'S ENVIRONMENTAL HEALTH LEAD-BASED PAINT REGULATORY COMPLIANCE ASSISTANT AND EDUCATION PROJECT
VARIOUS OTHER STATES	100	65,505	CHILDREN'S ENVIRONMENTAL HEALTH STATE COORDINATOR DEVELOPMENT, OUTREACH AND EDUCATION PROGRAM (EPA)
VARIOUS OTHER STATES	100	127,229	SOUTHERN REGIONAL EXTENSION FORESTER
VARIOUS-INCOME	100	0	DEPT ACCOUNT FOR RESIDUAL BALANCE POLICY
HUBBARD, WILLIAM G			
FOREST LANDOWNERS ASSN, INC	100	6,000	FLA WEBSITE DEVELOPMENT
NATIONAL COUNCIL FOR SCI & ENV	25	49,610	PROJECT A9B: ACCOUNTING FOR FOREST CARBON SEQUESTRATION: A LANDOWNER PRIMER
NORTHERN INITIATIVES	100	30,286	SUSTAINING WHITE-TAILED DEER AND FORESTS: AN ELECTRONIC RESOURCE CENTER
SOUTHERN FOREST RSCH PARTNERSH	100	13,000	ENCYCLOPEDIA OF BIOENERGY AND BIO-BASED PRODUCTS AS A COMPONENT OF THE FOREST ENCYCLOPEDIA NETWORK
US DEPARTMENT OF AGRICULTURE	100	5,000	NATIONAL WOOD UTILIZATION AND MARKETING CONFERENCE
US DEPARTMENT OF AGRICULTURE	100	111,000	THE FOREST ENVIRONMENTAL THREAT HYPERTEXT ENCYCLOPEDIA PROJECT
US DEPARTMENT OF AGRICULTURE	100	90,000	THE FOREST ENVIRONMENTAL THREAT HYPERTEXT ENCYCLOPEDIA PROJECT
US DEPARTMENT OF AGRICULTURE	100	50,000	REFORESTATION NURSERIES AND GENETICS RESOURCE INFORMATION TECHNOLOGY PROJECT
US DEPARTMENT OF AGRICULTURE	87	28,000	UFSE PROGRAMMING SUPPORT AND ENHANCEMENTS - 2006
US DEPARTMENT OF AGRICULTURE	20	85,500	VISUALIZING FUTURE LANDSCAPES UNDER ALTERNATIVE LAND USE SCENARIOS: LINKING GEOSPATIAL TECHNOLOGIES WITH COMMUNITY-BASED FORESTRY, PHASE II
US DEPARTMENT OF AGRICULTURE	100	56,000	SOUTHERN REGIONAL EXTENSION FORESTER TRAVEL AND SUPPORT GRANT
SPARKS, BEVERLY			
COUNTY OF WALTON	100	4,000	INITIATIVE FOR WATERSHED EXCELLENCE: UPPER ALTAMAHA PILOT
VARIOUS CITIES & COUNTIES	100	5,000	INITIATIVE FOR WATERSHED EXCELLENCE: UPPER ALTAMAHA PILOT
VARIOUS CITIES & COUNTIES	100	5,500	INITIATIVE FOR WATERSHED EXCELLENCE: UPPER ALTAMAHA PILOT
VARIOUS CITIES & COUNTIES	100	15,000	INITIATIVE FOR WATERSHED EXCELLENCE: UPPER ALTAMAHA PILOT
VARIOUS CITIES & COUNTIES	100	3,500	INITIATIVE FOR WATERSHED EXCELLENCE: UPPER ALTAMAHA PILOT
<u>BIOLOGICAL AG ENG-CES</u>			
GASKIN, JULIA WEBB			
US DEPARTMENT OF AGRICULTURE	60	32,137	PROFITABLE ALTERNATIVES TO IMPROVE WATER QUALITY FROM HIGH NUTRIENT STATUS FARMS
HARRISON, KERRY A			
GA DEPT OF NATURAL RESOURCES	50	116,035	IMPLEMENTATION OF FLINT RIVER BASIN REGIONAL WATER PLAN
US DEPARTMENT OF AGRICULTURE	33	94,915	UTILIZING SOLAR POWER AS A SUPPLEMENTAL POWER SOURCE FOR SMALL IRRIGATION NEEDS
HAWKINS, GARY L			
GA COMMODITY COMM PEANUTS	25	20,000	MAINTAINING OPTIMAL SOIL MOISTURE IN PEANUTS WITH VARIABLE RATE IRRIGATION
SOUTHERN REGION SM FRUIT CONS	34	5,000	HORIZONTAL WELLS FOR IRRIGATION SUPPLY FOR BLUEBERRIES
US DEPARTMENT OF AGRICULTURE	20	650,000	LONG-TERM WATER QUALITY RESPONSE TO CONSERVATION PRACTICES IN A COASTAL PLAIN WATERSHED

College/Department/Investigator/Sponsor	% Credit OSP	Total Amount	Title
US DEPARTMENT OF AGRICULTURE	34	94,915	UTILIZING SOLAR POWER AS A SUPPLEMENTAL POWER SOURCE FOR SMALL IRRIGATION NEEDS
RAINS, GLEN C			
US DEPARTMENT OF AGRICULTURE	100	146,668	ASSISTIVE TECHNOLOGY FOR FARMERS WITH DISABILITIES
RISSE, LAWRENCE MARK			
GA DEPT OF HUMAN RESOURCES	30	60,638	DHR ENVIRONMENTAL HEALTH SPECIALIST TRAINING PROGRAM
TEXAS COOPERATIVE EXTENSION	100	65,000	SOUTHERN REGION WATER QUALITY EDUCATION PROJECT USDA - CSREES VIDEO EDUCATION AND MARKETING FOR SOIL TESTING AS A BEST MANAGEMENT PRACTICE IN THE SOUTHERN REGION
TEXAS COOPERATIVE EXTENSION	10	18,000	SOUTHERN REGION WATER QUALITY EDUCATION PROJECT - MASTER WATERSHED PROGRAM
TEXAS COOPERATIVE EXTENSION	100	17,000	
UNIV OF NEBRASKA-LINCOLN	100	12,500	A NATIONAL LEARNING CENTER FOR ANIMAL AGRICULTURE WATER QUALITY ISSUES
SMITH, JOHN			
US DEPARTMENT OF AGRICULTURE	33	94,915	UTILIZING SOLAR POWER AS A SUPPLEMENTAL POWER SOURCE FOR SMALL IRRIGATION NEEDS
SUMNER, PAUL E			
US DEPARTMENT OF AGRICULTURE	20	236,600	INTEGRATED FRUIT AND VEGETABLE RESEARCH, GEORGIA
WORLEY, JOHN W			
GA ENV FACILITIES AUTHORITY	100	70,000	CONSERVATION OF ENERGY IN AGRICULTURE
CAES BUSINESS OFFICE-CES			
EASON, MARCUS A			
UOFGA FOUNDATION	100	7,814	ENDOWMENT-UGA FOUNDATION BROOKS-LAW 30F3230
CROP AND SOIL SCIENCES-CES			
ANDRAE, JOHN G			
VARIOUS-INCOME	100	7,820	GITS FOR DR. ANDRAE IN SUPPORT OF VARIOUS RESEARCH PROJECTS
BEASLEY, JOHN P			
AUBURN UNIVERSITY	100	55,000	TRI-STATE JOINT PEANUT RESEARCH, AL
GA COMMODITY COMM PEANUTS	60	10,700	DOUBLE CROPPING SYSTEMS AND CROP ROTATIONS FOR STRIP-TILL PEANUT EVALUATION OF NEWLY RELEASED CULTIVARS FOR ADAPTABILITY TO SOUTHEAST GROWERS' FIELDS
GA COMMODITY COMM PEANUTS	50	25,000	
GA COMMODITY COMM PEANUTS	25	15,000	LARGE-SEEDED RUNNER-TYPE CULTIVAR RESPONSE TO SUPPLEMENTAL CALCIUM EVALUATING PEANUT CULTIVARS PLANTED BY CONVENTIONAL AND REDUCED TILLAGE METHODS IN TWIN AND SINGLE ROW PATTERNS
GA COMMODITY COMM PEANUTS	40	18,000	PEANUT CULTIVAR RESPONSES TO RESIDUAL HERBICIDES IN GROWTH CHAMBER EXPERIMENTS
GA COMMODITY COMM PEANUTS	50	5,000	
GA COMMODITY COMM PEANUTS	100	5,250	ANNUAL REPORT OF EMERGING PEANUT PRODUCTION ISSUES TO GEORGIA PEANUT PRODUCERS THROUGH THE 2007 PEANUT UPDATE PUBLICATION
GA COMMODITY COMM PEANUTS	100	20,000	UNIVERSITY OF GEORGIA AGRONOMIC RESEARCH AND EXTENSION PROGRAMS IDENTIFYING OPTIMUM MATURITY FOR NEW PEANUT GENOTYPES WITH EITHER NORMAL OR HIGH OLEIC OIL CHEMISTRY AND THE EFFECT OF MATURITY AND CALCIUM CONCENTRATION ON FINAL YIELD/GRADE/SEED GERMINATION AND FLAVOR
GA COMMODITY COMM PEANUTS	43	15,000	INCORPORATING WEATHER AND CLIMATE INFORMATION TO ENHANCE THE TOMATO SPOTTED WILT VIRUS RISK INDEX
GEORGIA PEANUT COMMISSION	5	17,000	EVALUATING PEANUT CULTIVARS PLANTED BY CONVENTIONAL AND REDUCED TILLAGE METHODS AND TWIN VS SINGLE ROW PATTERNS
NATIONAL PEANUT BOARD	83	18,000	EVALUATING PEANUT CULTIVARS PLANTED BY CONVENTIONAL AND REDUCED TILLAGE METHODS AND TWIN VS SINGLE ROW PATTERNS
NATIONAL PEANUT BOARD	83	-18,000	IDENTIFYING OPTIMUM MATURITY FOR NEW PEANUT GENOTYPES WITH EITHER NORMAL OF HIGH OLEIC OIL CHEMISTRY AND THE EFFECT OF MATURITY AND CALCIUM CONCENTRATION ON FINAL YIELD, GRADE, SEED GERMINATION AND FLAVO
PEANUT FOUNDATION	90	30,000	
US DEPARTMENT OF AGRICULTURE	100	5,000	IDENTIFICATION OF PHYSIOLOGICAL AND GENETIC RESPONSES ASSOCIATED WITH TOMATO SPOTTED WILT VIRUS IN CULTIVATED PEANUTS
VARIOUS-INCOME	100	9,000	VARIOUS RESEARCH GIFTS FOR DR. BEASLEY

College/Department/Investigator/Sponsor	% Credit OSP	Total Amount	Title
BROWN, STEVEN M			
GA COMMODITY COMM COTTON	100	18,000	BELTWIDE COTTON CONFERENCE STUDY TOUR FOR COUNTY AGENTS
GA COMMODITY COMM COTTON	100	25,500	COTTON FIELD DEMONSTRATION PROGRAM
GA COMMODITY COMM COTTON	100	31,000	COTTON EDUCATION PROGRAMS AND GEORGIA KING COTTON AWARD
GA COMMODITY COMM COTTON	100	25,500	COTTON FIELD DEMONSTRATION PROGRAM
GA COMMODITY COMM COTTON	100	33,000	COTTON EDUCATION PROGRAMS AND GEORGIA (KING COTTON) AWARDS
GA COMMODITY COMM COTTON	100	16,000	BELTWIDE COTTON CONFERENCE STUDY TOUR FOR COUNTY AGENTS
CULPEPPER, ALFRED STANLEY			
COTTON INCORPORATED	25	25,000	TRANSGENIC AND NON-TRANSGENIC COTTON PRODUCTION SYSTEMS II-GEORGIA
			COTTON, WEED AND INSECT RESPONSE TO ROUNDUP, ROUNDUP PLUS DUAL MAGNUM OR ROUNDUP PLUS STAPLE MIXED WITH VARIOUS INSECTICIDES AND APPLIED
GA COMMODITY COMM COTTON	34	7,000	OVERTOP OF ROUNDUP READY FLEX COTTON
GA COMMODITY COMM COTTON	100	15,000	CAN COTTON GROWERS EFFECTIVELY MANAGE TROPICAL SPIDERWORT IN RR COTTON?
UNIVERSITY OF FLORIDA	50	-1,979	EVALUATION OF S-METOLACHLOR FOR MANAGING WEEDS IN CANTALOUPE
UNIVERSITY OF FLORIDA	100	11,500	HERBICIDE EVALUATION IN CARROTS, BROCCOLI, CABBAGE, COLLARD AND STRAWBERRY
UNIVERSITY OF FLORIDA	100	3,000	UGA SCIENTISTS ATTEND AND CONDUCT EDUCATIONAL PROGRAMS IN COOPERATION WITH IR4
VARIOUS-INCOME	100	59,000	VARIOUS INCOME
VARIOUS-INCOME	100	24,500	VARIOUS INCOME
VARIOUS-INCOME	100	3,250	VARIOUS INCOME
VARIOUS-INCOME	100	9,000	VARIOUS INCOME
VIDALIA ONION COMMITTEE	100	2,250	TRANSPLANT ONION WEED MANAGEMENT PROGRAMS USING CHATEAU HERBICIDE
VIDALIA ONION COMMITTEE	100	2,500	DEVELOPING EFFECTIVE WEED MANAGEMENT PROGRAMS IN DIRECT SEEDED ONION
HARRIS JR, GLENDON H			
GA COMMODITY COMM PEANUTS	75	15,000	LARGE-SEEDED RUNNER-TYPE CULTIVAR RESPONSE TO SUPPLEMENTAL CALCIUM
JOHNSON III, WILEY C			
GA COMMODITY COMM PEANUTS	33	10,000	PEANUT RESPONSE TO LATE-SEASON GLYPHOSATE APPLICATIONS
JOST, PHILIP H			
COTTON INCORPORATED	25	25,000	TRANSGENIC AND NON-TRANSGENIC COTTON PRODUCTION SYSTEMS II - GEORGIA
COTTON INCORPORATED	100	6,000	EFFECT OF AN UPPER LIMIT TEMPERATURE THRESHOLD ON HEAT UNIT CALCULATIONS, DEFOLIATION TIMING, YIELD AND FIBER QUALITY: GA
GA COMMODITY COMM COTTON	100	10,000	COTTON PLANT DENSITY: IMPACTS ON FIBER QUALITY
GA COMMODITY COMM COTTON	100	4,000	COTTON REPLANTING DECISIONS
GA COMMODITY COMM COTTON	100	7,000	COTTON PLANT GROWTH REGULATORS AND YIELD ENHANCERS
			COTTON, WEED AND INSECT RESPONSE TO ROUNDUP, ROUNDUP PLUS DUAL MAGNUM OR ROUNDUP PLUS STAPLE MIXED WITH VARIOUS INSECTICIDES AND APPLIED
GA COMMODITY COMM COTTON	33	7,000	OVERTOP OF ROUNDUP READY FLEX COTTON
GA COMMODITY COMM SOYBEANS	70	35,000	SOYBEAN EXTENSION EDUCATION PROGRAM
			CONTROLLING ASIATIC SOYBEAN RUST WITH VARIABLE RATE FUNGICIDE APPLICATIONS
MISSISSIPPI STATE UNIVERSITY	50	92,700	MOBILE SCOUTING COMPONENT OF THE NATIONAL LEGUME RISK MANAGEMENT TOOL DEVELOPMENT PROJECT (USDA)
PENNSYLVANIA STATE UNIVERSITY	25	15,000	TOOL DEVELOPMENT PROJECT (USDA)
VARIOUS-INCOME	100	6,000	VARIOUS RESEARCH GIFT FOR SUPPORT OF EXTENSION PROGRAM
LEE, R DEWEY			
GA COMMODITY COMM FOR CORN	30	16,000	SELECTION OF PRE-HARVEST MAIZE WEEVIL RESISTANCE TO CONTROL STORAGE GRAIN LOSS AND AFLATOXIN CONTAMINATION
GA COMMODITY COMM FOR CORN	100	9,000	UNIVERSITY OF GEORGIA CORN EXTENSION EDUCATION PROGRAM AND APPLIED RESEARCH SUPPORT REQUEST FOR 2006
US DEPARTMENT OF AGRICULTURE	100	60,000	DEVELOPMENT OF DROUGHT TOLERANT CORN-HYBRID VARIETIES WITH A REDUCED AFLATOXIN CONTAMINATION
US DEPARTMENT OF AGRICULTURE	100	-152,137	DEVELOPMENT OF DROUGHT TOLERANT CORN-HYBRID VARIETIES WITH A REDUCED AFLATOXIN CONTAMINATION

College/Department/Investigator/Sponsor	% Credit OSP	Total Amount	Title
MOORE, J MICHAEL			
GA COMMODITY COMM TOBACCO	100	3,000	FUNDING FOR PRINTING EXTENSION TOBACCO PUBLICATION AND PRINTING AND LAMINATION OF EDUCATIONAL POSTERS
GA COMMODITY COMM TOBACCO	100	3,000	FUNDING FOR PRINTING EXTENSION TOBACCO PUBLICATION AND PRINTING AND LAMINATION OF EDUCATIONAL POSTERS
GA COMMODITY COMM TOBACCO	100	6,000	FUNDING IN SUPPORT OF EXTENSION TOBACCO TEAM PROGRAM EFFORTS
GA COMMODITY COMM TOBACCO	100	-3,000	FUNDING IN SUPPORT OF EXTENSION TOBACCO TEAM PROGRAM EFFORTS
PHILIP MORRIS	100	33,600	TOBACCO EDUCATION PROGRAM
UNIVERSITY OF FLORIDA	100	12,000	STUDIES ON FLUE-CURED TOBACCO IN SUPPORT OF FLORIDA TOBACCO PRODUCTS
UNIVERSITY OF FLORIDA	100	4,750	STUDIES ON FLUE-CURED TOBACCO IN SUPPORT OF FLORIDA TOBACCO PRODUCTS
VARIOUS-INCOME	100	1,200	VARIOUS INCOME
MURPHY, TIMOTHY R			
NORTH CAROLINA STATE UNIV	25	338,612	TURFGRASS ENVIRONMENTAL RESEARCH
UOFGA RESEARCH FOUNDATION INC	100	5,000	SEASHORE TOLERANCE TO HERBICIDES
VARIOUS-INCOME	100	11,850	VARIOUS INCOME
VARIOUS-INCOME	100	4,000	VARIOUS INCOME
VARIOUS-INCOME	100	17,600	VARIOUS INCOME
VARIOUS-INCOME	100	44,000	VARIOUS INCOME
VARIOUS-INCOME	100	-19,762	VARIOUS INCOME
VARIOUS-INCOME	100	12,000	VARIOUS INCOME
VARIOUS-INCOME	100	9,000	VARIOUS INCOME
VARIOUS-INCOME	100	3,500	VARIOUS INCOME
VARIOUS-INCOME	100	5,000	VARIOUS INCOME
VARIOUS-INCOME	100	10,000	VARIOUS INCOME
VARIOUS-INCOME	100	19,000	VARIOUS INCOME
PROSTKO, ERIC P			
GA COMMODITY COMM PEANUTS	33	10,000	PEANUT RESPONSE TO LATE-SEASON GLYPHOSATE APPLICATIONS
GA COMMODITY COMM PEANUTS	100	3,000	TROPICAL SPIDERWORT BIOLOGY AND MANAGEMENT
GA COMMODITY COMM SOYBEANS	5	35,000	SOYBEAN EXTENSION EDUCATION PROGRAM
VARIOUS-INCOME	100	2,000	VARIOUS - PROSTKO
VARIOUS-INCOME	100	4,000	VARIOUS - PROSTKO
VARIOUS-INCOME	100	5,500	VARIOUS - PROSTKO
WALTZ JR, FREDDIE CLINTON			
VARIOUS-INCOME	100	5,167	VARIOUS RESEARCH FOR CLINT WALTZ
VARIOUS-INCOME	100	4,000	VARIOUS RESEARCH FOR CLINT WALTZ
VARIOUS-INCOME	100	15,000	VARIOUS RESEARCH FOR CLINT WALTZ
VARIOUS-INCOME	100	13,000	VARIOUS RESEARCH FOR CLINT WALTZ
VARIOUS-INCOME	100	4,833	VARIOUS RESEARCH FOR CLINT WALTZ
VARIOUS-INCOME	100	9,000	VARIOUS RESEARCH FOR CLINT WALTZ
VARIOUS-INCOME	100	19,332	VARIOUS RESEARCH FOR CLINT WALTZ
VARIOUS-INCOME	100	7,700	VARIOUS RESEARCH FOR CLINT WALTZ
WEST, LARRY T			
GA DEPT OF HUMAN RESOURCES	70	60,638	DHR ENVIRONMENTAL HEALTH SPECIALIST TRAINING PROGRAM
<u>CTR OF AGRIBUS & ECO DEVEL CES</u>			
BEST, MICHAEL			
US DEPARTMENT OF AGRICULTURE	20	63,800	MARKET ANALYSIS OF GRASS-FINISHED BEEF IN THE SOUTHEAST
<u>ENTOMOLOGY-CES</u>			
BROWN, STEVE L			
GA COMMODITY COMM FOR CORN	40	16,000	SELECTION OF PRE-HARVEST MAIZE WEEVIL RESISTANCE TO CONTROL STORAGE GRAIN LOSS AND AFLATOXIN CONTAMINATION
GA COMMODITY COMM PEANUTS	50	30,000	COMBINATION OF PEST RESISTANT CULTIVARS AND ADVANCED LINES WITH SYSTEMIC AND FOLIAR INSECTICIDE FOR CONTROL OF LEAFHOPPER AND...PEANUT EVALUATION OF NEWLY RELEASED CULTIVARS FOR ADAPTABILITY TO SOUTHEAST GROWERS' FIELDS
GA COMMODITY COMM PEANUTS	15	25,000	HOST RESISTANCE, TREATMENT THRESHOLDS AND DAMAGE LEVELS - THREE CORNERED ALFALFA HOPPER AND LEAFHOPPER COMPLEXES ON PEANUT
GA COMMODITY COMM PEANUTS	50	5,000	VARIOUS INCOME
VARIOUS-INCOME	100	3,000	VARIOUS INCOME
COY, ANTON E			
GA COMMODITY COMM FOR CORN	30	16,000	SELECTION OF PRE-HARVEST MAIZE WEEVIL RESISTANCE TO CONTROL STORAGE GRAIN LOSS AND AFLATOXIN CONTAMINATION

College/Department/Investigator/Sponsor	% Credit OSP	Total Amount	Title
DELAFLANE, KEITH S			
NORTH CAROLINA STATE UNIV	100	68,000	BREEDING AN ECONOMICALLY VIABLE HONEY BEE FOR REDUCED CHEMICAL BEEKEEPING
VARIOUS-INCOME	100	200	VARIOUS INCOME
DOUCE, G KEITH			
US DEPARTMENT OF AGRICULTURE	50	50,415	DEVELOPING AND EXTENDING THROUGH PUBLIC AWARENESS AND OUTREACH FHP HEALTHY FOREST/INVASIVE SPECIES INFORMATION AND PROGRAMS USING THE BUGWOOD NETWORK
US DEPARTMENT OF AGRICULTURE	100	5,000	ASSISTING USDA/FS, S&PF, NORTHEAST REGION, ST. PAUL FIELD OFFICE IMPLEMENT PROGRAMS USING THE FORESTRY IMAGES SYSTEM
US DEPARTMENT OF AGRICULTURE	100	10,000	GPDD IMAGING COMPONENT
GUILLEBEAU, LEE P			
GA DEPT OF AGRICULTURE	10	45,000	INCREASING IPM IMPLEMENTATION IN AT RISK PUBLIC SCHOOLS IN GEORGIA
PRIVATE	100	10,177	MIS PUBLICATION
PRIVATE	100	4,871	MIS PUBLICATION
PRIVATE	100	2,774	MIS PUBLICATION
PRIVATE	100	4,246	MIS PUBLICATION
PRIVATE	100	3,031	MIS PUBLICATION
PRIVATE	100	2,533	MIS PUBLICATION
PRIVATE	100	1,919	MIS PUBLICATION
PRIVATE	100	11,088	MIS PUBLICATION
PRIVATE	100	8,835	MIS PUBLICATION
PRIVATE	100	15,422	MIS PUBLICATION
PRIVATE	100	7,719	MIS PUBLICATION
PRIVATE	100	5,494	MIS PUBLICATION
US DEPARTMENT OF AGRICULTURE	100	32,033	PESTICIDE APPLICATOR TRAINING FOR FISCAL YEAR 2005
HINKLE, NANCY C			
UNIV OF CALIFORNIA/RIVERSIDE	100	25,943	HOUSEFLY BEHAVIOR AND IMPROVING IPM IN CONFINED ANIMAL SYSTEMS
VARIOUS-INCOME	100	1,000	VARIOUS RESEARCH GIFTS FOR DR. HINKLE
VARIOUS-INCOME	100	5,200	VARIOUS RESEARCH GIFTS FOR DR. HINKLE
HORTON, DAN L			
UNIVERSITY OF FLORIDA	100	15,000	EVALUATION OF LOW-RISK, ORGANOPHOSPHATE REPLACEMENT INSECTICIDES FOR SOUTHEASTERN PEACHES
US ENVIRONMENTAL PROTECTN AGCY	100	90,000	RISK REDUCTION FOR SOUTHEASTERN PEACHES: IMPLEMENTING MATING DISRUPTION FOR MANAGEMENT OF BORERS
VARIOUS-INCOME	100	4,000	VARIOUS INCOME
HUDSON III, WILLIAM G			
VARIOUS-INCOME	100	7,500	VARIOUS INCOME
VARIOUS-INCOME	100	12,000	VARIOUS INCOME
NOBLET, RAYMOND			
VARIOUS-INCOME	100	10,000	VARIOUS INCOME
VARIOUS-INCOME	100	6,000	VARIOUS INCOME
VARIOUS-INCOME	100	15,000	VARIOUS INCOME
VARIOUS-INCOME	100	-3,000	VARIOUS INCOME
VARIOUS-INCOME	100	5,500	VARIOUS INCOME
VARIOUS-INCOME	100	12,000	VARIOUS INCOME
PETTIS, GRETCHEN V			
GA DEPT OF AGRICULTURE	90	45,000	INCREASING IPM IMPLEMENTATION IN AT RISK PUBLIC SCHOOLS IN GEORGIA
ROBERTS, PHILLIP M			
COTTON INCORPORATED	25	25,000	TRANSGENIC AND NON-TRANSGENIC COTTON PRODUCTION SYSTEMS II -GEORGIA
GA COMMODITY COMM COTTON	50	29,564	IDENTIFYING PRACTICAL KNOWLEDGE AND SOLUTIONS FOR MANAGING THE SUCKING-BUG COMPLEX IN COTTON: RESEARCH IN THE SOUTHEAST REGION - GA
GA COMMODITY COMM COTTON	33	18,200	INSECTICIDE RESISTANCE MONITORING
GA COMMODITY COMM COTTON	33	7,000	COTTON, WEED AND INSECT RESPONSE TO ROUNDUP, ROUNDUP PLUS DUAL MAGNUM OR ROUNDUP PLUS STAPLE MIXED WITH VARIOUS INSECTICIDES AND APPLIED OVERTOP OF ROUNDUP READY FLEX COTTON

College/Department/Investigator/Sponsor	% Credit OSP	Total Amount	Title
GA COMMODITY COMM COTTON	50	23,712	IDENTIFYING PRACTICAL KNOWLEDGE AND SOLUTIONS FOR MANAGING THE SUCKING-BUG COMPLEX IN COTTON: RESEARCH IN THE SOUTHEAST REGION GA
GA COMMODITY COMM SOYBEANS	25	5,500	ADVANCE SOYBEAN SCREENING FOR STINK BUG RESISTANCE
GA COMMODITY COMM SOYBEANS	5	35,000	SOYBEAN EXTENSION EDUCATION PROGRAM
SPARKS JR, ALTON N			
UNIVERSITY OF FLORIDA	100	2,500	EVALUATION OF SELECTED INSECTICIDES AGAINST LEPIDOTEROUS PESTS ON COLE CROPS
VARIOUS-INCOME	100	6,000	VARIOUS RESEARCH GIFTS FOR DR. A. SPARKS
VARIOUS-INCOME	100	11,500	VARIOUS RESEARCH GIFTS FOR DR. A. SPARKS
VARIOUS-INCOME	100	6,000	VARIOUS RESEARCH GIFTS FOR DR. A. SPARKS
VARIOUS-INCOME	100	4,000	VARIOUS RESEARCH GIFTS FOR DR. A. SPARKS
VARIOUS-INCOME	100	2,000	VARIOUS RESEARCH GIFTS FOR DR. A. SPARKS
VIDALIA ONION COMMITTEE	60	2,500	MONITORING OF THRIPS SPECIES COMPOSITION IN THE VIDALIA PRODUCTION REGION AND EVALUATION OF EFFICACY OF SELECTED INSECTICIDES AGAINST THRIPS ON ONIONS
SPARKS, BEVERLY			
US DEPARTMENT OF AGRICULTURE	100	47,513	USDA SMITH LEVER COTTON PEST MANAGEMENT 06
<u>ENVIRONMENTAL HEALTH SCI - CES</u>			
OSORIO, RICHARD E			
GA DEPT OF NATURAL RESOURCES	25	-8,475	ROCK EAGLE 4-H CENTER ENVIRONMENTAL EDUCATION PROJECTS, MASTER NATURLIST AND GEORGIA PROJECT FOR EXCELLENCE IN ENVIRONMENTAL EDUCATION
<u>EXT FAMILY & CONSUMER SCI</u>			
ATILES, JORGE HORACIO			
US DEPARTMENT OF AGRICULTURE	100	4,000	HEALTHY HOMES FOR GEORGIA 2006
<u>FEED & ENVIRONMENTAL WATER LAB</u>			
VENDRELL, PAUL F			
TEXAS COOPERATIVE EXTENSION	30	18,000	VIDEO EDUCATION AND MARKETING FOR SOIL TESTING AS A BEST MANAGEMENT PRACTICE IN THE SOUTHERN REGION
<u>FOOD SCI & TECHNOLOGY-CES</u>			
DANIELS, JAMES A			
US DEPARTMENT OF AGRICULTURE	100	26,000	THE DEVELOPMENT OF A TRAINING PROGRAM FOR SMALL AND VERY SMALL MEAT AND POULTRY PLANTS TO AID IN THE REASSESSMENT OF HACCP PLANS FOR THE EFFECTIVE CONTROL OF ALLERGENS AND RESTRICTED INGREDIENTS
<u>HORTICULTURE-CES</u>			
BAILEY, DOUGLAS A			
VARIOUS-INCOME	100	3,500	VARIOUS INCOME
BERLE, DAVID C			
UOFGA FOUNDATION	100	2,500	UGA FOUNDATION LOCATING ARBORETUM TREES BY GPS 50R1500 91150000
BOYHAN, GEORGE E			
VIDALIA ONION COMMITTEE	50	4,000	EFFECT OF FERTILIZATION REGIMES ON ONION PRODUCTION FROM PUTATIVELY VIRUS INFECTED ONION TRANSPLANTS
CZARNOTA, MARK ANDREW			
GA DEPT OF TRANSPORTATION	100	50,000	PRELIMINARY INVESTIGATION FOR ESTABLISHING AND MAINTAINING NATIVE GRASSES FOR RIGHT OF WAY USE (PILOT PROJECT)
UNIVERSITY OF FLORIDA	100	4,000	EVALUATION OF HERBICIDES FOR YELLOW AND PURPLE NUTSEDGE (CYPERUS ESCULENTUS AND C. ROTUNDUS) AND ANNUAL SEDGE CONTROL (CYPERUS SPP.) IN YOUNG BLUEBERRY FIELDS
UNIVERSITY OF FLORIDA	100	2,000	EVALUATION OF HALOSULFURON AND SULFENTRAZONE FOR SAFETY ON CONTAINER AND FIELD GROWN TREES AND SHRUBS
UNIVERSITY OF FLORIDA	100	16,000	WEED CONTROL AND GROWTH REGULATORS IN ORNAMENTALS
KELLEY, WILLIAM T			
UNIVERSITY OF FLORIDA	50	-1,979	EVALUATION OF S-METOLACHLOR FOR MANAGING WEEDS IN CANTALOUPE
UNIVERSITY OF FLORIDA	50	-2,000	EVALUATION OF TRIFLOXYSTROBIN FOR MANAGING FOLIAR DISEASES IN RADISH/TURNIP
US DEPARTMENT OF AGRICULTURE	45	236,600	INTEGRATED FRUIT AND VEGETABLE RESEARCH, GEORGIA

College/Department/Investigator/Sponsor	% Credit OSP	Total Amount	Title
VARIOUS-INCOME	100	2,500	VARIOUS INCOME
VARIOUS-INCOME	100	2,000	VARIOUS INCOME
KREWER, GERARD W			
GA COMMODITY COMM PEACHES	100	2,500	MODERATE CHILLING PEACH AND NECTARINE BREEDING AND EVALUATION PROGRAM
SOUTHERN REGION SM FRUIT CONS	75	5,000	HORTICULTURE AND ECONOMIC EVALUATION OF EARLY RIPENING RABBITEYES FOR LOCAL SALES AND DISTANT SHIPPING
UOFGA RESEARCH FOUNDATION INC	100	0	CONTINUATION OF: MODERATE CHILLING PEACH AND NECTARINE BREEDING AND EVALUATION PROJECT
UOFGA RESEARCH FOUNDATION INC	100	15,700	CONTINUATION OF: MODERATE CHILLING PEACH AND NECTARINE BREEDING AND EVALUATION PROJECT
WADE, GARY L			
VARIOUS-INCOME	100	1,500	VARIOUS INCOME
<u>NORTHEAST DISTRICT - CES</u>			
MARSH, JOAN E			
COUNTY OF CHEROKEE	100	-3,553	CHEROKEE COUNTY EXTENSION SERVICE
COUNTY OF CHEROKEE	100	91,535	CHEROKEE COUNTY EXTENSION SERVICE
COUNTY OF FULTON	100	5,119	FULTON COUNTY AGENTS
COUNTY OF FULTON	100	77,015	COUNTY EXTENSION PERSONNEL
COUNTY OF FULTON	100	189,821	COUNTY EXTENSION PERSONNEL
SPARKS, BEVERLY			
COUNTY OF BANKS	100	2,984	EXTENSION PERSONNEL
COUNTY OF CLARKE	100	483	CLARKE COUNTY BOARD OF COMMISSIONERS
COUNTY OF HABERSHAM	100	43,939	HABERSHAM COUNTY EXTENSION AGENT
COUNTY OF HANCOCK	100	10,006	HANCOCK COUNTY PERSONNEL
COUNTY OF JASPER	100	2,841	JASPER COUNTY EXTENSION SERVICE
COUNTY OF WARREN	100	16,123	WARREN COUNTY PROGRAM ASSISTANT
UOFGA RESEARCH FOUNDATION INC	100	0	UGARF IDC ALLOCATION
VARIOUS-INCOME	100	0	DEPT ACCOUNT FOR RESIDUAL BALANCE POLICY
<u>NORTHWEST DISTRICT - CES</u>			
MARSH, JOAN E			
COUNTY OF CARROLL	100	8,953	CARROLL COUNTY BOARD OF COMMISSIONERS
COUNTY OF COWETA	100	12,000	COWETA COUNTY BOARD OF EDUCATION
COUNTY OF DOUGLAS	100	-10,365	DOUGLAS COUNTY PERSONNEL
COUNTY OF FAYETTE/FAYETTEVILLE	100	50,480	FAYETTE COUNTY PERSONNEL
COUNTY OF FAYETTE/FAYETTEVILLE	100	-1,203	FAYETTE COUNTY PERSONNEL
COUNTY OF HENRY	100	51,708	HENRY COUNTY PROGRAM ASSISTANT
COUNTY OF MERIWETHER	100	7,790	COUNTY AGENT FOR MERIWETHER COUNTY
COUNTY OF MERIWETHER	100	15,474	MERIWETHER COUNTY PROGRAM ASSISTANT
COUNTY OF NEWTON	100	38,220	NEWTON COUNTY EXTENSION AGENT
COUNTY OF POLK	100	4,205	POLK COUNTY 4-H PROGRAM ASSISTANT
COUNTY OF POLK	100	4,659	POLK COUNTY PROGRAM ASSISTANT
COUNTY OF ROCKDALE	100	51,261	ROCKDALE COUNTY EXTENSION AGENT
COUNTY OF ROCKDALE	100	3,121	ROCKDALE COUNTY EXTENSION AGENT
COUNTY OF TROUP	100	38,227	4-H PROGRAM ASSISTANT FOR TROUP COUNTY
SPARKS, BEVERLY			
COUNTY OF JASPER	100	2,841	JASPER COUNTY PERSONNEL
COUNTY OF MCDUFFIE	100	12,612	MCDUFFIE COUNTY EXTENSION PERSONNEL
<u>OFF OF GLOBAL PROGRAMS - CES</u>			
HAMILTON, ROBERT D			
GA DEPT OF AGRICULTURE	100	714,750	THE GEORGIA HOMELAND SECURITY AGROSECURITY GRANT PROGRAM - FY2005 ODP GRANT
<u>OFFICE OF INFORM TECHNOLOGY</u>			
HAMILTON, ROBERT D			
UNIVERSITY OF FLORIDA	70	37,500	SOUTHERN REGIONAL PLANT DIAGNOSTIC CENTER LABORATORIES - GA SUBCONTRACT
UNIVERSITY OF FLORIDA	70	6,390	SOUTHERN REGIONAL PLANT DIAGNOSTIC CENTER LABORATORIES - GA SUBCONTRACT (USDA)

College/Department/Investigator/Sponsor	% Credit OSP	Total Amount	Title
<u>PESTICIDE & HAZARDOUS WASTE LB</u>			
BUSH, PARSHALL B			
US DEPARTMENT OF AGRICULTURE	100	21,600	DRIFT RESULTING FROM GROUND APPLICATION OF INSECTICIDES TO INDIVIDUAL TREES
US DEPARTMENT OF AGRICULTURE	100	30,000	CONTROLLING PRIVET (LIGUSTRUM SINENSE): CONTINUATION OF A DEMONSTRATION PROJECT FOR CONTROLLING PRIVET IN BOTTOMLAND HARDWOODS
<u>PLANT PATHOLOGY-CES</u>			
BRANNEN, PHILLIP M			
GA COMMODITY COMM PEACHES	25	3,500	OPTIMIZING MYCOSSHIELD AND COPPER APPLICATION FOR BACTERIAL SPOT CONTROL DURING THE COVER SPRAYS
GA COMMODITY COMM PEACHES	100	2,500	NEW MANAGEMENT TECHNIQUES FOR RESISTANCE OF DMI'S AND STROBILURIN FUNGICIDES RELATIVE TO MONILINIA FRUCTICOLA (BROWN ROT)
UNIVERSITY OF FLORIDA	50	7,000	CONTROL OF SEPTORIA AND ANTHRACNOSE BLUEBERRY LEAF SPOT DISEASES THROUGH USE OF FOLIAR-APPLIED PHOSPHITE-CONTAINING BIOPESTICIDES
UNIVERSITY OF FLORIDA	30	12,000	BIOPESTICIDES AS REPLACEMENTS OR ROTATION PARTNERS FOR OXYTETRACYCLINE AGAINST BACTERIAL SPOT OF PEACH DURING THE COVER SPRAYS
VARIOUS-INCOME	100	3,000	VARIOUS RESEARCH SUPPORT BRANNEN
CSINOS, ALEXANDER S			
US DEPARTMENT OF AGRICULTURE	50	238,449	AN INTEGRATED APPROACH FOR THE VEGETABLE INDUSTRY IN GEORGIA TO PROTECT CROPS FROM THE SOILBORNE PATHOGEN PHYTOPHTHORA
KEMERAIT JR, ROBERT C			
GA COMMODITY COMM COTTON	15	20,000	USE A COMMERCIALY AVAILABLE SOIL ELECTRICAL CONDUCTIVITY MAPPING SYSTEM TO IDENTIFY NEMATODE-PRONE AREAS IN A FIELD
GA COMMODITY COMM FOR CORN	100	4,500	DEVELOPMENT OF SPECIFIC FUNGICIDE PROGRAMS TO MANAGE SOUTHERN CORN LEAF BLIGHT AND SOUTHERN RUST
GA COMMODITY COMM PEANUTS	40	10,700	DOUBLE CROPPING SYSTEMS AND CROP ROTATIONS FOR STRIP-TILL PEANUT MAXIMIZING EFFICACY OF DISEASE MANAGEMENT PROGRAMS IN PEANUT PRODUCTION IN GEORGIA THROUGH INTEGRATION OF WEATHER AND CLIMATE DATA
GA COMMODITY COMM PEANUTS	100	4,000	WITH THE PEANUT DISEASE RISK INDEX
GA COMMODITY COMM PEANUTS	34	8,000	MODIFY AU-PNUT DISEASE ADVISORY AND ASSESS IMPACT OF FUNGICIDE INPUTS FOR THE CONTROL OF FOLIAR AND SOILBORNE DISEASES AS WELL AS ON YIELD OF SELECTED DISEASE RESISTANT GENOTYPES
GA COMMODITY COMM PEANUTS	15	25,000	EVALUATION OF NEWLY RELEASED CULTIVARS FOR ADAPTABILITY TO SOUTHEAST GROWERS' FIELDS
GA COMMODITY COMM SOYBEANS	20	35,000	SOYBEAN EXTENSION EDUCATION PROGRAM
GEORGIA PEANUT COMMISSION	5	17,000	INCORPORATING WEATHER AND CLIMATE INFORMATION TO ENHANCE THE TOMATO SPOTTED WILT VIRUS RISK INDEX
MISSISSIPPI STATE UNIVERSITY	50	92,700	CONTROLLING ASIATIC SOYBEAN RUST WITH VARIABLE RATE FUNGICIDE APPLICATIONS
PENNSYLVANIA STATE UNIVERSITY	50	15,000	MOBILE SCOUTING COMPONENT OF THE NATIONAL LEGUME RISK MANAGEMENT TOOL DEVELOPMENT PROJECT (USDA)
UNIVERSITY OF FLORIDA	100	20,925	DEVELOPMENT OF SUSTAINABLE PEANUT PRODUCTION TECHNOLOGIES FOR AMARINDIAN VILLAGES IN THE RUPUNUNI REGION OF GUYANA
US AGENCY FOR INATL DEVEL	1	2,550,000	THE PEANUT COLLABORATIVE PROGRAM
US DEPARTMENT OF AGRICULTURE	100	24,739	ASIAN SOYBEAN RUST
VARIOUS-INCOME	100	25,200	VARIOUS RSCH KEMERAIT
VARIOUS-INCOME	100	14,500	VARIOUS RSCH KEMERAIT
VARIOUS-INCOME	100	7,000	VARIOUS RSCH KEMERAIT
VARIOUS-INCOME	100	5,000	VARIOUS RSCH KEMERAIT
VARIOUS-INCOME	100	5,000	VARIOUS RSCH KEMERAIT
VARIOUS-INCOME	100	5,000	VARIOUS RSCH KEMERAIT
LANGSTON JR, DAVID B			
UNIVERSITY OF FLORIDA	50	-2,000	EVALUATION OF TRIFLOXYSTROBIN FOR MANAGING FOLIAR DISEASES IN RADISH/TURNIP
UNIVERSITY OF FLORIDA	100	7,200	EVALUATION OF AGRIPHAGE, COPPER PRODUCTS, PHOSPHITES, TERPENIS AND DISINFECTANTS ALONE IN ROTATION FOR CONTROLLING BACTERIAL SPOT OF BELL PEPPER IN THE FIELD AND GREENHOUSE TRANSPLANTS
US DEPARTMENT OF AGRICULTURE	50	238,449	AN INTEGRATED APPROACH FOR THE VEGETABLE INDUSTRY IN GEORGIA TO PROTECT CROPS FROM THE SOILBORNE PATHOGEN PHYTOPHTHORA
VARIOUS-INCOME	100	3,000	VARIOUS INCOME - LANGSTON
VARIOUS-INCOME	100	2,500	VARIOUS INCOME - LANGSTON

College/Department/Investigator/Sponsor	% Credit OSP	Total Amount	Title
VARIOUS-INCOME	100	1,500	VARIOUS INCOME - LANGSTON
VARIOUS-INCOME	100	3,500	VARIOUS INCOME - LANGSTON
VARIOUS-INCOME	100	24,000	VARIOUS INCOME - LANGSTON
VARIOUS-INCOME	100	14,000	VARIOUS INCOME - LANGSTON
VIDALIA ONION COMMITTEE	13	4,000	EFFECT OF FERTILIZATION REGIMES ON ONION PRODUCTION FROM PUTATIVELY VIRUS INFECTED ONION TRANSPLANTS
VIDALIA ONION COMMITTEE	60	3,500	EVALUATION OF FUNGICIDE PROGRAMS FOR MANAGING FUNGAL PATHOGENS OF ONIONS
MARTINEZ-ESPINOZA, ALFREDO D			
VARIOUS-INCOME	100	1,200	VARIOUS RESEARCH GIFTS FOR DR. MARTINEZ
VARIOUS-INCOME	100	2,000	VARIOUS RESEARCH GIFTS FOR DR. MARTINEZ
WILLIAMS-WOODWARD, JEAN			
CLEMSON UNIVERSITY	100	16,500	MONITORING THE RISK OF INTRODUCING PHYTOPHTHORA RAMORUM INTO NURSERIES AND LANDSCAPES IN THE SOUTHEASTERN UNITED STATES OF AMERICA
GA DEPT OF AGRICULTURE	100	58,026	SURVEY RETAIL GARDEN CENTERS AND PLANT NURSERIES FOR SUDDEN OAK DEATH, AN EXOTIC PATHOGEN
GA FORESTRY COMMISSION	100	75,000	SURVEYING FOR PHYTOPHTHORA RAMORUM IN NURSERIES, FORESTS AND HOME LANDSCAPES IN GEORGIA
VARIOUS-INCOME	100	4,000	VARIOUS-WLMS-WOODWARD
VARIOUS-INCOME	100	3,000	VARIOUS-WLMS-WOODWARD
VARIOUS-INCOME	100	4,000	VARIOUS-WLMS-WOODWARD
VARIOUS-INCOME	100	29,900	VARIOUS-WLMS-WOODWARD
<u>POULTRY SCIENCE-CES</u>			
BATAL, AMY BETH			
VARIOUS-INCOME	100	2,600	VARIOUS RESEARCH - GIFT ACCOUNT
VARIOUS-INCOME	100	7,500	VARIOUS RESEARCH - GIFT ACCOUNT
VARIOUS-INCOME	100	30,500	VARIOUS RESEARCH - GIFT ACCOUNT
VARIOUS-INCOME	100	15,920	VARIOUS RESEARCH - GIFT ACCOUNT
CZARICK III, MICHAEL			
US POULTRY & EGG ASSOCIATION	15	50,000	MONITORING AMMONIA AND PARTICULATE MATTER CONCENTRATIONS AT PROPERTY FENCE LINES
DAS, KESHAV C			
US POULTRY & EGG ASSOCIATION	20	20,000	EVALUATION OF CHAR AND ACTIVE CARBON FOR THE REDUCTION OF AMMONIA VOLATILIZATION FROM POULTRY MANURE
FAIRCHILD, BRIAN DAVID			
US POULTRY & EGG ASSOCIATION	40	24,970	VALIDATION OF A GAIT-SCORING SYSTEM FOR FIELD ASSESSMENT OF WALKING ABILITY OF COMMERCIAL BROILERS
US POULTRY & EGG ASSOCIATION	40	50,000	MONITORING AMMONIA AND PARTICULATE MATTER CONCENTRATIONS AT PROPERTY FENCE LINES
VARIOUS-INCOME	100	3,750	VARIOUS RESEARCH GIFTS IN SUPPORT OF BRIAN FAIRCHILD AND CASEY RITZ
VARIOUS-INCOME	100	5,000	VARIOUS RESEARCH GIFTS IN SUPPORT OF BRIAN FAIRCHILD AND CASEY RITZ
VARIOUS-INCOME	100	33,066	VARIOUS RESEARCH GIFTS IN SUPPORT OF BRIAN FAIRCHILD AND CASEY RITZ
VARIOUS-INCOME	100	17,300	VARIOUS RESEARCH GIFTS IN SUPPORT OF BRIAN FAIRCHILD AND CASEY RITZ
VARIOUS-INCOME	50	5,000	VARIOUS RESEARCH GIFTS FOR DR. ADAM DAVIS AND DR. BRIAN FAIRCHILD
VARIOUS-INCOME	50	5,000	VARIOUS RESEARCH GIFTS FOR DR. ADAM DAVIS AND DR. BRIAN FAIRCHILD
GARCIA PEREZ, MANUEL			
US POULTRY & EGG ASSOCIATION	5	20,000	EVALUATION OF CHAR AND ACTIVE CARBON FOR THE REDUCTION OF AMMONIA VOLATILIZATION FROM POULTRY MANURE
MERKA, WILLIAM C			
US POULTRY & EGG ASSOCIATION	25	15,080	DEVELOPMENT OF INNOVATIVE POULTRY PROCESSING WASTEWATER ANALYSIS METHODS TO REDUCE TREATMENT COSTS AND INCREASE PRODUCT RECOVERY AND INDUSTRY PROFITABILITY
US POULTRY & EGG ASSOCIATION	25	34,220	FULL-SCALE IMPLEMENTATION OF TERTIARY MECHANICAL SCREEN IN A POULTRY SLAUGHTER PLANT TO MONITOR EFFECTS ON WASTEWATER STREAM
RITZ, CASEY W			
US POULTRY & EGG ASSOCIATION	10	50,000	MONITORING AMMONIA AND PARTICULATE MATTER CONCENTRATIONS AT PROPERTY FENCE LINES

College/Department/Investigator/Sponsor	% Credit OSP	Total Amount	Title
SONON, LETICIA			
US POULTRY & EGG ASSOCIATION	5	20,000	EVALUATION OF CHAR AND ACTIVE CARBON FOR THE REDUCTION OF AMMONIA VOLATILIZATION FROM POULTRY MANURE
TASISTRO, ARMANDO S			
US POULTRY & EGG ASSOCIATION	20	20,000	EVALUATION OF CHAR AND ACTIVE CARBON FOR THE REDUCTION OF AMMONIA VOLATILIZATION FROM POULTRY MANURE
THOMPSON, SIDNEY A			
US POULTRY & EGG ASSOCIATION	5	50,000	MONITORING AMMONIA AND PARTICULATE MATTER CONCENTRATIONS AT PROPERTY FENCE LINES
WEBSTER, A BRUCE			
US POULTRY & EGG ASSOCIATION	60	24,970	VALIDATION OF A GAIT-SCORING SYSTEM FOR FIELD ASSESSMENT OF WALKING ABILITY OF COMMERCIAL BROILERS
WORLEY, JOHN W			
US POULTRY & EGG ASSOCIATION	5	50,000	MONITORING AMMONIA AND PARTICULATE MATTER CONCENTRATIONS AT PROPERTY FENCE LINES
<u>SOIL, PLANT & WATER LAB</u>			
KISSEL, DAVID E			
TEXAS COOPERATIVE EXTENSION	30	18,000	VIDEO EDUCATION AND MARKETING FOR SOIL TESTING AS A BEST MANAGEMENT PRACTICE IN THE SOUTHERN REGION
SONON, LETICIA			
TEXAS COOPERATIVE EXTENSION	30	18,000	VIDEO EDUCATION AND MARKETING FOR SOIL TESTING AS A BEST MANAGEMENT PRACTICE IN THE SOUTHERN REGION
<u>SOUTHEAST DISTRICT - CES</u>			
BOLAND JR, ROBERT THOMAS			
SOUTHERN REGION SM FRUIT CONS	33	5,000	HORIZONTAL WELLS FOR IRRIGATION SUPPLY FOR BLUEBERRIES
DUFFIE JR, WILLIAM DAVID			
GA COMMODITY COMM PEANUTS	10	4,000	MANAGING ALS-RESISTANT PIGWEED IN GEORGIA PEANUT
JACOBS, JAMES L			
SOUTHERN REGION SM FRUIT CONS	33	5,000	HORIZONTAL WELLS FOR IRRIGATION SUPPLY FOR BLUEBERRIES
LANIER, LANNIE LOVETT			
COUNTY OF BULLOCH	100	15,747	EXTENSION AGENT BULLOCH COUNTY
COUNTY OF BULLOCH	100	31,978	COUNTY EXTENSION AGENT IN BULLOCH COUNTY
COUNTY OF EMANUEL	100	16,741	EMANUEL COUNTY 4-H PROGRAM ASSISTANT
COUNTY OF EVANS	100	15,712	COUNTY EXTENSION PROGRAM ASSISTANT IN EVAN COUNTY
COUNTY OF MONTGOMERY	100	13,477	PROGRAM ASSISTANT IN MONTGOMERY COUNTY
COUNTY OF TOOMBS	100	480	TOOMBS COUNTY BOARD OF COMMISSIONERS
COUNTY OF TOOMBS	100	14,963	TOOMBS COUNTY BOARD OF COMMISSIONERS
TORRANCE, REID LARRY			
VIDALIA ONION COMMITTEE	25	4,000	EFFECT OF FERTILIZATION REGIMES ON ONION PRODUCTION FROM PUTATIVELY VIRUS INFECTED ONION TRANSPLANTS
TYSON, ANTHONY WILLIE			
COUNTY OF CHATHAM	100	0	CHATHAM COUNTY ENVIRONMENTAL EDUCATION PROGRAM COMPANION PROGRAM INCOME ACCOUNT
VARIOUS-INCOME	100	0	DEPT ACCOUNT FOR RESIDUAL BALANCE POLICY
<u>SOUTHWEST DISTRICT - CES</u>			
FLANDERS, JAMES T			
GA COMMODITY COMM FOR CORN	10	4,500	POST-HARVEST CONTROL OF TROPICAL SPIDERWORT
JORDAN, E LANIER			
GOLDEN TRIANGLE RCD COUNCIL	100	155,000	SOUTHWEST GA ICHAWAYNOCHAWAY WATERSHED COOPERATIVE POULTRY LITTER COMPOSTING PROJECT
ROBERTS, WILLIAM A			
COUNTY OF LOWNDES	100	99,231	LOWNDES COUNTY BOARD OF COMMISSIONERS
COUNTY OF SCHLEY	100	18,655	SCHLEY COUNTY EXTENSION AGENT

College/Department/Investigator/Sponsor	% Credit OSP	Total Amount	Title
RUCKER, KEITH S			
GA COMMODITY COMM COTTON	15	20,000	USE A COMMERCIALY AVAILABLE SOIL ELECTRICAL CONDUCTIVITY MAPPING SYSTEM TO IDENTIFY NEMATODE-PRONE AREAS IN A FIELD
<u>WEST DISTRICT - CES</u>			
LANIER, LANNIE LOVETT			
COUNTY OF WILKINSON	100	15,647	WILKINSON COUNTY BOARD OF COMMISSIONERS
MARSH, JOAN E			
COUNTY OF HARRIS	100	9,776	HARRIS COUNTY 4-H PROGRAM ASSISTANT
COUNTY OF MUSCOGEE	100	19,921	MUSCOGEE COUNTY EXTENSION AGENT
COUNTY OF TALBOT	100	7,259	TALBOT COUNTY EXTENSION AGENT
ROBERTS, WILLIAM A			
COUNTY OF SUMTER	100	12,879	SUMTER COUNTY PERSONNEL
STEWART COUNTY BD OF EDUCATION	100	8,138	STEWART COUNTY
<u>4-H AND YOUTH-CES</u>			
MARABLE, AMANDA B			
AUBURN UNIVERSITY	90	70,000	GEORGIA OPERATION: MILITARY KIDS
MULLINS, BRANDY S			
KANSAS STATE UNIVERSITY	90	100,000	USDA/AIR FORCE PARTNERSHIP FOR 4-H OPPORTUNITIES
RYLES JR, ROGER C			
GA DEPT OF COMMUNITY AFFAIRS	100	175,000	GEORGIA 4-H: YOUTH LEADERSHIP DEVELOPMENT
SMITH, ARCH D			
AUBURN UNIVERSITY	10	70,000	GEORGIA OPERATION: MILITARY KIDS
			ROCK EAGLE 4-H CENTER ENVIRONMENTAL EDUCATION PROJECTS, MASTER NATURLIST AND GEORGIA PROJECT FOR EXCELLENCE IN ENVIRONMENTAL
GA DEPT OF NATURAL RESOURCES	75	-8,475	EDUCATION
GEORGIA 4-H FOUNDATION	100	106,650	GEORGIA 4-H FOUNDATION
GEORGIA 4-H FOUNDATION	100	181,710	GEORGIA 4-H FOUNDATION
KANSAS STATE UNIVERSITY	10	100,000	USDA/AIR FORCE PARTNERSHIP FOR 4-H OPPORTUNITIES
PRIVATE	100	103,500	FORTSON 4-H CENTER
PRIVATE	100	94,065	4-H BURTON 4H CENTER ON TYBEE ISLAND
<i>OFFICE OF THE PRESIDENT</i>			
<u>PRESIDENTS OFFICE</u>			
LANDRUM, THOMAS S			
ARCH FOUNDATION	100	400	ARCH FOUNDATION PRESIDENT'S OFFICE A520409
<i>SCH OF PUBLIC & INTL AFFAIRS</i>			
<u>CNTR FOR INTERNTL TRADE & SEC</u>			
BECK, MICHAEL D			
PLOUGHSHARES FUND	100	10,000	STRENGTHENING EXPORT CONTROLS; ESTABLISHING AN INTERNATIONAL EXPORT CONTROL ASSOCIATION
US DEPARTMENT OF STATE	100	239,751	INTERNATIONAL EXPORT CONTROL CONFERENCE FOR NONGOVERNMENTAL EXPERTS
BERTSCH, GARY K			
SCIENCE APPLICATIONS INTL CORP	100	57,819	SAIC (TASK ORDER 19, PHASE II OTHER DIRECT COSTS) (U.S. DEPT. OF STATE)
			EVALUATE THE EFFECTIVENESS OF BIS DUAL-USE EXPORT CONTROL
US DEPARTMENT OF COMMERCE	100	167,045	INFRASTRUCTURE COOP PROGRAMS OF FIVE COUNTRIES IN CENTRAL EUROPE AND CENTRAL ASIA
HOLMES, JAMES R			
US DEPARTMENT OF STATE	30	78,946	PARLIAMENTARY EXCHANGE - INDONESIA LEGISLATIVE EXCHANGE
JONES, SCOTT A			
US DEPARTMENT OF STATE	30	78,946	PARLIAMENTARY EXCHANGE - INDONESIA LEGISLATIVE EXCHANGE
			EXPORT CONTROL ASSESSMENTS: SOUTH, SOUTHEAST AND EAST ASIA AND THE
US DEPARTMENT OF STATE	100	50,000	MAGHREB

College/Department/Investigator/Sponsor	% Credit OSP	Total Amount	Title
KHERSONSKY, JULIA A			
US DEPARTMENT OF STATE	40	78,946	PARLIAMENTARY EXCHANGE - INDONESIA LEGISLATIVE EXCHANGE
US DEPARTMENT OF STATE	100	77,409	PARLIAMENTARY EXCHANGE - MALAYSIA
US DEPARTMENT OF STATE	100	79,348	PARLIAMENTARY EXCHANGE - ALBANIA
KHRIPUNOV, IGOR			
BROOKHAVEN NATIONAL LABS	100	71,892	PROMOTING NUCLEAR SECURITY CULTURE IN RUSSIA
CARNEGIE CORP OF NEW YORK	100	1,191	INTEREST INCOME ACCT FOR 1031RE576038
CARNEGIE CORP OF NEW YORK	100	633	INTEREST INCOME ACCT FOR 1031RE576038
CARNEGIE CORP OF NEW YORK	100	605	INTEREST INCOME ACCT FOR 1031RE576038
CARNEGIE CORP OF NEW YORK	100	1,061	INTEREST INCOME ACCT FOR 1031RE576038
			PROMOTING NUCLEAR SECURITY CULTURE: ADVANCED RESEARCH WORKSHOP
NUCLEAR THREAT INITIATIVE	100	49,100	(ARW)
UT-BATTELLE LLC	100	28,016	SUBJECT MATTER EXPERT ON NUCLEAR SECURITY IN RUSSIA
SRIVASTAVA, ANUPAM			
FORD FOUNDATION	100	100,000	SINO-AMERICAN COOPERATION STRATEGIC TRADE AND SECURITY
ZABORSKY, VICTOR L			
			LEGISLATIVE ANALYSIS AND EXCHANGE - AZERBAIJAN REGULATIONS IN
US DEPARTMENT OF STATE	100	28,800	COMPLIANCE WITH THE NEWLY ADOPTED LAW ON EXPORT CONTROL
<u>INTERNATIONAL AFFAIRS - SPIA</u>			
BERTSCH, GARY K			
			SINO-AMERICAN COOPERATION IN STRATEGIC TRADE, SECURITY AND NON-
JOHN D & C T MACARTHUR FOUND	100	125,000	PROLIFERATION
SCIENCE APPLICATIONS INTL CORP	100	409,468	EXPORT CONTROL SYSTEM STANDARDS: REVISED QUESTIONNAIRE AND IN-COUNTRY
			ASSESSMENTS
UOFGA FOUNDATION	100	10,573	UGA FOUNDATION RUSK SCHOLARSHIP IN INTERNATIONAL RELATIONS 45R4550
UOFGA FOUNDATION	100	3,133	UGA FOUNDATION RUSK SCHOLARSHIP IN INTERNATIONAL RELATIONS
			40S5250/72525000
UOFGA FOUNDATION	100	6,579	UGA FOUNDATION WILLSON ENDOWMENT FOR INTERNATIONAL RELATIONS 40R0890
UOFGA FOUNDATION	100	7,131	UGA FOUNDATION WILLSON ENDOWMENT FOR INTERNATIONAL RELATIONS 40R0890
UOFGA FOUNDATION	100	22,000	UGA FOUNDATION WILLSON ENDOWMENT FOR INTERNATIONAL RELATIONS
			40R0890/71089000
JONES, SCOTT A			
US DEPARTMENT OF ENERGY	100	42,576	ENHANCING NUCLEAR EXPORT CONTROLS IN RUSSIA AND CHINA
US DEPARTMENT OF ENERGY	100	35,000	ENHANCING NUCLEAR EXPORT CONTROLS IN RUSSIA AND CHINA
SHELLMAN, STEPHEN M			
ARCH FOUNDATION	100	2,000	ARCH FOUNDATION SWOTT SUPPORT FUND A912330
			PROJECT CIVIL STRIFE: MULTI-ACTOR MODELS OF INTERNAL CONFLICT AND
NATIONAL SCIENCE FOUNDATION	100	12,500	COOPERATION
WIARDA, HOWARD J			
UOFGA FOUNDATION	100	2,000	UGA FOUNDATION HANLEY ENDOWMENT MODEL UN 40R2170 7121700
<u>POLITICAL SCIENCE</u>			
TALARICO, SUSETTE M			
GEORGIA CIVIL JUSTICE FDN	30	225,418	TORT LITIGATION IN GEORGIA
<u>SCH PUBLIC & INTRNTL AFFAIRS</u>			
BERTSCH, GARY K			
			PREVENTING WMD PROLIFERATION: EVALUATING AND STRENGTHENING EXPORT
CARNEGIE CORP OF NEW YORK	100	-306	CONTROLS INTERNATIONALLY - INTEREST INCOME ACCOUNT S/B UGA VS UGARF
			PREVENTING WMD PROLIFERATION: EVALUATING AND STRENGTHENING EXPORT
CARNEGIE CORP OF NEW YORK	100	98	CONTROLS INTERNATIONALLY - INTEREST INCOME ACCOUNT S/B UGA VS UGARF
			PREVENTING WMD PROLIFERATION: EVALUATING AND STRENGTHENING EXPORT
CARNEGIE CORP OF NEW YORK	100	266	CONTROLS INTERNATIONALLY - INTEREST INCOME ACCOUNT S/B UGA VS UGARF
			PREVENTING WMD PROLIFERATION: EVALUATING AND STRENGTHENING EXPORT
CARNEGIE CORP OF NEW YORK	100	-98	CONTROLS INTERNATIONALLY - INTEREST INCOME ACCOUNT S/B UGA VS UGARF

College/Department/Investigator/Sponsor	% Credit OSP	Total Amount	Title
CARNEGIE CORP OF NEW YORK	100	4	PREVENTING WMD PROLIFERATION: EVALUATING AND STRENGTHENING EXPORT CONTROLS INTERNATIONALLY - INTEREST INCOME ACCOUNT S/B UGA VS UGARF
CARNEGIE CORP OF NEW YORK	100	5	PREVENTING WMD PROLIFERATION: EVALUATING AND STRENGTHENING EXPORT CONTROLS INTERNATIONALLY - INTEREST INCOME ACCOUNT S/B UGA VS UGARF
CARNEGIE CORP OF NEW YORK	100	13	PREVENTING WMD PROLIFERATION: EVALUATING AND STRENGTHENING EXPORT CONTROLS INTERNATIONALLY - INTEREST INCOME ACCOUNT S/B UGA VS UGARF
BRUDNEY, JEFFREY L			
ASSN FOR RSCH NONPROFT (ARNOVA)	100	5,045	EDITORIAL SUPPORT FOR JOURNAL - NONPROFIT AND VOLUNTARY SECTOR QUARTERLY
US DEPARTMENT OF AGRICULTURE	100	21,000	STRENGTHENING VOLUNTEER MANAGEMENT CAPACITY IN FEDERAL NATURAL RESOURCE AGENCIES
KHRIPUNOV, IGOR			
CARNEGIE CORP OF NEW YORK	100	-222	ENGAGING RUSSIAN LEGISLATORS IN NONPROLIFERATION EFFORTS
CARNEGIE CORP OF NEW YORK	100	-222	ENGAGING RUSSIAN LEGISLATORS IN NONPROLIFERATION EFFORTS
LAUTH, THOMAS P			
UOFGA FOUNDATION	100	5,394	UGA FOUNDATIONS SPIA GENERAL FUND 50R6480
UOFGA FOUNDATION	100	1,500	UGA FOUNDATIONS SPIA GENERAL FUND 50R6480 9164800
TALARICO, SUSETTE M			
UOFGA FOUNDATION	100	750	UGA FOUNDATION SPIA SAYE PROFESSORSHIP 40R4980
UOFGA FOUNDATION	100	660	UGA FOUNDATION SPIA SAYE PROFESSORSHIP 40R4980 71498000
<i>SCHOOL OF FOREST RESOURCES</i>			
<u>FOREST RES/AQUACULTURE-CES</u>			
CASSIDY, PATRICK DANIEL			
UNIVERSITY OF TENNESSEE	100	15,000	A LANDOWNERS GUIDE FOR MANAGEMENT OF SOUTHERN PINES
CODER, KIM D			
US DEPARTMENT OF AGRICULTURE	5	28,000	UFSE PROGRAMMING SUPPORT AND ENHANCEMENTS - 2006
DICKENS, ERNEST DAVID			
AGRONOMIC SCIENCE FOUNDATION	100	2,000	ENHANCING THINNED SLASH PINE VOLUME PRODUCTION AND PRODUCT CLASS DISTRIBUTION WITH COMPETITION CONTROL AND FERTILIZATION ON FLATWOODS SPODOSOLS
BASF CORPORATION	100	2,000	ENHANCING THINNED SLASH PINE VOLUME PRODUCTION AND PRODUCT CLASS DISTRIBUTION WITH COMPETITION CONTROL AND FERTILIZATION ON FLATWOODS SPODOSOLS
BASF CORPORATION	100	10,000	ENHANCING THINNED SLASH PINE VOLUME PRODUCTION AND PRODUCT CLASS DISTRIBUTION WITH COMPETITION CONTROL AND FERTILIZATION ON FLATWOODS SPODOSOLS - PHASE I EVALUATING LATE SEASON CHEMICAL...PHASE II
FDN FOR AGRONOMIC RESEARCH	80	3,700	ENHANCING PINE STRAW PRODUCTION, WOOD VOLUME AND PRODUCT CLASS DISTRIBUTION WITH FERTILIZATION OF OLD-FIELD PLANTED SLASH AND LOBLOLLY PINE STANDS
FDN FOR AGRONOMIC RESEARCH	100	10,000	LOBLOLLY PINE STAND FERTILIZATION AT MID-ROTATION TO INCREASE SMALL AND LARGE SAWTIMBER VOLUME
VARIOUS-INCOME	100	11,000	VARIOUS RESEARCH GIFTS FOR DR. DAVID DICKENS
JACKSON, BEN D			
CESU - PIEDMONT	100	5,000	BIOMASS CONFERENCE STATUS, TRENDS AND FUTURE OF THE SOUTH'S FOREST AND AGRICULTURE BIOMASS
CESU - PIEDMONT	100	0	WORKSHOP FEE ACCOUNT FOR 1011RH251402
MISSISSIPPI STATE UNIVERSITY	50	6,000	DEER MANAGEMENT IN URBAN AND SUBURBAN SITES, PARKS AND SECURE AREAS - A NEEDS ASSESSMENT
UNIV OF KENTUCKY RESEARCH FDN	100	2,500	WATER QUALITY AND BMPS NATIONAL WEB BASED LEARNING CENTER
MACE JR, ARNETT C			
US DEPARTMENT OF AGRICULTURE	100	100,405	USDA SMITH LEVER RENEWABLE RESOURCES 05

College/Department/Investigator/Sponsor	% Credit OSP	Total Amount	Title
MOORHEAD, DAVID J			
FDN FOR AGRONOMIC RESEARCH	20	3,700	ENHANCING PINE STRAW PRODUCTION, WOOD VOLUME AND PRODUCT CLASS DISTRIBUTION WITH FERTILIZATION OF OLD-FIELD PLANTED SLASH AND LOBLOLLY PINE STANDS
US DEPARTMENT OF AGRICULTURE	50	50,415	DEVELOPING AND EXTENDING THROUGH PUBLIC AWARENESS AND OUTREACH FHP HEALTHY FOREST/INVASIVE SPECIES INFORMATION AND PROGRAMS USING THE BUGWOOD NETWORK
NAIRN III, CAMPBELL JOSEPH			
GA POWER COMPANY	90	28,275	SPECIES IDENTIFICATION AND CONSERVATION GENETICS OF MOXOSTOMA ROBUSTUM: MOLECULAR GENETIC PROTOCOL DEVELOPMENT AND APPLICATION
<u>FORESTRY COOPERATIVE EXT SRVC</u>			
CASSIDY, PATRICK DANIEL			
MISSISSIPPI STATE UNIVERSITY	50	6,000	DEER MANAGEMENT IN URBAN AND SUBURBAN SITES, PARKS AND SECURE AREAS - A NEEDS ASSESSMENT
GATTIE, DAVID K			
CITY OF LAFAYETTE	33	71,804	CITY OF LAFAYETTE, GA WATERSHED ASSESSMENT AND PROTECTION PLAN
SELLERS, JACKIE			
CITY OF LAFAYETTE	34	71,804	CITY OF LAFAYETTE, GA WATERSHED ASSESSMENT AND PROTECTION PLAN
SHELTON JR, JAMES LEON			
CITY OF LAFAYETTE	33	71,804	CITY OF LAFAYETTE, GA WATERSHED ASSESSMENT AND PROTECTION PLAN
<u>FORESTRY RESEARCH</u>			
BETTINGER, PETER S			
US DEPARTMENT OF AGRICULTURE	100	15,000	DEVELOPMENT AND ANALYSIS OF LONG-RANGE LANDSCAPE POLICY ALTERNATIVES FOR THE COASTAL LANDSCAPE ANALYSIS AND MODELING STUDY
US DEPARTMENT OF AGRICULTURE	60	85,500	VISUALIZING FUTURE LANDSCAPES UNDER ALTERNATIVE LAND USE SCENARIOS: LINKING GEOSPATIAL TECHNOLOGIES WITH COMMUNITY-BASED FORESTRY, PHASE II
CIESZEWSKI, CHRIS J			
NATIONAL COUNCIL FOR SCI & ENV	25	49,610	PROJECT A9B: ACCOUNTING FOR FOREST CARBON SEQUESTRATION: A LANDOWNER PRIMER
PLANATION MGMT RSCH COOPERATIV	50	166,475	CONSORTIUM-CHANGED TO AWARD TYPE B PER TRW SEP05 DEVELOPMENT OF TREE TAPER EQUATIONS AND SITE INDEX MODELS FOR LOBLOLLY PINE AND OTHER SPECIES BASED ON SELF-REFERENCING FUNCTIONS
PLANATION MGMT RSCH COOPERATIV	50	48,875	CONSORTIUM-CHANGED TO AWARD TYPE B PER TRW SEP05 DEVELOPMENT OF TREE TAPER EQUATIONS AND SITE INDEX MODELS FOR LOBLOLLY PINE AND OTHER SPECIES BASED ON SELF-REFERENCING FUNCTIONS
PLANATION MGMT RSCH COOPERATIV	50	3,975	CONSORTIUM-CHANGED TO AWARD TYPE B PER TRW SEP05 DEVELOPMENT OF TREE TAPER EQUATIONS AND SITE INDEX MODELS FOR LOBLOLLY PINE AND OTHER SPECIES BASED ON SELF-REFERENCING FUNCTIONS
PLANATION MGMT RSCH COOPERATIV	50	36,000	CHANGED TO TYPE B PER TRW SEP05 REVERSED FEB06 DEVELOPMENT OF TREE TAPER EQUATIONS AND SITE INDEX MODELS FOR LOBLOLLY PINE AND OTHER SPECIES BASED ON SELF-REFERENCING FUNCTIONS
PLANATION MGMT RSCH COOPERATIV	50	40,000	CHANGED TO TYPE B PER TRW SEP05 REVERSED FEB06 DEVELOPMENT OF TREE TAPER EQUATIONS AND SITE INDEX MODELS FOR LOBLOLLY PINE AND OTHER SPECIES BASED ON SELF-REFERENCING FUNCTIONS
PLANATION MGMT RSCH COOPERATIV	50	16,000	CHANGED TO TYPE B PER TRW SEP05 REVERSED FEB06 DEVELOPMENT OF TREE TAPER EQUATIONS AND SITE INDEX MODELS FOR LOBLOLLY PINE AND OTHER SPECIES BASED ON SELF-REFERENCING FUNCTIONS
CONROY, MICHAEL J			
US DEPARTMENT OF INTERIOR	100	30,475	TECHNICAL SUPPORT FOR ADAPTIVE HARVEST MANAGEMENT FOR AMERICAN BLACK DUCKS

College/Department/Investigator/Sponsor	% Credit OSP	Total Amount	Title
DEAN, JEFFREY F D			
US DEPARTMENT OF AGRICULTURE	50	125,845	ASSESSING THE IMPACT OF INTENSIVE FOREST MANAGEMENT PRACTICES ON WOOD FORMATION AND QUALITY AT THE LEVEL OF GENE EXPRESSION
US DEPARTMENT OF ENERGY	100	110,000	LOCALIZATION AND FUNCTION OF TWO MULTICOPPER OXIDASES IN ARABIDOPSIS THALIANA
GREEN, GARY TERENCE			
AMERICAN CANOE ASSOCIATION	100	31,620	TO IDENTIFY GAPS IN THE CURRENT SYSTEM OF PADDLE SPORT EDUCATION, INSTRUCTIONAL AND INFORMATIONAL AND TO IDENTIFY METHODS TO CLOSE THOSE GAPS
MAERZ III, JOHN CHARLES			
NATIONAL SCIENCE FOUNDATION	100	39,312	COLLABORATIVE RESEARCH: INVASION OF NORTH TEMPERATE FOREST SOILS BY EXOTIC EARTHWORMS
MARKEWITZ, DANIEL			
NATIONAL COUNCIL FOR SCI & ENV	75	114,651	PROJECT A9A: ECOSYSTEM SERVICES SCORECARD PROTOTYPE AND FIELD TRIALS PROJECT
NATIONAL COUNCIL FOR SCI & ENV	50	49,610	PROJECT A9B: ACCOUNTING FOR FOREST CARBON SEQUESTRATION: A LANDOWNER PRIMER
WOODS HOLE RESEARCH CENTER	100	26,202	SYNTHESIS OF NUTRIENT INTERACTIONS IN SECONDARY VEGETATION IN AMAZONIA (05-LBA/05-2)
NIBBELINK, NATHAN PAUL			
UNIVERSITY OF WYOMING	100	2,500	SPECIES DISTRIBUTION MODELING FOR NORTHWEST RE-GAP MODELING PREPARATION
PETERSON, JAMES T			
GA DEPT OF NATURAL RESOURCES	100	61,600	DESIGN OF A LONG TERM MONITORING PROGRAM FOR FRESHWATER MUSSELS IN THE LOWER ALTAMAHA RIVER BASIN
US DEPARTMENT OF INTERIOR	100	44,625	SCIENCE SUPPORT FOR THE UPPER COOSA BASIN PHASE I
WILL JR, RODNEY EDWARD			
C A P P S (ACCEL PINE PRO STU)	5	3,000	THE CONSORTIUM FOR ACCELERATED PINE PRODUCTION STUDIES - CAPPS (CONSORTIUM)
VARIOUS-INCOME	100	-11,749	GROWTH AND PHYSIOLOGY OF PINE PLANTATIONS CONDUCTED BY DR. RODNEY WILL
VARIOUS-INCOME	100	-145	GROWTH AND PHYSIOLOGY OF PINE PLANTATIONS CONDUCTED BY DR. RODNEY WILL
<u>FORESTRY RESEARCH COLLEGE</u>			
HARGREAVES JR, LEON A			
US DEPARTMENT OF AGRICULTURE	100	726,312	MCINTIRE STENNIS
HARRIS JR, THOMAS G			
FRANK W NORRIS FOUNDATION	100	230,600	TIMBER MART-SOUTH SERVICES AGREEMENT
<u>SCHOOL OF FOREST RESOURCES</u>			
BAILEY, ROBERT L			
C A P P S (ACCEL PINE PRO STU)	20	3,000	THE CONSORTIUM FOR ACCELERATED PINE PRODUCTION STUDIES - CAPPS (CONSORTIUM)
BECK, MICHAEL BRUCE			
COLUMBUS WATER WORKS	100	115,176	DEMONSTRATION OF DISINFECTION AND STORMWATER POLLUTANT LOAD REDUCTION BMP IN WERACоба CREEK TO MEET HIGH RECREATIONAL WATER STANDARDS
GA STATE UNIVERSITY	100	25,000	DEVELOPMENT OF MODELS FOR INVESTIGATING WATERSHED POLLUTANT TRADING SCHEMES
NATIONAL SCIENCE FOUNDATION	100	99,963	CONFERENCE: TRANSATLANTIC UNCERTAINTY COLLOQUIUM MAKING ENVIRONMENTAL DECISIONS IN SPITE OF UNCERTAINTY TO BE HELD AT ATHENS, GA AND WASHINGTON DC (APRIL 2006)
NATIONAL SCIENCE FOUNDATION	100	72,351	GRAND CHALLENGES OF THE FUTURE FOR ENVIRONMENTAL MODELING
UOFGA FOUNDATION	100	61,154	UGA FOUNDATION WHEATLEY GRA CHAIR 30R4761
BORDERS, BRUCE E			
C A P P S (ACCEL PINE PRO STU)	60	3,000	THE CONSORTIUM FOR ACCELERATED PINE PRODUCTION STUDIES - CAPPS (CONSORTIUM)

College/Department/Investigator/Sponsor	% Credit OSP	Total Amount	Title
CARROLL, JOHN P			
FLA. FISH&WILDLIFE CONSV. COMM	30	9,660	ECOLOGY OF THE SNAKE COMMUNITY OF THE RED HILLS REGION RELATIVE TO MANAGEMENT FOR NORTHERN BOBWHITES: ASSESSING THE DIET CHOICES OF SNAKES USING STABLE ISOTOPES
GA DEPT OF NATURAL RESOURCES	10	7,000	MICROSATELLITE MARKERS FOR ANALYSIS OF LOGGERHEAD SEA TURTLE POPULATION STRUCTURE
GA DEPT OF NATURAL RESOURCES	10	50,200	ANALYSIS OF LOGGERHEAD TURTLE POPULATION STRUCTURE IN THE SOUTHEASTERN UNITED STATES USING NOVEL MICROSATELLITE MARKERS AND MITOCHONDRIAL DNA SEQUENCES
TALL TIMBERS RESEARCH INC	100	3,000	GENETIC INVESTMENT OF INDIVIDUAL NORTHERN BOBWHITES
TALL TIMBERS RESEARCH INC	100	6,070	GENETIC INVESTMENT OF INDIVIDUAL NORTHERN BOBWHITES
TALL TIMBERS RESEARCH INC	100	37,128	MIKE JUHAN, THERON TERHUNE, CHRISTINA HANNON AND ADAM BUTLER ASSISTANTSHIPS
TALL TIMBERS RESEARCH INC	100	3,048	MIKE JUHAN, THERON TERHUNE, CHRISTINA HANNON AND ADAM BUTLER ASSISTANTSHIPS
TALL TIMBERS RESEARCH INC	100	40,025	RANDY CASS MS ASSISTANTSHIP
TALL TIMBERS RESEARCH INC	100	3,945	GRADUATE SUPPORT EXTENSION FOR STEVEN JUHAN
TALL TIMBERS RESEARCH INC	100	3,971	STEVEN MIKE JUHAN - MS ASSISTANTSHIP
US DEPARTMENT OF AGRICULTURE	75	86,690	WILDLIFE MANAGEMENT AND GAMEBIRD RESTORATION 2005
US DEPARTMENT OF AGRICULTURE	75	78,000	WILDLIFE MANAGEMENT AND GAMEBIRD RESTORATION 2006
VARIOUS-INCOME	100	6,000	VARIOUS ACCOUNT - CONVERTED FROM 2521RC295478
VARIOUS-INCOME	100	2,000	VARIOUS ACCOUNT - CONVERTED FROM 2521RC295478
VARIOUS-INCOME	100	499	VARIOUS ACCOUNT - CONVERTED FROM 2521RC295478
VARIOUS-INCOME	100	5,000	VARIOUS ACCOUNT - CONVERTED FROM 2521RC295478
CASTLEBERRY, STEVEN BRYAN			
GA DEPT OF NATURAL RESOURCES	10	7,000	MICROSATELLITE MARKERS FOR ANALYSIS OF LOGGERHEAD SEA TURTLE POPULATION STRUCTURE
GA DEPT OF NATURAL RESOURCES	10	50,200	ANALYSIS OF LOGGERHEAD TURTLE POPULATION STRUCTURE IN THE SOUTHEASTERN UNITED STATES USING NOVEL MICROSATELLITE MARKERS AND MITOCHONDRIAL DNA SEQUENCES
NATL COUN FOR AIR STREAM IMPRV	50	44,160	CONTINUED EVALUATION OF THE EFFECTS OF INTENSIVE PINE PLANTATION MANAGEMENT ON WILDLIFE HABITAT QUALITY
NATL COUN FOR AIR STREAM IMPRV	100	-30,965	LANDSCAPE-LEVEL HABITAT MODELING FOR BATS ON MANAGED FOREST LANDS IN THE SOUTHEASTERN COASTAL PLAIN
NATL COUN FOR AIR STREAM IMPRV	100	34,879	LANDSCAPE-LEVEL HABITAT MODELING FOR BATS ON MANAGED FOREST LANDS IN THE SOUTHEASTERN COASTAL PLAIN
US DEPARTMENT OF AGRICULTURE	100	9,000	CONTINUED EVALUATION OF THE RESPONSES OF HERPETOFAUNA AND INSECTIVORES TO COARSE WOODY DEBRIS MANIPULATION
US DEPARTMENT OF AGRICULTURE	100	5,900	SMALL MAMMAL AND HERPETOFAUNAL RESPONSE TO CHINESE PRIVET REMOVAL FROM RIPARIAN FORESTS IN NORTHEAST GEORGIA
US DEPARTMENT OF INTERIOR	50	3,060	HABITAT CHARACTERIZATION IN HURRICANE IMPACTED AREAS OF HARDWOOD HAMMOCK OF THE FLORIDA KEYS
CONROY, MICHAEL J			
GA DEPT OF NATURAL RESOURCES	100	20,000	ESTABLISHMENT AND OPERATION OF THE GEORGIA COOPERATIVE FISH AND WILDLIFE RESEARCH UNIT
US DEPARTMENT OF INTERIOR	50	3,248	THE EFFECTS OF HYDROLOGIC STRESSORS ON WADING BIRD FORAGING DISTRIBUTIONS AND NESTING PATTERNS IN THE EVERGLADES FROM 1985-2000
US DEPARTMENT OF INTERIOR	100	33,695	REVIEW OF TRAPPING PROTOCOLS, DEMOGRAPHIC ESTIMATION AND VIABILITY ANALYSIS FOR THE ALABAMA BEACH MICE (PEROMYSCUS POLIONOTUS AMMOBATES)
US DEPARTMENT OF INTERIOR	34	15,000	AN ADAPTIVE SAMPLE SURVEY DESIGN FOR THE IVORY BILLED WOODPECKER
COOPER, ROBERT J			
CESU - PIEDMONT	100	18,044	BOTTOMLAND HARDWOOD FOREST MANAGEMENT: EFFECTS ON FOREST BREEDING BIRDS
CONSERVATION INTERNATIONAL	100	5,000	CONSERVATION STATUS OF FOUR ENDANGERED BIRD SPECIES IN THE CORDILLERA DE COLAN, NORTHERN PERU
MISSISSIPPI STATE UNIVERSITY	100	12,854	MONITORING AND CONSERVATION OF MARSHBIRDS
MISSISSIPPI STATE UNIVERSITY	100	12,362	MONITORING AND CONSERVATION OF MARSHBIRDS
NATIONAL SCIENCE FOUNDATION	50	107,288	ENVIRONMENTAL GRADIENTS AND VARIATION IN THE STRENGTH OF BIRD PREDATION ON OAK HERBIBORES
US DEPARTMENT OF INTERIOR	33	15,000	AN ADAPTIVE SAMPLE SURVEY DESIGN FOR THE IVORY BILLED WOODPECKER

College/Department/Investigator/Sponsor	% Credit OSP	Total Amount	Title
COVERT, SARAH F			
SOUTHERN ILLINOIS UNIVERSITY	100	25,400	BIOTECHNOLOGY APPROACHES TO THE CONTROL OF SOYBEAN SUDDEN DEATH SYNDROME
US DEPARTMENT OF AGRICULTURE	25	399,000	BASIDIOMYCETE SPECIFIC VIRULENCE FACTOR ANALYSIS, SPORULATION AND HOST RESPONSE IN THE MAIZE-CORN SMUT PATHOSYSTEM
VARIOUS-INCOME	100	0	VARIOUS RESEARCH GIFTS
VARIOUS-INCOME	100	9,977	VARIOUS RESEARCH GIFTS
DANIELS, RICHARD F			
US DEPARTMENT OF AGRICULTURE	20	65,000	RAPID TECHNIQUES FOR SCREENING WOOD PROPERTIES FOR GENETIC IMPROVEMENT OF LOBLOLLY PINE
VARIOUS-CORP GRANTS	100	103,481	CONSORTIUM-CHANGED TO AWARD TYPE B PER TRW SEP05 WOOD QUALITY CONSORTIUM
VARIOUS-CORP GRANTS	100	7,471	CONSORTIUM-CHANGED TO AWARD TYPE B PER TRW SEP05 WOOD QUALITY CONSORTIUM
VARIOUS-CORP GRANTS	100	119	CONSORTIUM-CHANGED TO AWARD TYPE B PER TRW SEP05 WOOD QUALITY CONSORTIUM
VARIOUS-CORP GRANTS	100	-9	CONSORTIUM-CHANGED TO AWARD TYPE B PER TRW SEP05 WOOD QUALITY CONSORTIUM
VARIOUS-CORP GRANTS	50	70,000	WOOD QUALITY RESEARCH AGREEMENT, CONTRACT RENEWAL RESEARCH WORK PLAN, 2006-2010
FISK, AARON THOMAS			
FLA. FISH&WILDLIFE CONSV. COMM	70	9,660	ECOLOGY OF THE SNAKE COMMUNITY OF THE RED HILLS REGION RELATIVE TO MANAGEMENT FOR NORTHERN BOBWHITES: ASSESSING THE DIET CHOICES OF SNAKES USING STABLE ISOTOPES
US DEPARTMENT OF COMMERCE	100	3,935	STABLE ISOTOPE ANALYSIS OF BOTTLENOSE DOLPHIN SKIN AND PREY SPECIES CONTRACT FOR EXPOSURE AND SAMPLE PREPARATION PHASE OF FISH
US ENVIRONMENTAL PROTECTN AGCY	100	20,608	BIOACCUMULATION EXPERIMENT
GREEN, GARY TERENCE			
GA DEPT OF NATURAL RESOURCES	100	17,160	TO EXAMINE SOCIAL, DEMOGRAPHIC AND RECREATION TRENDS FOR THE STATE OF GEORGIA BASED UPON DATA FROM THE NATIONAL SURVEY ON RECREATION AND THE ENVIRONMENT
TENNESSEE VALLEY AUTHORITY	100	5,000	TO EXAMINE THE MOTIVATIONS OF DRIVERS BEHIND PEOPLE'S OUTDOOR RECREATION PARTICIPATION
TENNESSEE VALLEY AUTHORITY	100	-5,000	TO EXAMINE THE MOTIVATIONS OF DRIVERS BEHIND PEOPLE'S OUTDOOR RECREATION PARTICIPATION
TENNESSEE VALLEY AUTHORITY	100	19,593	TO EXAMINE SOCIAL, DEMOGRAPHIC AND RECREATION TRENDS FOR THE STATE OF TENNESSEE BASED UPON DATA FROM THE NATIONAL SURVEY ON RECREATION AND THE ENVIRONMENT
TENNESSEE VALLEY AUTHORITY	100	5,000	TO EXAMINE THE MOTIVATIONS OR DRIVERS BEHIND PEOPLE'S OUTDOOR RECREATION PARTICIPATION
US DEPARTMENT OF AGRICULTURE	100	5,000	AN EXAMINATION OF THE ATTITUDES, PREFERENCES AND BEHAVIORS OF RESIDENTS OF SOUTHERN MUNICIPALITIES TOWARDS URBAN FORESTS AND THEIR USE
US DEPARTMENT OF INTERIOR	100	-5,000	TO EXAMINE THE MOTIVATIONS OR DRIVERS BEHIND PEOPLE'S OUTDOOR RECREATION PARTICIPATION
HARRINGTON, TIMOTHY B			
C A P P S (ACCEL PINE PRO STU)	5	3,000	THE CONSORTIUM FOR ACCELERATED PINE PRODUCTION STUDIES - CAPPS (CONSORTIUM)
HENDRICK JR, RONALD L			
C A P P S (ACCEL PINE PRO STU)	5	3,000	THE CONSORTIUM FOR ACCELERATED PINE PRODUCTION STUDIES - CAPPS (CONSORTIUM)
US DEPARTMENT OF AGRICULTURE	100	30,548	RESTORATION OF SOUTHERN APPALACHIAN PINE AND HARDWOOD ECOSYSTEMS IMPACTED BY THE SOUTHERN PINE BEETLE (DENDROCTONUS FRONTALIS)
VARIOUS-INCOME	100	2,894	VARIOUS RESEARCH GIFTS
IRWIN, KRISTEN MARK			
NATIONAL COUNCIL FOR SCI & ENV	25	114,651	PROJECT A9A: ECOSYSTEM SERVICES SCORECARD PROTOTYPE AND FIELD TRIALS PROJECT
US DEPARTMENT OF AGRICULTURE	8	28,000	UFSE PROGRAMMING SUPPORT AND ENHANCEMENTS - 2006
IZLAR, ROBERT LEE			
GEORGIA FORESTRY ASN INC	100	143,411	SUSTAINABLE FORESTRY INITIATIVE PROGRAM

College/Department/Investigator/Sponsor	% Credit OSP	Total Amount	Title
JACKSON, C RHETT			
NATL COUN FOR AIR STREAM IMPRV	100	28,139	ANALYSIS OF HYDROLOGIC AND SEDIMENT DATA FROM THE DRY CREEK PAIRED WATERSHED STUDY ON SOUTHLANDS FOREST
UNIVERSITY OF FLORIDA	30	16,772	FOREST AND WETLAND RESOURCE MANAGEMENT: AN EDUCATION PROPOSAL CONSORTIUM TARGETING TROPICAL TO TEMPERATE ECOSYSTEMS
JENNINGS, CECIL A			
GA DEPT OF NATURAL RESOURCES	100	20,000	ESTABLISHMENT AND OPERATION OF THE GEORGIA COOPERATIVE FISH AND WILDLIFE RESEARCH UNIT
GA DEPT OF NATURAL RESOURCES	20	96,716	POPULATION DYNAMICS AND ESSENTIAL HABITATS OF ATLANTIC STURGEON IN THE ALTAMAHA RIVER
GA DEPT OF NATURAL RESOURCES	25	35,000	POPULATION DYNAMICS AND CRITICAL HABITAT OF SHORTNOSE STURGEON IN THE ALTAMAHA RIVER, GA
GA DEPT OF NATURAL RESOURCES	25	35,000	POPULATION DYNAMICS AND CRITICAL HABITAT OF SHORTNOSE STURGEON IN THE ALTAMAHA RIVER, GA
GA POWER COMPANY	100	166,946	RE-EVALUATION OF HABITAT USE AND MOVEMENT PATTERNS OF JUVENILE ROBUST REDHORSE RELEASED IN THE OCMULGEE RIVER, GA
GA POWER COMPANY	100	-1,043	RE-EVALUATION OF HABITAT USE AND MOVEMENT PATTERNS OF JUVENILE ROBUST REDHORSE RELEASED IN THE OCMULGEE RIVER, GA
US DEPARTMENT OF INTERIOR	100	18,301	FISH COMMUNITY RESPONSE TO COMMERCIAL OPERATION OF THE RICHARD B. RUSSELL PUMP-STORAGE HYDROPOWER FACILITY ON THE SAVANNAH RIVER, GA-SC
US DEPARTMENT OF INTERIOR	100	17,924	FISH COMMUNITY RESPONSE TO COMMERCIAL OPERATION OF THE RICHARD B. RUSSELL PUMP-STORAGE HYDROPOWER FACILITY ON THE SAVANNAH RIVER, GA-SC
US DEPARTMENT OF INTERIOR	100	35,141	FISH COMMUNITY RESPONSE TO COMMERCIAL OPERATION OF THE RICHARD B. RUSSELL PUMP-STORAGE HYDROPOWER FACILITY ON THE SAVANNAH RIVER, GA-SC
US DEPARTMENT OF INTERIOR	100	17,924	FISH COMMUNITY RESPONSE TO COMMERCIAL OPERATION OF THE RICHARD B. RUSSELL PUMP-STORAGE HYDROPOWER FACILITY ON THE SAVANNAH RIVER, GA-SC
US DEPARTMENT OF INTERIOR	100	53,196	FISH COMMUNITY RESPONSE TO COMMERCIAL OPERATION OF THE RICHARD B. RUSSELL PUMP-STORAGE HYDROPOWER FACILITY ON THE SAVANNAH RIVER, GA-SC
MACE JR, ARNETT C			
J W JONES ECOLOGICAL RSCH CTR	100	31,786	FOREST RESOURCES ENDOWMENT - UGA FOUNDATION
J W JONES ECOLOGICAL RSCH CTR	100	-31,786	FOREST RESOURCES ENDOWMENT - UGA FOUNDATION
J W JONES ECOLOGICAL RSCH CTR	100	31,786	FOREST RESOURCES ENDOWMENT - UGA FOUNDATION
UOFGA FOUNDATION	100	2,556	KIMBERLY CLARK MANAGEMENT-UGA FOUNDATION 40R2710
UOFGA FOUNDATION	100	20,000	FOREST RESOURCES ENDOWMENT-UGA FOUNDATION FORESTER'S LOG 35F3800
UOFGA FOUNDATION	100	12,000	UGA FOUNDATION WARNELL DISTANCE LEARNING
UOFGA FOUNDATION	100	8,000	UGA FOUNDATION WARNELL DISTANCE LEARNING 40R9060 7190600
UOFGA FOUNDATION	100	25,000	UGA FOUNDATION - HARGREAVES DISTINGUISHED PROFESSOR OF FINANCE 40R0920
UOFGA FOUNDATION	100	2,300	UGA FOUNDATION - HARGREAVES DISTINGUISHED PROFESSOR OF FINANCE 40R0920/7190200
UOFGA FOUNDATION	100	9,314	UGA FOUNDATION WARNELL DISTANCE LEARNING 40R9060
UOFGA FOUNDATION	100	24,345	UGA FOUNDATION WARNELL DISTANCE LEARNING 40R9060
UOFGA FOUNDATION	100	12,231	UGA FOUNDATION WARNELL DISTANCE LEARNING 40R9060
UOFGA FOUNDATION	100	47,290	UGA FOUNDATION WARNELL SCHOOL FOREST RESOURCES WHEATLEY WILDLIFE MANAGEMENT 45R3410
UOFGA FOUNDATION	100	156,756	UGA FOUNDATION WARNELL FOREST RESOURCE ENDOWMENT 40R2800
UOFGA FOUNDATION	100	-17,087	UGA FOUNDATION WARNELL FOREST EDUCATION CENTER 40R9060
UOFGA FOUNDATION	100	2,000	UGA FOUNDATION WARNELL FOREST EDUCATION CENTER 40R9060
UOFGA FOUNDATION	100	63,114	UGA FOUNDATION WHEATLEY FORESTRY 45R3410
UOFGA FOUNDATION	100	45,005	UGA FOUNDATION INTENSIVE FOREST 45R3410
UOFGA FOUNDATION	100	77,701	UGA FOUNDATION ALUMNI/PR/FUND 45R3410
UOFGA FOUNDATION	100	130,000	UGA FOUNDATION WARNELL SFR ALUM 40R9060
UOFGA FOUNDATION	100	-12,231	UGA FOUNDATION WARNELL SFR ALUM 40R9060
MENGAK, MICHAEL THOMAS			
GA FORESTRY COMMISSION	100	11,444	FORESTRY AND WILDLIFE EDUCATION PROGRAMS FOR PRIVATE LANDOWNERS IN GEORGIA
US DEPARTMENT OF INTERIOR	50	3,060	HABITAT CHARACTERIZATION IN HURRICANE IMPACTED AREAS OF HARDWOOD HAMMOCK OF THE FLORIDA KEYS

College/Department/Investigator/Sponsor	% Credit OSP	Total Amount	Title
MERKLE, SCOTT A			
ARBORGEN LLC	100	20,000	CAPTURING ELITE SOUTHERN PINE GENOTYPES FOR CLONAL FORESTRY
ARBORGEN LLC	100	50,000	AMERICAN CHESTNUT RESTORATION THROUGH BIOTECHNOLOGY
			IN VITRO PROPAGATION OF AMERICAN CHESTNUT: A FIRST STEP TO AN ALTERNATIVE
CONSORTIUM FOR PLANT BIOTECH R	100	75,276	BIOMASS ENERGY CROP
CONSORTIUM FOR PLANT BIOTECH R	100	50,000	CAPTURING ELITE SOUTHERN PINE GENOTYPES FOR CLONAL FORESTRY
INTERNATIONAL PAPER	100	31,458	SCALE-UP OF SWEETGUM SOMATIC SEEDLING PRODUCTION
MILLER, KARL V			
			CONTINUED EVALUATION OF THE EFFECTS OF INTENSIVE PINE PLANTATION
NATL COUN FOR AIR STREAM IMPRV	50	44,160	MANAGEMENT ON WILDLIFE HABITAT QUALITY
			POPULATION SIZE, MOVEMENT AND HABITAT USE OF COYOTES ON THE SAVANNAH
US DEPARTMENT OF AGRICULTURE	100	49,000	RIVER SITE
			SEASONAL MOVEMENT PATTERNS OF FEMALE WHITE-TAILED DEER WITH EMPHASIS
US DEPARTMENT OF AGRICULTURE	100	131,229	ON BREEDING AND PARTURITION
VARIOUS-INCOME	100	3,000	VARIOUS INCOME
VARIOUS-INCOME	100	4,000	VARIOUS INCOME
VARIOUS-INCOME	100	1,200	VARIOUS INCOME
VARIOUS-INCOME	100	1,250	VARIOUS INCOME
VARIOUS-INCOME	100	12,500	VARIOUS ACCOUNT
MORRIS, LAWRENCE A			
			FOREST AND WETLAND RESOURCE MANAGEMENT: AN EDUCATION PROPOSAL
UNIVERSITY OF FLORIDA	40	16,772	CONSORTIUM TARGETING TROPICAL TO TEMPERATE ECOSYSTEMS
VARIOUS-INCOME	100	9,000	VARIOUS RESEARCH GIFTS TO SUPPORT PROGRAM
NAIRN III, CAMPBELL JOSEPH			
			MICROSATELLITE MARKERS FOR ANALYSIS OF LOGGERHEAD SEA TURTLE
GA DEPT OF NATURAL RESOURCES	80	7,000	POPULATION STRUCTURE
			ANALYSIS OF LOGGERHEAD TURTLE POPULATION STRUCTURE IN THE
GA DEPT OF NATURAL RESOURCES	80	50,200	SOUTHEASTERN UNITED STATES USING NOVEL MICROSATELLITE MARKERS AND
			MITOCHONDRIAL DNA SEQUENCES
			ASSESSING THE IMPACT OF INTENSIVE FOREST MANAGEMENT PRACTICES ON WOOD
US DEPARTMENT OF AGRICULTURE	50	125,845	FORMATION AND QUALITY AT THE LEVEL OF GENE EXPRESSION
NEWMAN, DAVID H			
VARIOUS-INCOME	100	657	VARIOUS RESEARCH GIFTS TO SUPPORT FOREST BUSINESS PROGRAM
NIBBELINK, NATHAN PAUL			
UNIVERSITY OF WYOMING	100	32,231	A GIS-BASED TOOL FOR SPECIES DISTRIBUTION MODELING
			A COMPREHENSIVE SPECIES CONSERVATION ASSESSMENT FOR BROWN TROUT
US DEPARTMENT OF AGRICULTURE	100	10,000	(SALMO TRUTTA) IN THE ROCKY MOUNTAIN REGION
PETERSON JR, DOUGLAS L			
			POPULATION DYNAMICS AND ESSENTIAL HABITATS OF ATLANTIC STURGEON IN THE
GA DEPT OF NATURAL RESOURCES	80	96,716	ALTAMAHA RIVER
			POPULATION DYNAMICS AND CRITICAL HABITAT OF SHORTNOSE STURGEON IN THE
GA DEPT OF NATURAL RESOURCES	75	35,000	ALTAMAHA RIVER, GA
			POPULATION DYNAMICS AND CRITICAL HABITAT OF SHORTNOSE STURGEON IN THE
GA DEPT OF NATURAL RESOURCES	75	35,000	ALTAMAHA RIVER, GA
PETERSON, JAMES T			
US DEPARTMENT OF AGRICULTURE	100	22,000	VALIDATION OF SNORKELING AND ELECTROFISHING IN SMALL STREAMS
			THE EFFECTS OF HYDROLOGIC STRESSORS ON WADING BIRD FORAGING
US DEPARTMENT OF INTERIOR	50	3,248	DISTRIBUTIONS AND NESTING PATTERNS IN THE EVERGLADES FROM 1985-2000
			THE DEVELOPMENT OF A QUANTITATIVE DECISION MODEL FOR EVALUATING THE
US DEPARTMENT OF INTERIOR	100	32,229	EFFECTS OF RIVER REGULATION AND WATER USE ON NATIVE FISHES IN THE
			CHATTAHOOCHE
US DEPARTMENT OF INTERIOR	33	15,000	AN ADAPTIVE SAMPLE SURVEY DESIGN FOR THE IVORY BILLED WOODPECKER
PORTERFIELD, RICHARD L			
			UGA FOUNDATION FORESTRY FUND 35F3800 CONVERTED FROM 2521RC295294 ON
UOFGA FOUNDATION	100	393,267	7/4/05

College/Department/Investigator/Sponsor	% Credit OSP	Total Amount	Title
RASMUSSEN, TODD CHRISTIAN			
SANDIA NATIONAL LABORATORIES	100	33,649	ESTIMATION, REMOVAL AND INTERPRETATION OF BAROMETRIC PRESSURE AND EARTH TIDE EFFECTS IN AQUIFER WATER LEVELS
SANDIA NATIONAL LABORATORIES	100	-33,649	ESTIMATION, REMOVAL AND INTERPRETATION OF BAROMETRIC PRESSURE AND EARTH TIDE EFFECTS IN AQUIFER WATER LEVELS
SCHIMLECK, LAURENCE ROBERT			
US DEPARTMENT OF AGRICULTURE	80	65,000	RAPID TECHNIQUES FOR SCREENING WOOD PROPERTIES FOR GENETIC IMPROVEMENT OF LOBLOLLY PINE
VARIOUS-CORP GRANTS	50	70,000	WOOD QUALITY RESEARCH AGREEMENT, CONTRACT RENEWAL RESEARCH WORK PLAN, 2006-2010
SCHWEITZER, SARA HANNAH			
DELTA WATERFOWL FOUNDATION	100	15,000	CONSERVATION GENETICS OF AN INTRODUCED MOTTLED DUCK (ANAS FULVIGULA) POPULATION
SOUTH DAKOTA STATE UNIVERSITY	50	19,653	LANDSCAPE ECOLOGY AND MAPPING OF EHRILICHIAL PATHOGENS
SOUTH DAKOTA STATE UNIVERSITY	50	32,169	LANDSCAPE ECOLOGY AND MAPPING OF EHRILICHIAL PATHOGENS (NIH)
SHIVER, BARRY D			
C A P P S (ACCEL PINE PRO STU)	5	3,000	THE CONSORTIUM FOR ACCELERATED PINE PRODUCTION STUDIES - CAPPS (CONSORTIUM)
PLANATION MGMT RSCH COOPERATIV	50	166,475	CONSORTIUM-CHANGED TO AWARD TYPE B PER TRW SEP05 DEVELOPMENT OF TREE TAPER EQUATIONS AND SITE INDEX MODELS FOR LOBLOLLY PINE AND OTHER SPECIES BASED ON SELF-REFERENCING FUNCTIONS
PLANATION MGMT RSCH COOPERATIV	50	48,875	CONSORTIUM-CHANGED TO AWARD TYPE B PER TRW SEP05 DEVELOPMENT OF TREE TAPER EQUATIONS AND SITE INDEX MODELS FOR LOBLOLLY PINE AND OTHER SPECIES BASED ON SELF-REFERENCING FUNCTIONS
PLANATION MGMT RSCH COOPERATIV	50	3,975	CONSORTIUM-CHANGED TO AWARD TYPE B PER TRW SEP05 DEVELOPMENT OF TREE TAPER EQUATIONS AND SITE INDEX MODELS FOR LOBLOLLY PINE AND OTHER SPECIES BASED ON SELF-REFERENCING FUNCTIONS
PLANATION MGMT RSCH COOPERATIV	50	36,000	CHANGED TO TYPE B PER TRW SEP05 REVERSED FEB06 DEVELOPMENT OF TREE TAPER EQUATIONS AND SITE INDEX MODELS FOR LOBLOLLY PINE AND OTHER SPECIES BASED ON SELF-REFERENCING FUNCTIONS
PLANATION MGMT RSCH COOPERATIV	50	40,000	CHANGED TO TYPE B PER TRW SEP05 REVERSED FEB06 DEVELOPMENT OF TREE TAPER EQUATIONS AND SITE INDEX MODELS FOR LOBLOLLY PINE AND OTHER SPECIES BASED ON SELF-REFERENCING FUNCTIONS
PLANATION MGMT RSCH COOPERATIV	50	16,000	CHANGED TO TYPE B PER TRW SEP05 REVERSED FEB06 DEVELOPMENT OF TREE TAPER EQUATIONS AND SITE INDEX MODELS FOR LOBLOLLY PINE AND OTHER SPECIES BASED ON SELF-REFERENCING FUNCTIONS
VARIOUS-INCOME	100	5,000	VARIOUS INCOME
SINHA, ANUJ K			
UOFGA FOUNDATION	100	14,162	UGA FOUNDATION FOREST RESOURCES STUDENT RECREATION 35F3800
UOFGA FOUNDATION	100	2,616	UGA FOUNDATION FOREST RESOURCES STUDENT RECREATION 35R3800 8538000
UOFGA FOUNDATION	100	1,000	UGA FOUNDATION FOREST RESOURCES STUDENT RECREATION 35R3800 8538000
UOFGA FOUNDATION	100	21,787	UGA FOUNDATION FOREST RESOURCES ALUMNI DEVELOPMENT - FORESTRY FUND 35F3800
UOFGA FOUNDATION	100	4,000	UGA FOUNDATION FOREST RESOURCES ALUMNI DEVELOPMENT - FORESTRY FUND 35F3800/8538000
UOFGA FOUNDATION	100	5,500	UGA FOUNDATION FOREST RESOURCES ALUMNI DEVELOPMENT - FORESTRY FUND 35F3800/8538000
UOFGA FOUNDATION	100	11,372	UGA FOUNDATION WHEATLEY OPERATIONS 45R3410
VARIOUS-INCOME	100	10,000	VARIOUS RESEARCH GIFTS TO SUPPORT THE CENTER FOR FOREST BUSINESS (CFB)
SIRY, JACEK PIOTR			
US DEPARTMENT OF AGRICULTURE	100	74,990	CARBON SEQUESTRATION IN URBAN FORESTS: APPROACHES AND VALUES
SWEENEY, JAMES MICHAEL			
UOFGA FOUNDATION	100	2,662	UGA FOUNDATION FOREST RESOURCES 50R9390
US DEPARTMENT OF INTERIOR	100	33,415	CO-LOCATION AGREEMENT FOR THE PATUXENT WILDLIFE RESEARCH CENTER AT THE WARNELL SCHOOL OF FORESTRY AND NATURAL RESOURCES IN SUPPORT OF COOPERATIVE WILDLIFE AND FORESTRY RESEARCH
VARIOUS-INCOME	100	28,000	DEPOSIT AND TRACK EXPENDITURES OF UNRESTRICTED GIFTS IN SUPPORT OF RESEARCH PROGRAMS

College/Department/Investigator/Sponsor	% Credit OSP	Total Amount	Title
VARIOUS-INCOME	100	1,500	DEPOSIT AND TRACK EXPENDITURES OF UNRESTRICTED GIFTS IN SUPPORT OF RESEARCH PROGRAMS
VARIOUS-INCOME	100	2,500	DEPOSIT AND TRACK EXPENDITURES OF UNRESTRICTED GIFTS IN SUPPORT OF RESEARCH PROGRAMS
WARREN, ROBERT JOE			
US DEPARTMENT OF AGRICULTURE	25	86,690	WILDLIFE MANAGEMENT AND GAMEBIRD RESTORATION 2005
US DEPARTMENT OF AGRICULTURE	25	78,000	WILDLIFE MANAGEMENT AND GAMEBIRD RESTORATION 2006
WIMBERLY, MICHAEL C			
NATIONAL INSTITUTES OF HEALTH	85	-61,241	LANDSCAPE ECOLOGY AND MAPPING OF EHRlichial PATHOGENS
US DEPARTMENT OF AGRICULTURE	20	85,500	VISUALIZING FUTURE LANDSCAPES UNDER ALTERNATIVE LAND USE SCENARIOS: LINKING GEOSPATIAL TECHNOLOGIES WITH COMMUNITY-BASED FORESTRY, PHASE II
WINN, RICHARD N			
NATIONAL INSTITUTES OF HEALTH	100	20,500	AQUATIC MODELS OF HUMAN DISEASE
NATIONAL INSTITUTES OF HEALTH	100	0	FEE INCOME FOR 1021RR251392
NORTH CAROLINA STATE UNIV	100	58,905	MICROARRAY ANALYSES OF POLLUTED NATURAL POPULATIONS
NORTH CAROLINA STATE UNIV	100	60,245	MICROARRAY ANALYSES OF POLLUTED NATURAL POPULATIONS
SCHOOL OF LAW			
<u>CONTINUING LEGAL EDUCATION</u>			
JONES, LAWRENCE F			
INST CONT LEGAL EDUCATION GA	100	1,539,000	INSTITUTE OF CONTINUING LEGAL EDUCATION
<u>LAW SCHOOL LIBRARY</u>			
PUCKETT, ELIZABETH ANN			
UOFGA FOUNDATION	100	1,000	ENDOWMENT-UGA FOUNDATION PUCKE 40R4890
UOFGA FOUNDATION	100	500	ENDOWMENT-UGA FOUNDATION PUCKE 40R5020
<u>SCHOOL OF LAW</u>			
EATON, THOMAS A			
GEORGIA CIVIL JUSTICE FDN	40	225,418	TORT LITIGATION IN GEORGIA
ELLINGTON, C RONALD			
UOFGA FOUNDATION	100	18,090	ENDOWMENT-UGA FOUNDATION ALLEN POST PROF 30F4230
UOFGA FOUNDATION	100	29,477	SALARY SUPPLEMENT FOR THE ERNEST P. ROGERS PROFESSORSHIP UGA FOUNDATION 30F4280
KENNEDY, GILES W			
UOFGA FOUNDATION	100	11,937	SALARY SUPPLEMENT-UGA FOUNDATION HARMON CALDWELL 30F3090
UOFGA FOUNDATION	100	11,933	SALARY SUPPLEMENT-UGA FOUNDATION SHACKELFORD PROF 30F4610
UOFGA FOUNDATION	100	50,227	SALARY SUPPLEMENT-UGA FOUNDATION CHAIR KILPATRICK UGF 30F3990
UOFGA FOUNDATION	100	46,137	SALARY SUPPLEMENT-UGA FOUNDATION TALMADGE CHAIR 30F4670
UOFGA FOUNDATION	100	59,545	SALARY SUPPLEMENT-UGA FOUNDATION DEAN AND VA RUSK PROF 30F4570
UOFGA FOUNDATION	100	38,783	SALARY SUPPLEMENT-UGA FOUNDATION LORIDANS FDN RUSK 30F3030
UOFGA FOUNDATION	100	99,636	SALARY SUPPLEMENT-UGA FOUNDATION CHAIR KIRBO 30F4010
MITCHELL, ELAINE K			
UOFGA FOUNDATION	100	102,892	UGA FOUNDATION CHAIR CLEVELAND 40R1510
UOFGA FOUNDATION	100	7,899	UGA FOUNDATION-HIRSCH HALL LAW 45R3760
UOFGA FOUNDATION	100	12,173	UGA FOUNDATION-HOSCH PROFESSOR #5 40R3590
UOFGA FOUNDATION	100	3,331	UGA FOUNDATION LEGAL ETHICS AND PROF SYM LAW 40R1970
UOFGA FOUNDATION	100	12,477	UGA FOUNDATION CHAFFIN CHAIR 40R1130
REAVES, RICHARD D			
ADMIN OFFICE OF THE COURTS	100	580,673	INSTITUTE OF CONTINUING JUDICIAL EDUCATION
SMITH, JAMES C			
UNIVERSITY OF ALABAMA	100	869	VISITING PROFESSOR AGREEMENT
SPURGEON, EDWARD D			
UOFGA FOUNDATION	100	400	ENDOWMENT-UGA FOUNDATION CHEELY 30F3320
UOFGA FOUNDATION	100	106,593	UGA FOUNDATION WOODRUFF CHAIR 30F4740
UOFGA FOUNDATION	100	25,182	ENDOWMENT-UGA FOUNDATION HOSCH PROF #1 40R3550
UOFGA FOUNDATION	100	29,932	ENDOWMENT-UGA FOUNDATION HOSCH PROF #2 40R3560
UOFGA FOUNDATION	100	23,658	UGA FOUNDATION HOSCH PROF #3 40R3570
UOFGA FOUNDATION	100	11,702	UGA FOUNDATION HOSCH PROF #4 40R3580

College/Department/Investigator/Sponsor	% Credit OSP	Total Amount	Title
UOFGA FOUNDATION	100	35,140	CHAIR CARTER UGA FOUNDATION 40R4210
UOFGA FOUNDATION	100	4,000	UGA FOUNDATION REES LAW LIBRARY 40R2180
WHITE, REBECCA H			
ARCH FOUNDATION	100	0	ARCH FOUNDATION LAW SCHOOL ASSOCIATION A9400010 A9400840
ARCH FOUNDATION	100	0	ARCH FOUNDATION HIRSCH HALL LAW A881050
SCHOOL OF SOCIAL WORK			
SCHOOL OF SOCIAL WORK			
BORDNICK, PATRICK S			
VIRTUALLY BETTER, INC.	100	124,847	VIRTUAL REALITY SKILLS TRAINING: NICOTINE DEPENDENCE
ELLETT, ALBERTA			
GA DEPT OF HUMAN RESOURCES	100	642,391	THE DHR/DFCS IV-E UNIVERSITY CHILD PROTECTION CERTIFICATION PROGRAM TITLE IV-E GRANT
GA DEPT OF HUMAN RESOURCES	100	199,716	DEVELOPMENT OF A NEW DFCS CHILD WELFARE EMPLOYEE SELECTION PROTOCOL (ESP)
GA STATE UNIVERSITY	100	30,000	CHILD WELFARE CURRICULUM DEVELOPMENT SUB-CONTRACT
HOLLAND, THOMAS P			
UOFGA FOUNDATION	100	-253	UGA FOUNDATION INSTITUTE ON NONPROFIT ORG TUCKER SCHOOL OF SOCIAL WORK 45R0760
KOLOMER, STACEY R			
JOHN A HARTFORD FOUND THE	100	-900,000	HARTFIELD FACULTY SCHOLARS PROGRAM IN GERIATRIC SOCIAL WORK
JOHN A HARTFORD FOUND THE	100	100,000	HARTFIELD FACULTY SCHOLARS PROGRAM IN GERIATRIC SOCIAL WORK
JOHN A HARTFORD FOUND THE	100	-100,000	HARTFIELD FACULTY SCHOLARS PROGRAM IN GERIATRIC SOCIAL WORK
KROPF, NANCY P			
UOFGA FOUNDATION	100	14,027	UGA FOUNDATION PARHAM PROFESSORSHIP 40R1160
UOFGA FOUNDATION	100	6,500	UGA FOUNDATION BERGER MEMORIAL PROFESSORSHIP 40R7900 7179000
LOCKHART, LETTIE L			
GA DEPT OF HUMAN RESOURCES	100	1,575,377	TRAINING GEORGIA'S FAMILY INDEPENDENCE STAFF
NACKERUD, LARRY G			
GA DEPT OF JUVENILE JUSTICE	100	47,260	A PARTNERSHIP BETWEEN DEPARTMENT OF JUVENILE JUSTICE AND UGA SCHOOL OF SOCIAL WORK
GRN COMMUNITY SERVICE BOARD	100	71,929	GRN KIDS NET PEACH STATE WRAP AROUND EVALUATION PROJECT
VARIOUS-INCOME	100	1,255	VARIOUS RESEARCH GIFTS FOR SUPPORT OF THE GRANDPARENTS PROJECT
VARIOUS-INCOME	100	-12	VARIOUS RESEARCH GIFTS FOR SUPPORT OF THE GRANDPARENTS PROJECT
VARIOUS-INCOME	100	24	VARIOUS RESEARCH GIFTS FOR SUPPORT OF THE GRANDPARENTS PROJECT
REEVES, PATRICIA M			
US DEPT OF HEALTH & HUMAN SVCS	20	2,250,000	HEALTHY TEENS: UNDERSTANDING SOCIAL DEVELOPMENT FROM MIDDLE TO HIGH SCHOOL
US DEPT OF HEALTH & HUMAN SVCS	20	75,000	HEALTHY TEENS: UNDERSTANDING SOCIAL DEVELOPMENT FROM MIDDLE TO HIGH SCHOOL
SR VP ACADEMIC AFFAIRS UNITS			
EITS SPECIAL SYSTEMS SUPPORT			
COVINGTON, MICHAEL A			
GLAXOSMITHKLINE	100	-208,065	COMPUTER ANALYSIS OF SCHIZOPHRENIC SPEECH
GLAXOSMITHKLINE	100	-801,534	COMPUTER ANALYSIS OF SPEECH FOR PSYCHIATRIC RESEARCH (CASPR)
ENGINEERING			
LAWRENCE, THOMAS M			
COMMISSIONING & GREEN BLDG INV	95	1,000	GUIDANCE FOR SENIOR DESIGN PROJECT
ENTERPRISE INFO TECH SERV			
WILSON, PATRICIA A			
NATIONAL SCIENCE FOUNDATION	50	2,316,469	CENTER FOR PROFICIENCY IN TEACHING MATHEMATICS
GEORGIA MUSEUM OF ART			
EILAND, WILLIAM U			
ARCH FOUNDATION	100	5,000	UGA ARCH FOUNDATION GEORGIA MUSEUM OF ART FUND A881180
ARCH FOUNDATION	100	50,000	UGA ARCH FOUNDATION GEORGIA MUSEUM OF ART FUND A881180
ARCH FOUNDATION	100	4,500	UGA ARCH FOUNDATION GEORGIA MUSEUM OF ART FUND A881180
GA OFFICE OF PLANNING & BUDGET	100	53,573	FY06 GENERAL OPERATING SUPPORT

College/Department/Investigator/Sponsor	% Credit OSP	Total Amount	Title
GEORGIA HUMANITIES COUNCIL	100	8,200	THE THIRD BIENNIAL HENRY D. GREEN SYMPOSIUM OF THE DECORATIVE ARTS
GEORGIA HUMANITIES COUNCIL	100	1,757	SPECIAL PROGRAM GRANT-MIDDLE EASTERN FILM FESTIVAL
UOFGA FOUNDATION	100	50,406	UGA FOUNDATION-DIRECTOR'S CIRCLE 35R3460
UOFGA FOUNDATION	100	40,000	UGA FOUNDATION-DIRECTOR'S CIRCLE 35R3460
UOFGA FOUNDATION	100	50,000	UGA FOUNDATION-DIRECTOR'S CIRCLE 35R3460
UOFGA FOUNDATION	100	50,000	UGA FOUNDATION-DIRECTOR'S CIRCLE 35R3460
UOFGA FOUNDATION	100	31,215	UGA FOUNDATION-DESIGNATED DIRECTOR'S CIRCLE 35R3461
UOFGA FOUNDATION	100	14,132	UGA FOUNDATION-W N MORRIS CHAIR 35R1690
UOFGA FOUNDATION	100	25,000	UGA FOUNDATION-W N MORRIS CHAIR 35R1690
UOFGA FOUNDATION	100	39,000	UGA FOUNDATION-DESIGNATED DIRECTOR'S CIRCLE 35R3461
UOFGA FOUNDATION	100	9,900	UGA FOUNDATION-DESIGNATED DIRECTOR'S CIRCLE 35R3461
UOFGA FOUNDATION	100	25,000	UGA FOUNDATION-DESIGNATED DIRECTOR'S CIRCLE 35R3461 8134610
UOFGA FOUNDATION	100	75,000	UGA FOUNDATION-W N MORRIS CHAIR 35R1690 8116900
UOFGA FOUNDATION	100	20,000	UGA FOUNDATION-W N MORRIS CHAIR 35R1690 8116900
UOFGA FOUNDATION	100	5,700	UGA FOUNDATION-DESIGNATED DIRECTOR'S CIRCLE 35R3461 8134610
UOFGA FOUNDATION	100	6,000	UGA FOUNDATION-DESIGNATED DIRECTOR'S CIRCLE 35R3461 8134610
UOFGA FOUNDATION	100	15,000	UGA FOUNDATION-W N MORRIS CHAIR 35R1690 8116900
UOFGA FOUNDATION	100	20,000	UGA FOUNDATION-DESIGNATED DIRECTOR'S CIRCLE 35R3461 8134610
UOFGA FOUNDATION	100	15,000	UGA FOUNDATION-DESIGNATED DIRECTOR'S CIRCLE 35R3461 8134610
UOFGA FOUNDATION	100	1,500	UGA FOUNDATION BERKOWITZ ENDOWMENT 40R1700 7117000
UOFGA FOUNDATION	100	200	UGA FOUNDATION BERKOWITZ ENDOWMENT 40R1700 7117000
UOFGA FOUNDATION	100	-2,152	UGA FOUNDATION DODD REGISTRAR 35R1410
UOFGA FOUNDATION	100	-1,409	UGA FOUNDATION PIERRE DAURA CENTER 40R8080
UOFGA FOUNDATION	100	10,000	UGA FOUNDATION PIERRE DAURA CENTER 40R8080 7180800
UOFGA FOUNDATION	100	1,011	UGA FOUNDATION GREEN ENDOWMENT LIBRARY 40R0871
UOFGA FOUNDATION	100	1,600	UGA FOUNDATION HARVEY FAMILY FUND 45R2820 9128200
US DEPT OF HOUSING & URBAN DEV	100	992,000	NEIGHBORHOOD INITIATIVE GRANT - GEORGIA MUSEUM OF ART COMPLETION OF PHASE II
VARIOUS-INCOME	100	0	DEPT ACCOUNT FOR RESIDUAL BALANCE POLICY
<u>GRADUATE SCHOOL</u>			
DELLA, LINDSAY			
NATIONAL INSTITUTES OF HEALTH	75	73,600	EXPLAINING FRUIT AND VEGETABLE INTAKE WITH A CONSUMER MARKETING TOOL
GRASSO, MAUREEN			
NATIONAL SCIENCE FOUNDATION	100	244,000	GRADUATE RESEARCH FELLOWSHIPS
UOFGA FOUNDATION	100	54,424	UGA FOUNDATION GOIZUETA FOUNDATION 40S4550
VIETNAM EDUCATION FOUNDATION	100	54,000	VIETNAM EDUCATION FOUNDATION FELLOWSHIP PROGRAM
PATEL, GORDHAN L			
UOFGA FOUNDATION	100	15,944	UGA FOUNDATION GRADUATE FELLOWSHIPS 2040070
<u>HONORS PROGRAM</u>			
KLEIBER, PAMELA B			
KETTERING FOUNDATION	100	2,050	FORUMS ON US RUSSIA RELATIONS
NATIONAL SCIENCE FOUNDATION	100	25,000	CONNECTING STEM DISCIPLINES IN HIGH SCHOOL WITH A RESEARCH UNIVERSITY FOLLOW-UP EVALUATION
MOREHEAD, JERE W			
UOFGA FOUNDATION	100	5,602	HONORS PROGRAM ROSEN-UGA FOUNDATION 2042000
UOFGA FOUNDATION	100	4,733	HONORS PROGRAM ROSEN-UGA FOUNDATION 2042000
UOFGA FOUNDATION	100	5,472	HONORS PROGRAM ROSEN-UGA FOUNDATION 2042000
UOFGA FOUNDATION	100	4,828	HONORS PROGRAM ROSEN-UGA FOUNDATION 2042000
<u>LIBRARIES-BOOKS</u>			
CLEMENS, BONNIE			
UOFGA FOUNDATION	100	27,594	UGA FOUNDATION ANN MCWHORTER FUND 30F4250
MATTHEWS, D ERIC			
RICHARD B RUSSELL FOUNDATION	100	-3	RICHARD B RUSSELL FOUNDATION RUSSELL LIBRARY EQUIPMENT
POTTER, WILLIAM GRAY			
VARIOUS-INCOME	100	60,490	LIBRARY VARIOUS INCOME POTTE
VARIOUS-INCOME	100	22,300	LIBRARY VARIOUS INCOME POTTE
VARIOUS-INCOME	100	2,500	LIBRARY VARIOUS INCOME POTTE
VARIOUS-INCOME	100	27,000	LIBRARY VARIOUS INCOME POTTE
VARIOUS-INCOME	100	6,250	LIBRARY VARIOUS INCOME POTTE
VARIOUS-INCOME	100	4,000	LIBRARY VARIOUS INCOME POTTE
VARIOUS-INCOME	100	22,500	LIBRARY VARIOUS INCOME POTTE
VARIOUS-INCOME	100	106,000	LIBRARY VARIOUS INCOME POTTE

College/Department/Investigator/Sponsor	% Credit OSP	Total Amount	Title
VARIOUS-INCOME	100	66,000	LIBRARY VARIOUS INCOME POTTE
VARIOUS-INCOME	100	4,500	LIBRARY VARIOUS INCOME POTTE
<u>LIBRARIES-GENERAL OPERATIONS</u>			
GRAHAM, P TOBY			
INSTITUTE OF MUSEUM/LIBRARY SV	34	761,427	CIVIL RIGHTS DIGITAL LIBRARY INITIATIVE
MATTHEWS, D ERIC			
ENDOWMENT	100	27,008	ENDOWMENT-MCKAMY DAVID KNOX
RICHARD B RUSSELL FOUNDATION	100	25,000	RICHARD B RUSSELL FOUNDATION RUSSELL LIBRARY FUND TO PROVIDE FUNDS TO SUPPORT AND ENHANCE THE UNIVERSITY OF GEORGIA
UOFGA FOUNDATION	100	49,405	LIBRARY UGA FOUNDATION DOOLEY LIBRARY 40R4700
UOFGA FOUNDATION	100	20,000	UGA FOUNDATION UGA LIBRARY DOOLEY LIBRARY ENDOW 40R4700 7147000
UOFGA FOUNDATION	100	20,000	UGA FOUNDATION UGA LIBRARY DOOLEY LIBRARY ENDOW 40R4700 71470000
UOFGA FOUNDATION	100	15,000	UGA FOUNDATION UGA LIBRARY DOOLEY LIBRARY ENDOW 40R4700 71470000
UOFGA FOUNDATION	100	15,000	UGA FOUNDATION UGA LIBRARY DOOLEY LIBRARY ENDOW 40R4700 7147000
UOFGA FOUNDATION	100	60,000	UGA FOUNDATION UGA LIBRARY DOOLEY LIBRARY ENDOW 40R4700 7147000
UOFGA FOUNDATION	100	3,024	ENDOWMENT-UGA FOUNDATION ROZIER MEM FUND 40R2190
UOFGA FOUNDATION	100	83,010	LIBRARIES DISCRETIONARY - UGA FOUNDATION 45R5780
UOFGA FOUNDATION	100	12,944	UGA FOUNDATION TATE FUND FOR HARGRETT LIBRARY 40R4810
UOFGA FOUNDATION	100	46,023	UGA FOUNDATION HARGRETT FUND FOR HARGRETT LIBRARY 30F3840
POTTER, WILLIAM GRAY			
ANDREW W MELLON FOUNDATION	100	-8	CARNEGIE ARTS OF THE UNITED STATES DIGITIZATION PROJECT (STEPHEN MILLER)
NATIONAL FILM PRESERVATION FDT	100	6,820	KALISKA-GREENBLATT HOME MOVIES
NATIONAL FILM PRESERVATION FDT	100	1,900	LOUIS C. HARRIS HOME MOVIE COLLECTION PRESERVATION PROJECT
RICHARD B RUSSELL FOUNDATION	100	3	VARIOUS INCOME MATERIALS TO ENHANCE LIBRARY COLLECTION UGA FOUNDATION JHT MCPHERSON
UOFGA FOUNDATION	100	-1,102	40R6250 MATERIALS TO ENHANCE LIBRARY COLLECTION UGA FOUNDATION O C ADERHOLD
UOFGA FOUNDATION	100	-16,759	FUND 30F3050
VARIOUS-INCOME	100	0	DEPT ACCOUNT FOR RESIDUAL BALANCE POLICY
WIGGINS-BAIN TRUST	100	8,420	VARIOUS INCOME
WIGGINS-BAIN TRUST	100	10,280	VARIOUS INCOME
<u>OFFICE INT'L AFFAIRS/EDUCATION</u>			
LUSK, MARK W			
UOFGA FOUNDATION	100	5,968	UGA FOUNDATION STARS MATCHING 2041060
UOFGA FOUNDATION	100	750	UGA FOUNDATION STARS MATCHING 2041060
SHAW, JUDITH D			
BD OF REGENTS/UNIV SYS OF GA	100	17,500	STARS
PEACE CORPS	100	10,000	PEACE CORPS CAMPUS REPRESENTATIVE
UOFGA ATHLETIC ASSOCIATION	100	13,000	DOOLEY GRADUATE ASSISTANTSHIP
<u>SR VP OFFICE ACADEMIC AFFAIRS</u>			
MACE JR, ARNETT C			
VARIOUS-INCOME	100	15,000	VARIOUS RESEARCH GIFTS TO SUPPORT THE ACTIVITIES UNDER THE AUSPICE OF THE PROVOST
VARIOUS-INCOME	100	15,000	VARIOUS RESEARCH GIFTS TO SUPPORT THE ACTIVITIES UNDER THE AUSPICE OF THE PROVOST
<u>UNIVERSITY PRESS</u>			
MITCHELL, NICOLE F			
WEST VIRGINIA HUMANITIES COUNC	100	14,250	CHEROKEE ART: HISTORICAL PRECEDENTS, CONTEMPORARY FORMS BY SUSAN POWER
WORMSLOE FOUNDATION	100	25,000	THE FOUR SEASONS OF CUMBERLAND ISLAND
WELLS, PHYLLIS C			
UOFGA FOUNDATION	100	1	UGA FOUNDATION PRESS FOUNDATION BOOK SUPPORTERS FUND 50G1200/9812000
UOFGA FOUNDATION	100	350	UGA FOUNDATION PRESS FOUNDATION BOOK SUPPORTERS FUND 50G1200/9812000
UOFGA FOUNDATION	100	8,600	UGA FOUNDATION UNIVERSITY PRESS COLEMAN FUND 40R7130 7171300

College/Department/Investigator/Sponsor	% Credit OSP	Total Amount	Title
UOFGA FOUNDATION	100	350	UGA FOUNDATION UNIVERSITY PRESS DISCRETIONARY FUND 45R6650 8166500
WORMSLOE FOUNDATION	100	3,998	WORMSLOE FOUND PRESS
WORMSLOE FOUNDATION	100	15,264	WORMSLOE FOUND PRESS

SR VP FOR EXTERNAL AFF UNITS

CAREER CENTER

WILLIAMS, SCOTT T

UOFGA FOUNDATION	100	913	UGA FOUNDATION CAREER DEVELOPMENT CENTER 45R7070
------------------	-----	-----	--

PUBLIC AFFAIRS

BELL, WARREN STEPHEN

UOFGA FOUNDATION	100	15,000	UGA FOUNDATION WUGA RADIO PAYROLL ACCOUNT 50R6820
------------------	-----	--------	---

JACKSON JR, THOMAS H

VARIOUS-INCOME	100	9,287	WUGA RADIO ACCOUNT PER TRACY WALTERS: DEPOSITS ALLOWED TILL 06/30/06, BUDGET MAY THEN BE EXTENDED 2 YEARS PER RESIDUAL BALANCE POLICY
VARIOUS-INCOME	100	7,602	WUGA RADIO ACCOUNT PER TRACY WALTERS: DEPOSITS ALLOWED TILL 06/30/06, BUDGET MAY THEN BE EXTENDED 2 YEARS PER RESIDUAL BALANCE POLICY
VARIOUS-INCOME	100	6,438	WUGA RADIO ACCOUNT PER TRACY WALTERS: DEPOSITS ALLOWED TILL 06/30/06, BUDGET MAY THEN BE EXTENDED 2 YEARS PER RESIDUAL BALANCE POLICY
VARIOUS-INCOME	100	9,175	WUGA RADIO ACCOUNT PER TRACY WALTERS: DEPOSITS ALLOWED TILL 06/30/06, BUDGET MAY THEN BE EXTENDED 2 YEARS PER RESIDUAL BALANCE POLICY
VARIOUS-INCOME	100	11,922	WUGA RADIO ACCOUNT PER TRACY WALTERS: DEPOSITS ALLOWED TILL 06/30/06, BUDGET MAY THEN BE EXTENDED 2 YEARS PER RESIDUAL BALANCE POLICY
VARIOUS-INCOME	100	3,673	WUGA RADIO ACCOUNT PER TRACY WALTERS: DEPOSITS ALLOWED TILL 06/30/06, BUDGET MAY THEN BE EXTENDED 2 YEARS PER RESIDUAL BALANCE POLICY
VARIOUS-INCOME	100	3,952	WUGA RADIO ACCOUNT PER TRACY WALTERS: DEPOSITS ALLOWED TILL 06/30/06, BUDGET MAY THEN BE EXTENDED 2 YEARS PER RESIDUAL BALANCE POLICY
VARIOUS-INCOME	100	21,364	WUGA RADIO ACCOUNT PER TRACY WALTERS: DEPOSITS ALLOWED TILL 06/30/06, BUDGET MAY THEN BE EXTENDED 2 YEARS PER RESIDUAL BALANCE POLICY
VARIOUS-INCOME	100	4,949	WUGA RADIO ACCOUNT PER TRACY WALTERS: DEPOSITS ALLOWED TILL 06/30/06, BUDGET MAY THEN BE EXTENDED 2 YEARS PER RESIDUAL BALANCE POLICY
VARIOUS-INCOME	100	9,923	WUGA RADIO ACCOUNT PER TRACY WALTERS: DEPOSITS ALLOWED TILL 06/30/06, BUDGET MAY THEN BE EXTENDED 2 YEARS PER RESIDUAL BALANCE POLICY
VARIOUS-INCOME	100	3,893	WUGA RADIO ACCOUNT PER TRACY WALTERS: DEPOSITS ALLOWED TILL 06/30/06, BUDGET MAY THEN BE EXTENDED 2 YEARS PER RESIDUAL BALANCE POLICY
VARIOUS-INCOME	100	5,137	WUGA RADIO ACCOUNT PER TRACY WALTERS: DEPOSITS ALLOWED TILL 06/30/06, BUDGET MAY THEN BE EXTENDED 2 YEARS PER RESIDUAL BALANCE POLICY

SR VP FOR EXTERNAL AFFAIRS

COYLE, CYNTHIA G

ARCH FOUNDATION	100	500,000	ARCH FOUNDATION OLD NUMBER 106-008
ARCH FOUNDATION	100	1	FINANCIAL SERVICES CONTRACT ARCH FOUNDATION 1000000

SR VP FOR FINANCE & ADMIN

ACCOUNTING DIVISION

SCHRAMSKI, HOLLEY W

UOFGA RESEARCH FOUNDATION INC	100	229,691	LEASE ACCOUNT FOR UGARF'S PORTION OF COVERDELL CENTER ALSO INVOLVED ARE BOR AND UGARF 1025AR023001 AND 1071AP023002
UOFGA RESEARCH FOUNDATION INC	100	410,196	LEASE ACCOUNT FOR UGARF'S PORTION OF COVERDELL CENTER ALSO INVOLVED ARE BOR AND UGARF 1025AR023001 AND 1071AP023002

STAFFORD, GEORGE E

UOFGA FOUNDATION	100	0	U OF GA FOUNDATION CAR ALLOWANCES FOR DEANS
------------------	-----	---	---

College/Department/Investigator/Sponsor	% Credit OSP	Total Amount	Title
<u>ENVIRONMENTAL SAFETY DIVISION</u>			
SCOTT, KENNETH ALON			
GA EMERGENCY MGNT AGENCY	100	-47,302	GEORGIA HOMELAND SECURITY EXERCISE AND EVALUATION PROGRAM
<u>FACILITIES PLANNING OFFICE</u>			
NESBIT, RYAN A			
UGA REAL ESTATE FOUNDATION	100	313,381	UGA REAL ESTATE FOUNDATION COVERDELL NETWORK CABLE
UGA REAL ESTATE FOUNDATION	100	1,365,000	UGA REAL ESTATE FOUNDATION COVERDELL FURNITURE AND LOOSE EQUIPMENT
<u>PAYROLL DEPARTMENT</u>			
SCHRAMSKI, HOLLEY W			
ARCH FOUNDATION	100	0	UGA ARCH FOUNDATION CAR ALLOWANCES FOR VP
<u>UGA CARD SERVICES</u>			
COKE, KIMBERLEY NICOLE			
AMERICAN PETROLEUM INSTITUTE	99	3,000	THE USE OF DNA TRACERS IN THE SUBSURFACE
<i>TERRY COLLEGE OF BUSINESS</i>			
<u>BANKING AND FINANCE</u>			
GUSTAVSON, SANDRA G			
UOFGA FOUNDATION	100	8,190	UGA FOUNDATION BB&T SUPPORT FUND 45G1440 8814400
NIEMI JR, ALBERT W			
ENDOWMENT	100	8,769	SALARY SUPPLEMENT
POULSEN, ANNETTE B			
UOFGA FOUNDATION	100	80,370	ENDOWMENT-UGA FOUNDATION STERNE CHAIR POULSEN 40R4530
VARIOUS-INCOME	100	2,001	VARIOUS INCOME
VARIOUS-INCOME	100	571	VARIOUS INCOME
VARIOUS-INCOME	100	0	DEPT ACCOUNT FOR RESIDUAL BALANCE POLICY
VERBRUGGE, JAMES A			
VARIOUS-INCOME	100	0	DEPT ACCOUNT FOR RESIDUAL BALANCE POLICY
<u>ECONOMICS</u>			
BATEMAN, FRED			
UOFGA FOUNDATION	100	13,665	ENDOWMENT-UGA FOUNDATION BEADLES PROF BATEMAN 40R4660
DUSANSKY, RICHARD			
UOFGA FOUNDATION	100	36,289	RAMSEY PROF ECON-UGA FOUNDATION 40R5580
LASTRAPES, WILLIAM D			
UOFGA FOUNDATION	100	-25,204	UGA FOUNDATION SWIFT ECONOMICS UNDERGRADUATE TEACHING AWARD 30F3710
UOFGA FOUNDATION	100	25,204	UGA FOUNDATION SWIFT ECONOMICS UNDERGRADUATE TEACHING AWARD 30F3710
UOFGA FOUNDATION	100	5,303	UGA FOUNDATION SWIFT ECONOMICS UNDERGRADUATE TEACHING AWARD 30F3710
LEE, DWIGHT R			
UOFGA FOUNDATION	100	23,812	RAMSEY CENTER FOR PRIVATE ENTERPRISE-UGA FOUNDATION 40R4410
LOVELL, C A KNOX			
UOFGA FOUNDATION	100	50,655	TERRY DIST CH LOVELL-UGA FOUNDATION #4 40R4164
MUSTARD, DAVID B			
GEORGIA CIVIL JUSTICE FDN	30	225,418	TORT LITIGATION IN GEORGIA
<u>INS/LEGAL STUD & REAL ESTATE</u>			
GUSTAVSON, SANDRA G			
UOFGA FOUNDATION	100	17,891	ENDOWMENT-UGA FOUNDATION MCFADDEN PROF GUVSTVSN 40R4930
HOYT, ROBERT E			
UOFGA FOUNDATION	100	2,517	UGA FOUNDATION E J LEVERETT USF FUND 40S6100
VARIOUS-INCOME	100	3,000	VARIOUS INCOME
VARIOUS-INCOME	100	675	VARIOUS INCOME
STEUER, RALPH E			
UOFGA FOUNDATION	100	51,857	UGA FOUNDATION SANFORD CHAIR STEUER 40R4400

College/Department/Investigator/Sponsor	% Credit OSP	Total Amount	Title
TRIESCHMANN, JAMES S			
UOFGA FOUNDATION	100	46,116	SALARY SUPPLEMENT-UGA FOUNDATION D MOORE CHAIR INSURANCE 30F4270
<u>J M TULL SCH OF ACCOUNTING</u>			
BENSON, P GEORGE			
ENDOWMENT	100	5,000	HECKMAN CHAIR ENDOWMENT 7551GN375773
UOFGA FOUNDATION	100	11,285	UGA FOUNDATION ERNST & YOUNG 45R6940
SMITH, E DANIEL			
UOFGA FOUNDATION	100	103,552	UGA FOUNDATION MILLER CHAIR 40R4570
WINDAL, FLOYD W			
ENDOWMENT	100	42,942	SALARY SUPPLEMENT
<u>MANAGEMENT</u>			
BOSTROM, ROBERT P			
UOFGA FOUNDATION	100	43,355	UGA FOUNDATION-LERAST PROFESSOR BOSTROM 40R3260
UOFGA FOUNDATION	100	1,003	UGA FOUNDATION-LERAST PROFESSOR BOSTROM 40R3260 7132600
COX III, JAMES F			
UOFGA FOUNDATION	100	3,633	ENDOWMENT-ARNOLD PROF BUS/UGA FOUNDATION 30F3130
UOFGA FOUNDATION	100	5,000	ENDOWMENT-ARNOLD PROF BUS/UGA FOUNDATION 30F3130
UOFGA FOUNDATION	100	500	ENDOWMENT-ARNOLD PROF BUS/UGA FOUNDATION 30F3130
GATEWOOD, ROBERT D			
UOFGA FOUNDATION	100	16,123	MANAGEMENT EXCELLENCE FUND-UGA FOUNDATION 45R6610
HOFFER, CHARLES W			
NATL COLLEGIATE INVENTORS & IN	100	20,000	INTERNET SECURITY COMPANY
HORTON, GERALD T			
UOFGA FOUNDATION	100	10,426	ENDOWMENT-UGA FOUNDATION/NON-PROFIT CTR HORTON 50R3850
UOFGA FOUNDATION	100	208	ENDOWMENT-UGA FOUNDATION/NON-PROFIT CTR HORTON 50R3850
UOFGA FOUNDATION	100	968	ENDOWMENT-UGA FOUNDATION/NON-PROFIT CTR HORTON 50R3850 9138500
HUSEMAN, RICHARD C			
UOFGA FOUNDATION	100	27,489	UGA FOUNDATION-SHERER/CARROLL 45R5090
<u>MANAGEMENT INFORMATION SYSTEMS</u>			
MARABLE, F GEORGE			
UOFGA FOUNDATION	100	4,035	UGA FOUNDATION CENTER FOR INFO SYSTEMS LEADERSHIP ASSOCIATES CISL 45R0620
<u>MARKETING AND DISTRIBUTION</u>			
ZINKHAN, GEORGE M			
UOFGA FOUNDATION	100	204,824	ENDOWMENT/UGA FOUNDATION - CBA CNTR MKT STUDIES 40R9890 AND 45R2150
UOFGA FOUNDATION	100	18,786	ENDOWMENT/UGA FOUNDATION - CBA CNTR MKT STUDIES 45R2150 8121500
<u>SIMON S SELIG JR CTR ECON GROW</u>			
HUMPHREYS, JEFFREY MATTHEW			
GA WORLD CONGRES CTR AUTHORITY	100	10,000	THE FY 2005 ECONOMIC IMPACT OF THE GEORGIA WORLD CONGRESS CENTER
GEORGIA BIOMEDICAL PARTNERSHIP	50	15,000	GEORGIA BIOSCIENCE INDUSTRY REPORT 2006
GEORGIA BIOMEDICAL PARTNERSHIP	50	15,000	GEORGIA BIOSCIENCE INDUSTRY REPORT 2006
INSTITUTO DE MEXICO	50	15,000	ANALYSIS OF DEMOGRAPHIC AND ECONOMIC FACTORS SHAPING THE POSITION OF MEXICANS AND MEXICAN AMERICANS IN THE UNITED STATES
UOFGA FOUNDATION	100	48,018	UGA FOUNDATION-SELIG CHAIR 40R4200
KOCHUT, BEATA D			
GEORGIA BIOMEDICAL PARTNERSHIP	50	15,000	GEORGIA BIOSCIENCE INDUSTRY REPORT 2006
GEORGIA BIOMEDICAL PARTNERSHIP	50	15,000	GEORGIA BIOSCIENCE INDUSTRY REPORT 2006
INSTITUTO DE MEXICO	50	15,000	ANALYSIS OF DEMOGRAPHIC AND ECONOMIC FACTORS SHAPING THE POSITION OF MEXICANS AND MEXICAN AMERICANS IN THE UNITED STATES

College/Department/Investigator/Sponsor	% Credit OSP	Total Amount	Title
NIEMI JR, ALBERT W ENDOWMENT	100	23,966	JASPER N DORSEY CH-E
<u>TERRY COLLEGE - DEANS OFFICE</u>			
BAMBER, LINDA S UOFGA FOUNDATION	100	39,713	UGA FOUNDATION - HECKMAN CHAIR 30F3940
BENSON, P GEORGE UOFGA FOUNDATION	100	10,143	UGA FOUNDATION - SELIG CHAIR ECON 40R1000
UOFGA FOUNDATION	100	400,651	UGA FOUNDATION - INSTITUTE FOR LEADERSHIP ADVANCEMENT 45R0810
UOFGA FOUNDATION	100	50,756	UGA FOUNDATION SYNOVUS LEADERSHIP CHAIR 40R0820
UOFGA FOUNDATION	100	-396,681	UGA FOUNDATION DO/UGF IN AND OUT TCB DEANS 45D6750
UOFGA FOUNDATION	100	40,000	UGA FOUNDATION DO/UGF IN AND OUT TCB DEANS 45D6750
UOFGA FOUNDATION	100	43,634	UGA FOUNDATION EDWARDS CHAIR IN ACCOUNTING 40R3640
GROVER, RAJIV UOFGA FOUNDATION	100	37,363	UGA FOUNDATION-TERRY CHAIR GROVER #5 40R4165
GUSTAVSON, SANDRA G IBM GLOBAL SERVICES	100	-92,026	EMPLOYEES OF PRICE WATERHOUSE WILL OBTAIN AN ACREDITED MBA FROM TERRY COLL OF BUS FOLLOWING THE SUCCESSFUL COMPLETION OF AN AGREED CURRICULUM
IBM GLOBAL SERVICES	100	237	EMPLOYEES OF PRICE WATERHOUSE WILL OBTAIN AN ACREDITED MBA FROM TERRY COLL OF BUS FOLLOWING THE SUCCESSFUL COMPLETION OF AN AGREED CURRICULUM
IBM GLOBAL SERVICES	100	92,026	EMPLOYEES OF PRICE WATERHOUSE WILL OBTAIN AN ACREDITED MBA FROM TERRY COLL OF BUS FOLLOWING THE SUCCESSFUL COMPLETION OF AN AGREED CURRICULUM
IBM GLOBAL SERVICES	100	409,293	EMPLOYEES OF PRICE WATERHOUSE WILL OBTAIN AN ACREDITED MBA FROM TERRY COLL OF BUS FOLLOWING THE SUCCESSFUL COMPLETION OF AN AGREED CURRICULUM
IBM GLOBAL SERVICES	100	409,293	EMPLOYEES OF PRICE WATERHOUSE WILL OBTAIN AN ACREDITED MBA FROM TERRY COLL OF BUS FOLLOWING THE SUCCESSFUL COMPLETION OF AN AGREED CURRICULUM
UOFGA FOUNDATION	100	95,229	UGA FOUNDATION TERRY-SANDFORD AWARDS 40S9710
UOFGA FOUNDATION	100	2,517	UGA FOUNDATION TERRY-SANDFORD AWARDS 40S9710
UOFGA FOUNDATION	100	68,400	UGA FOUNDATION MUSIC BUSINESS CERTIFICATION PROG 50C0080 9000800
LEIGH, THOMAS W UOFGA FOUNDATION	100	70,848	UGA FOUNDATION - TANNER CHAIR 40R2400
MARABLE, F GEORGE UOFGA FOUNDATION	100	94,764	UGA FOUNDATION FUQUA DISTINGUISHED CHAIR 40R0630
NIEMI JR, ALBERT W UOFGA FOUNDATION	100	29,058	UGA FOUNDATION TERRY CHAIR WATSO #1 40R4161
UOFGA FOUNDATION	100	30,034	UGA FOUNDATION TERRY CHAIR #3 40R4163
UOFGA FOUNDATION	100	28,806	UGA FOUNDATION-TERRY CHAIR KAU #2 40R4162
ZINKHAN, GEORGE M UOFGA FOUNDATION	100	41,843	COCA COLA CHAIR-UGA FOUNDATION 40R2760
UOFGA FOUNDATION	100	1,200	COCA COLA CHAIR-UGA FOUNDATION 40R2760
<i>VP FOR INSTRUCTION UNITS</i>			
<u>DIV OF ACADEMIC ENHANCEMENT</u>			
JONES, TONIA US DEPT OF EDUCATION	100	279,496	THE NORTHEAST GEORGIA UPWARD BOUND PROGRAM
US DEPT OF EDUCATION	50	366,445	UNIVERSITY OF GEORGIA UPWARD BOUND PROGRAM
US DEPT OF EDUCATION	100	366,445	UNIVERSITY OF GEORGIA UPWARD BOUND PROGRAM
NIST, SHERRIE US DEPT OF EDUCATION	5	447,866	EDUCATIONAL OPPORTUNITY CENTER PROGRAM
US DEPT OF EDUCATION	100	279,496	THE NORTHEAST GEORGIA UPWARD BOUND PROGRAM
US DEPT OF EDUCATION	50	366,445	UNIVERSITY OF GEORGIA UPWARD BOUND PROGRAM
WINSTON-HOWELL, ROUSSALIND L US DEPT OF EDUCATION	95	447,866	EDUCATIONAL OPPORTUNITY CENTER PROGRAM

College/Department/Investigator/Sponsor	% Credit OSP	Total Amount	Title
<u>INSTITUTE OF HIGHER EDUCATION</u>			
FINCHER, CAMERON			
UOFGA RESEARCH FOUNDATION INC	100	0	UGARF IDC ALLOCATION
MORPHEW, CHRISTOPHER C			
LUMINA FOUNDATION	100	53,200	ASSESSING THE EFFICACY OF STUDENT MIGRATION VIA THE WESTERN UNDERGRADUATE EXCHANGE
SLAUGHTER, SHEILA			
UNIVERSITY OF ARIZONA	100	62,325	ITR: VIRTUAL VALUES AND ACADEMIC WORK: RESEARCH, SERVICE AND TEACHING
TOMA, J DOUGLAS			
COMMUNITY COLLEGE STHRN NEVADA	100	22,500	THE VIRTUAL COMMUNITY COLLEGE PROJECT
COMMUNITY COLLEGE STHRN NEVADA	100	9,000	THE VIRTUAL COMMUNITY COLLEGE PROJECT
JILIN UNIVERSITY OF CHINA	100	230,241	JILIN UNIVERSITY PILOT PROJECT
<i>VP FOR PUBSV & OUTREACH UNITS</i>			
<u>BOTANICAL GARDEN</u>			
AFFOLTER, JAMES M			
BLOOM INC	100	10,000	RARE PLANT CONSERVATION PROGRAMS AT THE STATE BOTANICAL GARDEN: FIELD GUIDE AND OUTDOOR PROPAGATION AREA
NATL FISH & WILDLIFE FDN	100	5,500	BOTANICAL GUARDIANS, VOLUNTEERS PROTECTING OUR NATURAL HERITAGE
STANLEY SMITH HORTICLTRL TRUST	100	15,000	JARDIN BOTANICO SAN LUIS AND PRONATIVAS: DEVELOPMENT OF ORNAMENTAL PLANTS FROM THE MONTEVERDE CLOUD FOREST REGION OF COSTA RICA
LEWIS III, A JEFFERSON			
GARDEN CLUB OF GEORGIA INC	100	35,545	GARDEN CLUB OF GEORGIA'S HEADQUARTERS SUPPORT
UOFGA FOUNDATION	100	52,594	UGA FOUNDATION BOT GARDEN PROJ COORD 35F3210
UOFGA FOUNDATION	100	1,465	BOT GAR CONS COORD-UGA FOUNDATION 50R3970
UOFGA FOUNDATION	100	9,508	BOT GAR CONS COORD-UGA FOUNDATION 50R3970 91397000
UOFGA FOUNDATION	100	9,500	BOT GAR CONS COORD-UGA FOUNDATION 50R3970 9139700
UOFGA FOUNDATION	100	16,413	UGA FOUNDATION BOT GARDEN INTN GRNDSKPR 45R3080
UOFGA FOUNDATION	100	-16,922	UGA FOUNDATION BOTANICAL GARDENS FLOWER GARDEN 45R7360 81736000
VARIOUS-INCOME	100	123	VARIOUS INCOME
VARIOUS-INCOME	100	970	VARIOUS INCOME
VARIOUS-INCOME	100	-970	VARIOUS INCOME
VARIOUS-INCOME	100	7,800	VARIOUS INCOME
VARIOUS-INCOME	100	2,090	VARIOUS INCOME
VARIOUS-INCOME	100	130	VARIOUS INCOME
VARIOUS-INCOME	100	670	VARIOUS INCOME
VARIOUS-INCOME	100	734	VARIOUS INCOME
VARIOUS-INCOME	100	6,030	VARIOUS INCOME
VARIOUS-INCOME	100	886	VARIOUS INCOME
<u>CARL VINSON INSTITUTE OF GOVT</u>			
BAYNES, KAREN BEATRICE			
GA DEPT OF HUMAN RESOURCES	100	49,495	SURVEY OF FOSTER CARE SERVICES
BITTNER, JANET S			
GA DEPT OF HUMAN RESOURCES	100	536,318	MHDDAD PROFESSIONAL DEVELOPMENT TRAINING SERIES
BOLING, ANNA DURHAM			
GA LAW/RELATED EDUC CONSORTIUM	100	10	VARIOUS INCOME
GA LAW/RELATED EDUC CONSORTIUM	100	2,010	VARIOUS INCOME
GA LAW/RELATED EDUC CONSORTIUM	100	137	VARIOUS INCOME
GA LAW/RELATED EDUC CONSORTIUM	100	20	VARIOUS INCOME
GA LAW/RELATED EDUC CONSORTIUM	100	10	VARIOUS INCOME
GEORGIA BAR FOUNDATION INC	100	80,000	GEORGIA BAR FOUNDATION GRANT APPLICATION FOR 2006
CLARK, RICHARD L			
ATLANTA REGIONAL COMMISSION	100	107,819	ELDER FRIENDLY COMMUNITIES CAMPAIGN SURVEY OF CHEROKEE, CLAYTON, COBB, DEKALB, DOUGLAS, FAYETTE, FULTON, GWINNETT, HENRY, ROCKDALE AND THE CITY OF ATLANTA
GA DEPT OF HUMAN RESOURCES	100	57,663	2006 TECHNICAL ASSISTANCE AND TRAINING FOR THE PREVENTION MANAGEMENT INFORMATION SYSTEM (PREVMIS)
GA DEPT OF HUMAN RESOURCES	100	46,475	2006 PERFORMANCE MEASUREMENT AND EVALUATION SYSTEM (PERMES)

College/Department/Investigator/Sponsor	% Credit OSP	Total Amount	Title
GA DEPT OF HUMAN RESOURCES	100	28,681	2006 PERFORMANCE MEASUREMENT AND EVALUATION SYSTEM (PERMES)
GA DEPT OF HUMAN RESOURCES	100	133,000	SYNAR REGULATIONS 2005/MEDIA CAMPAIGN
GA DEPT OF HUMAN RESOURCES	100	1,348	DHR/PUBLIC HEALTH 2006 SCHOOL HEALTH PROFILES
GA POWER COMPANY	100	44,029	SURVEY OF BUILDING PERMITTING PROCESS IMPROVEMENT INITIATIVE
GA POWER COMPANY	100	-4,703	SURVEY OF BUILDING PERMITTING PROCESS IMPROVEMENT INITIATIVE
NATIONAL ASSOC OF COUNTIES	50	13,000	EMERGENCY ADMINISTRATION PREPAREDNESS SURVEY FOR NACO
CLARKE JR, GEORGE WESTON			
NATIONAL ASSOC OF COUNTIES	50	13,000	EMERGENCY ADMINISTRATION PREPAREDNESS SURVEY FOR NACO
CONDREY, STEPHEN E			
CITY OF SAVANNAH	100	154,800	CLASSIFICATION AND COMPENSATION SYSTEM STUDY FOR SAVANNAH
DEMPSEY, LAWRENCE STEVEN			
GA DEPT OF COMMUNITY AFFAIRS	100	62,412	GDCA GROWTH INITIATIVE DEMPSEY
DURNING, DAN W			
WORLD LEARNING, INC.	100	21,443	ALBANIAN ASSOCIATION OF MUNICIPALITIES
FOSTER, MARK R			
COLUMBUS CONSOLIDATED GOVERNMT	100	22,770	CONSOLIDATED GOVERNMENT OF COLUMBUS-GEORGIA PROMOTIONAL TESTING 2006
GA DEPT OF PUBLIC SAFETY	100	85,470	GEORGIA DEPT OF PUBLIC SAFETY PROMOTIONAL TESTING 2006
GEORGIA BUREAU OF INVESTIGATIO	100	21,450	FY 2006 PROMOTIONAL TESTING
SAVANNAH/CHATHAM CONSOLID COMM	100	15,367	SAVANNAH/CHATHAM POLICE PROMOTIONAL TESTING
HAYES, HARRY W			
CITIZENS FOR DUNWOODY INC	100	18,000	CITIZENS OF DUNWOODY-PHASE I OF FISCAL VIABILITY STUDY
CITY OF CHAMBLEE	100	20,000	FISCAL IMPACTS OF AN ANNEXATION BY THE CITY OF CHAMBLEE
CITY OF SAVANNAH	100	55,350	SAVANNAH CHATHAM METRO POLICE STUDY
KUNDELL, JAMES E			
UOFGA FOUNDATION	100	5,054	UGA FOUNDATION GEORGIA POWER COMPANY PROFESSOR IN WATER RESOURCES POLICY 40R8290/7182900
LEDBETTER, JAMES G			
GA GENERAL ASSEMBLY	100	390,699	REAPPORTIONMENT SERVICES
GA GENERAL ASSEMBLY	100	148,385	LEGISLATIVE SERVICES CONTRACT
UOFGA FOUNDATION	100	51,001	SOUTHEASTERN STUDY ON PERSISTENT POVERTY UGA FOUNDATION 50R7680
OLOONEY JR, JOHN A			
COUNTY OF CATOOSA	100	25,000	A PROPOSAL TO STUDY THE FISCAL, MANAGEMENT AND GOVERNANCE IMPLICATIONS OF REVISING THE STRUCTURE AND DELIVERY OF FIRE SERVICES IN CATOOSA COUNTY
GA DEPT OF HUMAN RESOURCES	100	41,629	DUI ON-LINE REPORTING SYSTEM
SELIGMAN, JASON SCOTT			
NATL ENDOWMT FOR FINANCIAL EDU	100	183,320	MANAGING LUMP SUM DISTRIBUTIONS FROM DEFINED CONTRIBUTION PENSION PLANS
STAKES, MARY E			
CENTER FOR CIVIC EDUCATION	100	21,000	PROJECT CITIZEN 2006
GEORGIA HUMANITIES COUNCIL	100	7,945	FRANKLIN ROOSEVELT IN GEORGIA
VARIOUS-INCOME	100	1,000	LOCAL GOVERNMENT SEMINAR
STEPHENS, JAMES			
GA GOVT FINANCE OFC ASSOC	100	1,476	GGFOA ADMIN STEPH
STEPHENS, JAMES E			
ASSN COUNTY COMM'S OF GEORGIA	100	900,000	ACCG AND GMA MDP 07 STEPH
ASSN COUNTY COMM'S OF GEORGIA	100	125,000	ACCG TRNG FY07 STEPH
ASSOC COUNTY CLERKS OF GA	100	250,000	CLERKS TRNG FY06 STEPH
GA ASSN OF ASSESSING OFFICIALS	100	250,000	GAAO TRNG FY07 STEPH
GA ASSN OF CODE ENFORCEMENT	100	150,000	GACE TRNG FY07 STEPH
GA CITY-COUNTY MANAGEMENT ASSN	100	11,000	GCCMA ADMIN FY06
GA CITY-COUNTY MANAGEMENT ASSN	100	80,000	GCCMA TRAINING FY06
GA DEPT OF CORRECTIONS	100	50,000	GDOC TRNG FY06 STEPH
GA DEPT OF HUMAN RESOURCES	100	133,988	GDHR OCSE FY06 STEPH
GA DEPT OF LABOR	100	132,000	GDOL TRAINING FY06
GA DEPT OF LABOR	100	0	GDOL TRNG FY06 STEPH

College/Department/Investigator/Sponsor	% Credit OSP	Total Amount	Title
GA LOCAL GOVT PERSONNEL ASSN	100	87,000	GLGPA TRNG FY07 STEPH
GA OFFICE OF PLANNING & BUDGET	100	600,000	GOPB STATE TR04 STEPH
GA OFFICE OF PLANNING & BUDGET	100	1,009	FINANCIAL MANAGEMENT TRAINING PROGRAMS
GA OFFICE OF PLANNING & BUDGET	100	240	FEE INCOME FOR 1031RE336854
GA OFFICE OF PLANNING & BUDGET	100	6,225	FEE INCOME FOR 1031RE336854
GA OFFICE OF PLANNING & BUDGET	100	12,139	FEE INCOME FOR 1031RE336854
GA OFFICE OF PLANNING & BUDGET	100	11,177	FEE INCOME FOR 1031RE336854
GA OFFICE OF PLANNING & BUDGET	100	3,278	FEE INCOME FOR 1031RE336854
GA OFFICE OF PLANNING & BUDGET	100	4,328	FEE INCOME FOR 1031RE336854
GA OFFICE OF PLANNING & BUDGET	100	5,195	FEE INCOME FOR 1031RE336854
GA OFFICE OF PLANNING & BUDGET	100	7,492	FEE INCOME FOR 1031RE336854
GA OFFICE OF PLANNING & BUDGET	100	5,233	FEE INCOME FOR 1031RE336854
GA OFFICE OF PLANNING & BUDGET	100	1,864	FEE INCOME FOR 1031RE336854
GA OFFICE OF PLANNING & BUDGET	100	3,338	FEE INCOME FOR 1031RE336854
GA OFFICE OF PLANNING & BUDGET	100	185,250	GOPB FIN FY07 STEPH
GA SECRETARY OF STATE	100	250,000	GSOS TRNG FY06 STEPH
GEORGIA ASSN OF TAX OFFICIALS	100	135,000	GATO TRNG FY07 STEPH
GEORGIA MUNICIPAL ASSOCIATION	100	125,000	GMA TRNG FY07 STEPH
GOVT MGMT INFO SCIENCES GA CHP	100	65,000	GAGMIS TRNG FY06 STEPH
GOVT MGMT INFO SCIENCES GA CHP	100	65,000	GA-GMIS FY07 STEPH
VANDER STRAETEN, SARA SHAW			
ADMIN OFFICE OF THE COURTS	100	36,766	PROPOSAL FOR SERVICES TO THE GEORGIA ALLIANCE FOR DRUG ENDANGERED CHILDREN
GA DEPT OF HUMAN RESOURCES	100	5,000	ENGAGING GEORGIA HOSPITALS IN SUICIDE PREVENTION
<u>CONT ED: BUSINESS ADMIN</u>			
SHETTERLEY, KAREN R			
GA DEPT OF EARLY CARE & LEARNNG	100	200,512	GEORGIA CHILD CARE PROFESSIONAL DEVELOPMENT SYSTEM
GA DEPT OF EARLY CARE & LEARNNG	100	123,593	GEORGIA TRAINING APPROVAL 2005-2006
<u>CONT ED: LEARNING SERVICES</u>			
SHETTERLEY, KAREN R			
GA DEPT OF EDUCATION	100	0	PROGRAM INCOME ACCOUNT FOR 1031RE348072 - REFUND UNUSED FUNDS
GA DEPT OF HUMAN RESOURCES	100	-25,312	NUTRITION EDUCATION PROGRAMS, 2001-2002: PROGRAM INCOME ACCOUNT FOR 348-040
<u>FANNING INSTITUTE</u>			
BROWN JR, DONALD M			
GA ENV FACILITIES AUTHORITY	25	494,500	STATEWIDE WATER PLANNING
HILL, MARY LOUISE			
GA DEPT OF COMMUNITY AFFAIRS	100	175,000	LEADERSHIP INFRASTRUCTURE INVESTMENT FUND
HOLBROOK, LANGFORD			
GA DEPT OF NATURAL RESOURCES	100	203,500	STATE COMPREHENSIVE OUTDOOR RECREATION PLAN (SCORP)
RAWLS, RAYTHEON M			
GA DEPT OF NATURAL RESOURCES	100	230,500	WRITING WATER PLAN
GA ENV FACILITIES AUTHORITY	50	494,500	STATEWIDE WATER PLANNING
TOBIN, COURTNEY R			
GA ENV FACILITIES AUTHORITY	25	494,500	STATEWIDE WATER PLANNING
YOUNGQUIST, JAMES LYSLE			
UOFGA FOUNDATION	100	42,000	UGA FOUNDATION FANNING INSTITUTE IGEL 50R4360
<u>INTL PUBLIC SERVICE & OUTREACH</u>			
AMES, GLENN C W			
ASSN LIAISON OFC UNIV COOP DEV	100	100,000	UNIVERSIDAD VERACRUZANA - UNIVERSITY OF GEORGIA A PARTNERSHIP FOR RURAL ECONOMIC, EDUCATIONAL AND HUMAN CAPITAL DEVELOPMENT
US DEPT OF EDUCATION	30	76,703	COMPARING US AND BIOTECHNOLOGY, FOOD SAFETY AND REGULATORY POLICIES
<u>MARINE EXTENSION SERVICE</u>			
FRICK, ANNE LINDSAY			
GA DEPT OF NATURAL RESOURCES	100	40,356	SKIDAWAY INTERPRETIVE CABIN: HISTORIC REHABILITATION AND ADAPTIVE RE-USE OF THE QUARTERS DUPLEX

College/Department/Investigator/Sponsor	% Credit OSP	Total Amount	Title
GATES, KEITH W			
			EMPLOYING NEMO (NONPOINT EDUCATION FOR MUNICIPAL OFFICIALS) OUTREACH TRAINING TO INFORM LOCAL DECISION MAKERS ABOUT EFFECTIVE ALTERNATIVE
GA DEPT OF NATURAL RESOURCES	100	67,591	LAND USE INITIATIVES, INCLUDING SMART ... QUALITY
GA DEPT OF NATURAL RESOURCES	100	30,000	DNR BEACH PUBLIC SERVICE ANNOUNCEMENTS
			401 WATER QUALITY CERTIFICATION REVIEW FOR HYDRO- MODIFICATION AND
GA DEPT OF NATURAL RESOURCES	100	9,850	COASTAL NPS PROGRAM APPROVAL AND IMPLEMENTATION
			COASTSPAN SURVEY - COOPERATIVE ATLANTIC STATES SHARK PUPPING AND
US DEPARTMENT OF COMMERCE	100	6,000	NURSERY SURVEY 2005-2006 FIELD SAMPLING SEASON
LYDA, FREDERICK M			
ENDOWMENT	100	3,000	VARIOUS INCOME MARINE EXT SERVICE
OLSEN, MARGARET M			
SC SEA GRANT CONSORTIUM	50	57,159	COSEE SOUTHEAST EDUCATION
PAYNE, KAREN A			
			MAPPING, ANALYSIS AND EDUCATION MEASURES RELATED TO MARSH DIE-OFF
GA DEPT OF NATURAL RESOURCES	100	98,940	SYNDROME AND RESIDENTIAL DOCKS IN COASTAL GEORGIA
GA DEPT OF NATURAL RESOURCES	100	7,813	OYSTER LINK
			UGA MARINE EXTENSION SERVICE, SAVANNAH: SEPORT OCEAN AWARENESS DAY
SC SEA GRANT CONSORTIUM	100	1,200	
POWER, ALAN J			
			ADOPT-A-WETLAND: CONTINUING PUBLIC AWARENESS AND PARTICIPATION IN
GA DEPT OF NATURAL RESOURCES	90	71,751	WETLAND MONITORING IN COASTAL GEORGIA
			PREVENTING THE INTRODUCTION AND REDUCING THE SPREAD OF INVASIVE
			AQUATIC SPECIES THROUGH RESEARCH AND A PUBLIC AWARENESS AND
GA DEPT OF NATURAL RESOURCES	90	47,231	MONITORING CAMPAIGN
			AQUATIC INVASIVE SPECIES OUTREACH: A TOOL FIT FOR EDUCATORS IN AMERICAN
NORTH CAROLINA STATE UNIV	50	25,014	ZOO AND AQUARIUM ASSOCIATION MEMBER INSTITUTIONS
SCHMIDT, EDITH S			
VARIOUS-INCOME	100	300	VARIOUS INCOME
VARIOUS-INCOME	100	2,000	VARIOUS INCOME
VARIOUS-INCOME	100	353	VARIOUS INCOME
VARIOUS-INCOME	100	900	VARIOUS INCOME
VARIOUS-INCOME	100	205	VARIOUS INCOME
WALKER, RANDAL L			
			ADOPT-A-WETLAND: CONTINUING PUBLIC AWARENESS AND PARTICIPATION IN
GA DEPT OF NATURAL RESOURCES	10	71,751	WETLAND MONITORING IN COASTAL GEORGIA
			PREVENTING THE INTRODUCTION AND REDUCING THE SPREAD OF INVASIVE
			AQUATIC SPECIES THROUGH RESEARCH AND A PUBLIC AWARENESS AND
GA DEPT OF NATURAL RESOURCES	10	47,231	MONITORING CAMPAIGN
SC SEA GRANT CONSORTIUM	100	11,500	TECHNOLOGY FOR TEACHERS: GATHERING DATA FROM THE OCEAN
			SEA-COOS (SOUTH EAST ATLANTIC OCEAN OBSERVING SYSTEM) - YEAR FOUR
UNIVERSITY OF NORTH CAROLINA	100	68,521	IMPLEMENTATION
			ACCEPTANCE OF DONATIONS FOR VARIOUS SHELLFISH RESEARCH PROJECTS
VARIOUS-INCOME	100	5,000	
			ACCEPTANCE OF DONATIONS FOR VARIOUS SHELLFISH RESEARCH PROJECTS
VARIOUS-INCOME	100	20,735	
			ACCEPTANCE OF DONATIONS FOR VARIOUS SHELLFISH RESEARCH PROJECTS
VARIOUS-INCOME	100	7,000	
			ACCEPTANCE OF DONATIONS FOR VARIOUS SHELLFISH RESEARCH PROJECTS
VARIOUS-INCOME	100	855	
			ACCEPTANCE OF DONATIONS FOR VARIOUS SHELLFISH RESEARCH PROJECTS
OFC OF INFO TECH OUTREACH SERV			
ADAMS, LAWRENCE ALLAN			
HAWAII DEPT PF AGRICULTURE	100	8,895	HAWAII DOA-GIS WEB HOUSING
MCRAE, ERIC ANDREW			
BD OF REGENTS/UNIV SYS OF GA	100	137,500	GEORGIA GIS CLEARINGHOUSE
GA DEPT OF HUMAN RESOURCES	100	45,000	CONTINUED ENHANCEMENT OF WEB-ENHANCED HEALTH DATA GIS
GA INSTITUTE OF TECHNOLOGY	100	231,120	BOR STRATEGIC INITIATIVE
			MAINTENANCE OF THE DATA REPOSITORY OF GEOSPATIAL DATA FOR THE
US AGENCY FOR INATL DEVEL	100	246,658	GEOGRAPHIC INFORMATION SUPPORT TEAM

College/Department/Investigator/Sponsor	% Credit OSP	Total Amount	Title
<u>OFFICE OF ACAD SPECIAL PROGRAM</u>			
WALSER, MARY LUE			
ACADEMY OF APPLIED SCIENCE	100	10,400	RESEARCH ENGINEERING APPRENTICESHIP PROGRAM (REAP)
ACADEMY OF APPLIED SCIENCE	100	19,500	GEORGIA JUNIOR SCIENCE AND HUMANITIES SYMPOSIUM
<u>SMALL BUSINESS DEVELOPMENT CTR</u>			
ADAMS, LAWRENCE ALLAN			
COUNCIL ON ALCOHOL & DRUGS -GA	100	35,000	DRUGS DONT WORK
SMALL BUSINESS ADMINISTRATION	100	2,267,483	GEORGIA SMALL BUSINESS DEVELOPMENT CENTER
SMALL BUSINESS ADMINISTRATION	100	-13,411	GEORGIA SMALL BUSINESS DEVELOPMENT CENTER
SMALL BUSINESS ADMINISTRATION	100	0	SBA DEVELOPMENT CENTER FOR 2006 STATE OFFICE PROGRAM INCOME 1031RE206197
SMALL BUSINESS ADMINISTRATION	100	4,289	SBA DEVELOPMENT CENTER FOR 2006 STATE OFFICE PROGRAM INCOME 1031RE206197
SMALL BUSINESS ADMINISTRATION	100	0	SBA DEVELOPMENT CENTER FOR 2006 ALBANY PROGRAM INCOME 1031RE206197
SMALL BUSINESS ADMINISTRATION	100	300	SBA DEVELOPMENT CENTER FOR 2006 ALBANY PROGRAM INCOME 1031RE206197
SMALL BUSINESS ADMINISTRATION	100	660	SBA DEVELOPMENT CENTER FOR 2006 ALBANY PROGRAM INCOME 1031RE206197
SMALL BUSINESS ADMINISTRATION	100	1,460	SBA DEVELOPMENT CENTER FOR 2006 ALBANY PROGRAM INCOME 1031RE206197
SMALL BUSINESS ADMINISTRATION	100	642	SBA DEVELOPMENT CENTER FOR 2006 ALBANY PROGRAM INCOME 1031RE206197
SMALL BUSINESS ADMINISTRATION	100	740	SBA DEVELOPMENT CENTER FOR 2006 ALBANY PROGRAM INCOME 1031RE206197
SMALL BUSINESS ADMINISTRATION	100	0	SBA DEVELOPMENT CENTER FOR 2006 ATHENS PROGRAM INCOME 1031RE206197
SMALL BUSINESS ADMINISTRATION	100	0	SBA DEVELOPMENT CENTER FOR 2006 AUGUSTA PROGRAM INCOME 1031RE206197
SMALL BUSINESS ADMINISTRATION	100	40	SBA DEVELOPMENT CENTER FOR 2006 AUGUSTA PROGRAM INCOME 1031RE206197
SMALL BUSINESS ADMINISTRATION	100	80	SBA DEVELOPMENT CENTER FOR 2006 AUGUSTA PROGRAM INCOME 1031RE206197
SMALL BUSINESS ADMINISTRATION	100	160	SBA DEVELOPMENT CENTER FOR 2006 AUGUSTA PROGRAM INCOME 1031RE206197
SMALL BUSINESS ADMINISTRATION	100	1,380	SBA DEVELOPMENT CENTER FOR 2006 AUGUSTA PROGRAM INCOME 1031RE206197
SMALL BUSINESS ADMINISTRATION	100	280	SBA DEVELOPMENT CENTER FOR 2006 AUGUSTA PROGRAM INCOME 1031RE206197
SMALL BUSINESS ADMINISTRATION	100	0	SBA DEVELOPMENT CENTER FOR 2006 BRUNSWICK PROGRAM INCOME 1031RE206197
SMALL BUSINESS ADMINISTRATION	100	1,654	SBA DEVELOPMENT CENTER FOR 2006 BRUNSWICK PROGRAM INCOME 1031RE206197
SMALL BUSINESS ADMINISTRATION	100	727	SBA DEVELOPMENT CENTER FOR 2006 BRUNSWICK PROGRAM INCOME 1031RE206197
SMALL BUSINESS ADMINISTRATION	100	188	SBA DEVELOPMENT CENTER FOR 2006 BRUNSWICK PROGRAM INCOME 1031RE206197
SMALL BUSINESS ADMINISTRATION	100	0	SBA DEVELOPMENT CENTER FOR 2006 COLUMBUS PROGRAM INCOME 1031RE206197
SMALL BUSINESS ADMINISTRATION	100	137	SBA DEVELOPMENT CENTER FOR 2006 COLUMBUS PROGRAM INCOME 1031RE206197
SMALL BUSINESS ADMINISTRATION	100	1,094	SBA DEVELOPMENT CENTER FOR 2006 COLUMBUS PROGRAM INCOME 1031RE206197
SMALL BUSINESS ADMINISTRATION	100	2,030	SBA DEVELOPMENT CENTER FOR 2006 COLUMBUS PROGRAM INCOME 1031RE206197
SMALL BUSINESS ADMINISTRATION	100	882	SBA DEVELOPMENT CENTER FOR 2006 COLUMBUS PROGRAM INCOME 1031RE206197
SMALL BUSINESS ADMINISTRATION	100	3,898	SBA DEVELOPMENT CENTER FOR 2006 COLUMBUS PROGRAM INCOME 1031RE206197
SMALL BUSINESS ADMINISTRATION	100	0	SBA DEVELOPMENT CENTER FOR 2006 DALTON PROGRAM INCOME 1031RE206197
SMALL BUSINESS ADMINISTRATION	100	710	SBA DEVELOPMENT CENTER FOR 2006 DALTON PROGRAM INCOME 1031RE206197
SMALL BUSINESS ADMINISTRATION	100	-17	SBA DEVELOPMENT CENTER FOR 2006 DALTON PROGRAM INCOME 1031RE206197
SMALL BUSINESS ADMINISTRATION	100	1,192	SBA DEVELOPMENT CENTER FOR 2006 DALTON PROGRAM INCOME 1031RE206197
SMALL BUSINESS ADMINISTRATION	100	-542	SBA DEVELOPMENT CENTER FOR 2006 DALTON PROGRAM INCOME 1031RE206197

College/Department/Investigator/Sponsor	% Credit OSP	Total Amount	Title
SMALL BUSINESS ADMINISTRATION	100	0	SBA DEVELOPMENT CENTER FOR 2006 DECATUR PROGRAM INCOME 1031RE206197
SMALL BUSINESS ADMINISTRATION	100	489	SBA DEVELOPMENT CENTER FOR 2006 DECATUR PROGRAM INCOME 1031RE206197
SMALL BUSINESS ADMINISTRATION	100	1,012	SBA DEVELOPMENT CENTER FOR 2006 DECATUR PROGRAM INCOME 1031RE206197
SMALL BUSINESS ADMINISTRATION	100	606	SBA DEVELOPMENT CENTER FOR 2006 DECATUR PROGRAM INCOME 1031RE206197
SMALL BUSINESS ADMINISTRATION	100	430	SBA DEVELOPMENT CENTER FOR 2006 DECATUR PROGRAM INCOME 1031RE206197
SMALL BUSINESS ADMINISTRATION	100	308	SBA DEVELOPMENT CENTER FOR 2006 DECATUR PROGRAM INCOME 1031RE206197
SMALL BUSINESS ADMINISTRATION	100	0	SBA DEVELOPMENT CENTER FOR 2006 GAINESVILLE PROGRAM INCOME 1031RE206197
SMALL BUSINESS ADMINISTRATION	100	930	SBA DEVELOPMENT CENTER FOR 2006 GAINESVILLE PROGRAM INCOME 1031RE206197
SMALL BUSINESS ADMINISTRATION	100	1,088	SBA DEVELOPMENT CENTER FOR 2006 GAINESVILLE PROGRAM INCOME 1031RE206197
SMALL BUSINESS ADMINISTRATION	100	502	SBA DEVELOPMENT CENTER FOR 2006 GAINESVILLE PROGRAM INCOME 1031RE206197
SMALL BUSINESS ADMINISTRATION	100	649	SBA DEVELOPMENT CENTER FOR 2006 GAINESVILLE PROGRAM INCOME 1031RE206197
SMALL BUSINESS ADMINISTRATION	100	6,025	SBA DEVELOPMENT CENTER FOR 2006 GAINESVILLE PROGRAM INCOME 1031RE206197
SMALL BUSINESS ADMINISTRATION	100	0	SBA DEVELOPMENT CENTER FOR 2006 GWINNETT PROGRAM INCOME 1031RE206197
SMALL BUSINESS ADMINISTRATION	100	646	SBA DEVELOPMENT CENTER FOR 2006 GWINNETT PROGRAM INCOME 1031RE206197
SMALL BUSINESS ADMINISTRATION	100	1,293	SBA DEVELOPMENT CENTER FOR 2006 GWINNETT PROGRAM INCOME 1031RE206197
SMALL BUSINESS ADMINISTRATION	100	1,211	SBA DEVELOPMENT CENTER FOR 2006 GWINNETT PROGRAM INCOME 1031RE206197
SMALL BUSINESS ADMINISTRATION	100	469	SBA DEVELOPMENT CENTER FOR 2006 GWINNETT PROGRAM INCOME 1031RE206197
SMALL BUSINESS ADMINISTRATION	100	1,046	SBA DEVELOPMENT CENTER FOR 2006 GWINNETT PROGRAM INCOME 1031RE206197
SMALL BUSINESS ADMINISTRATION	100	0	SBA DEVELOPMENT CENTER FOR 2006 INTERNATIONAL TRADE PROGRAM INCOME 1031RE206197
SMALL BUSINESS ADMINISTRATION	100	50	SBA DEVELOPMENT CENTER FOR 2006 INTERNATIONAL TRADE PROGRAM INCOME 1031RE206197
SMALL BUSINESS ADMINISTRATION	100	-150	SBA DEVELOPMENT CENTER FOR 2006 INTERNATIONAL TRADE PROGRAM INCOME 1031RE206197
SMALL BUSINESS ADMINISTRATION	100	542	SBA DEVELOPMENT CENTER FOR 2006 INTERNATIONAL TRADE PROGRAM INCOME 1031RE206197
SMALL BUSINESS ADMINISTRATION	100	110	SBA DEVELOPMENT CENTER FOR 2006 INTERNATIONAL TRADE PROGRAM INCOME 1031RE206197
SMALL BUSINESS ADMINISTRATION	100	0	SBA DEVELOPMENT CENTER FOR 2006 MACON PROGRAM INCOME 1031RE206197
SMALL BUSINESS ADMINISTRATION	100	240	SBA DEVELOPMENT CENTER FOR 2006 MACON PROGRAM INCOME 1031RE206197
SMALL BUSINESS ADMINISTRATION	100	618	SBA DEVELOPMENT CENTER FOR 2006 MACON PROGRAM INCOME 1031RE206197
SMALL BUSINESS ADMINISTRATION	100	779	SBA DEVELOPMENT CENTER FOR 2006 MACON PROGRAM INCOME 1031RE206197
SMALL BUSINESS ADMINISTRATION	100	259	SBA DEVELOPMENT CENTER FOR 2006 MACON PROGRAM INCOME 1031RE206197
SMALL BUSINESS ADMINISTRATION	100	630	SBA DEVELOPMENT CENTER FOR 2006 MACON PROGRAM INCOME 1031RE206197
SMALL BUSINESS ADMINISTRATION	100	0	SBA DEVELOPMENT CENTER FOR 2006 SAVANNAH PROGRAM INCOME 1031RE206197
SMALL BUSINESS ADMINISTRATION	100	1,044	SBA DEVELOPMENT CENTER FOR 2006 SAVANNAH PROGRAM INCOME 1031RE206197
SMALL BUSINESS ADMINISTRATION	100	1,856	SBA DEVELOPMENT CENTER FOR 2006 SAVANNAH PROGRAM INCOME 1031RE206197
SMALL BUSINESS ADMINISTRATION	100	2,077	SBA DEVELOPMENT CENTER FOR 2006 SAVANNAH PROGRAM INCOME 1031RE206197
SMALL BUSINESS ADMINISTRATION	100	799	SBA DEVELOPMENT CENTER FOR 2006 SAVANNAH PROGRAM INCOME 1031RE206197
SMALL BUSINESS ADMINISTRATION	100	2,142	SBA DEVELOPMENT CENTER FOR 2006 SAVANNAH PROGRAM INCOME 1031RE206197

College/Department/Investigator/Sponsor	% Credit OSP	Total Amount	Title
BROWN JR, DONALD M			
GA DEPT OF NATURAL RESOURCES	100	152,000	UNIVERSITY OF GEORGIA ASSISTANCE TO THE GEORGIA DEPARTMENT OF NATURAL RESOURCES ENVIRONMENTAL PROTECTION DIVISION BROWNFIELD'S OUTREACH PROG
LOGAN JR, HENRY H			
SMALL BUSINESS ADMINISTRATION	100	1	SBA DEVELOPMENT CENTER 2003-PROGRAM INCOME ALBANY
SMALL BUSINESS ADMINISTRATION	100	1	SBA DEVELOPMENT CENTER 2003-PROGRAM INCOME BRUNSWICK
SMALL BUSINESS ADMINISTRATION	100	-1	SBA DEVELOPMENT CENTER 2003-PROGRAM INCOME GWEN
SMALL BUSINESS ADMINISTRATION	100	2	SBA DEVELOPMENT CENTER 2003-PROGRAM INCOME GWEN
SMALL BUSINESS ADMINISTRATION	100	-1	SBA DEVELOPMENT CENTER 2003-PROGRAM INCOME MACON
SMALL BUSINESS ADMINISTRATION	100	0	SBA DEVELOPMENT CENTER FOR 2004- ATHENS
SMALL BUSINESS ADMINISTRATION	100	226	SBA DEVELOPMENT CENTER FOR 2004- BRUNSWICK
SMALL BUSINESS ADMINISTRATION	100	-225	SBA DEVELOPMENT CENTER FOR 2004- BRUNSWICK
SMALL BUSINESS ADMINISTRATION	100	-120	SBA DEVELOPMENT CENTER FOR 2004- GAINESVILLE
SMALL BUSINESS ADMINISTRATION	100	-158	SBA DEVELOPMENT CENTER FOR 2004- MACON
SMALL BUSINESS ADMINISTRATION	100	0	SBA DEVELOPMENT CENTER FOR 2005-STATE OFFICE PROGRAM INCOME
SMALL BUSINESS ADMINISTRATION	100	5,323	SBA DEVELOPMENT CENTER FOR 2005-STATE OFFICE PROGRAM INCOME
SMALL BUSINESS ADMINISTRATION	100	1,099	SBA DEVELOPMENT CENTER FOR 2005-ALBANY PROGRAM INCOME FOR
SMALL BUSINESS ADMINISTRATION	100	80	SBA DEVELOPMENT CENTER FOR 2005-ALBANY PROGRAM INCOME FOR
SMALL BUSINESS ADMINISTRATION	100	584	SBA DEVELOPMENT CENTER FOR 2005-ALBANY PROGRAM INCOME FOR
SMALL BUSINESS ADMINISTRATION	100	173	SBA DEVELOPMENT CENTER FOR 2005-ALBANY PROGRAM INCOME FOR
SMALL BUSINESS ADMINISTRATION	100	348	SBA DEVELOPMENT CENTER FOR 2005-ALBANY PROGRAM INCOME FOR
SMALL BUSINESS ADMINISTRATION	100	220	SBA DEVELOPMENT CENTER FOR 2005-ALBANY PROGRAM INCOME FOR
SMALL BUSINESS ADMINISTRATION	100	360	SBA DEVELOPMENT CENTER FOR 2005-ALBANY PROGRAM INCOME FOR
SMALL BUSINESS ADMINISTRATION	100	40	SBA DEVELOPMENT CENTER FOR 2005-ALBANY PROGRAM INCOME FOR
SMALL BUSINESS ADMINISTRATION	100	140	SBA DEVELOPMENT CENTER FOR 2005-ALBANY PROGRAM INCOME FOR
SMALL BUSINESS ADMINISTRATION	100	573	SBA DEVELOPMENT CENTER FOR 2005-ATHENS PROGRAM INCOME FOR
SMALL BUSINESS ADMINISTRATION	100	256	SBA DEVELOPMENT CENTER FOR 2005-ATHENS PROGRAM INCOME FOR
SMALL BUSINESS ADMINISTRATION	100	558	SBA DEVELOPMENT CENTER FOR 2005-ATHENS PROGRAM INCOME FOR
SMALL BUSINESS ADMINISTRATION	100	657	SBA DEVELOPMENT CENTER FOR 2005-ATHENS PROGRAM INCOME FOR
SMALL BUSINESS ADMINISTRATION	100	829	SBA DEVELOPMENT CENTER FOR 2005-ATHENS PROGRAM INCOME FOR
SMALL BUSINESS ADMINISTRATION	100	145	SBA DEVELOPMENT CENTER FOR 2005-AUGUSTA PROGRAM INCOME FOR
SMALL BUSINESS ADMINISTRATION	100	300	SBA DEVELOPMENT CENTER FOR 2005-AUGUSTA PROGRAM INCOME FOR
SMALL BUSINESS ADMINISTRATION	100	180	SBA DEVELOPMENT CENTER FOR 2005-AUGUSTA PROGRAM INCOME FOR
SMALL BUSINESS ADMINISTRATION	100	1,135	SBA DEVELOPMENT CENTER FOR 2005-BRUNSWICK PROGRAM INCOME FOR
SMALL BUSINESS ADMINISTRATION	100	579	SBA DEVELOPMENT CENTER FOR 2005-BRUNSWICK PROGRAM INCOME FOR
SMALL BUSINESS ADMINISTRATION	100	907	SBA DEVELOPMENT CENTER FOR 2005-BRUNSWICK PROGRAM INCOME FOR
SMALL BUSINESS ADMINISTRATION	100	320	SBA DEVELOPMENT CENTER FOR 2005-BRUNSWICK PROGRAM INCOME FOR
SMALL BUSINESS ADMINISTRATION	100	325	SBA DEVELOPMENT CENTER FOR 2005-BRUNSWICK PROGRAM INCOME FOR
SMALL BUSINESS ADMINISTRATION	100	104	SBA DEVELOPMENT CENTER FOR 2005-BRUNSWICK PROGRAM INCOME FOR
SMALL BUSINESS ADMINISTRATION	100	58	SBA DEVELOPMENT CENTER FOR 2005-COLUMBUS PROGRAM INCOME FOR
SMALL BUSINESS ADMINISTRATION	100	39	SBA DEVELOPMENT CENTER FOR 2005-COLUMBUS PROGRAM INCOME FOR
SMALL BUSINESS ADMINISTRATION	100	234	SBA DEVELOPMENT CENTER FOR 2005-COLUMBUS PROGRAM INCOME FOR
SMALL BUSINESS ADMINISTRATION	100	734	SBA DEVELOPMENT CENTER FOR 2005-COLUMBUS PROGRAM INCOME FOR
SMALL BUSINESS ADMINISTRATION	100	78	SBA DEVELOPMENT CENTER FOR 2005-COLUMBUS PROGRAM INCOME FOR
SMALL BUSINESS ADMINISTRATION	100	157	SBA DEVELOPMENT CENTER FOR 2005-COLUMBUS PROGRAM INCOME FOR
SMALL BUSINESS ADMINISTRATION	100	97	SBA DEVELOPMENT CENTER FOR 2005-COLUMBUS PROGRAM INCOME FOR
SMALL BUSINESS ADMINISTRATION	100	0	SBA DEVELOPMENT CENTER FOR 2005-COLUMBUS PROGRAM INCOME FOR
SMALL BUSINESS ADMINISTRATION	100	662	SBA DEVELOPMENT CENTER FOR 2005-COLUMBUS PROGRAM INCOME FOR
SMALL BUSINESS ADMINISTRATION	100	-390	SBA DEVELOPMENT CENTER FOR 2005-COLUMBUS PROGRAM INCOME FOR
SMALL BUSINESS ADMINISTRATION	100	0	SBA DEVELOPMENT CENTER FOR 2005-DALTON PROGRAM INCOME FOR
SMALL BUSINESS ADMINISTRATION	100	220	SBA DEVELOPMENT CENTER FOR 2005-DALTON PROGRAM INCOME FOR
SMALL BUSINESS ADMINISTRATION	100	350	SBA DEVELOPMENT CENTER FOR 2005-DALTON PROGRAM INCOME FOR
SMALL BUSINESS ADMINISTRATION	100	48	SBA DEVELOPMENT CENTER FOR 2005-DALTON PROGRAM INCOME FOR
SMALL BUSINESS ADMINISTRATION	100	4	SBA DEVELOPMENT CENTER FOR 2005-DALTON PROGRAM INCOME FOR
SMALL BUSINESS ADMINISTRATION	100	460	SBA DEVELOPMENT CENTER FOR 2005-DALTON PROGRAM INCOME FOR
SMALL BUSINESS ADMINISTRATION	100	225	SBA DEVELOPMENT CENTER FOR 2005-DALTON PROGRAM INCOME FOR
SMALL BUSINESS ADMINISTRATION	100	-145	SBA DEVELOPMENT CENTER FOR 2005-DALTON PROGRAM INCOME FOR
SMALL BUSINESS ADMINISTRATION	100	1,090	SBA DEVELOPMENT CENTER FOR 2005-DECATUR PROGRAM INCOME FOR
SMALL BUSINESS ADMINISTRATION	100	675	SBA DEVELOPMENT CENTER FOR 2005-DECATUR PROGRAM INCOME FOR
SMALL BUSINESS ADMINISTRATION	100	5,300	SBA DEVELOPMENT CENTER FOR 2005-DECATUR PROGRAM INCOME FOR
SMALL BUSINESS ADMINISTRATION	100	1,019	SBA DEVELOPMENT CENTER FOR 2005-DECATUR PROGRAM INCOME FOR
SMALL BUSINESS ADMINISTRATION	100	-169	SBA DEVELOPMENT CENTER FOR 2005-DECATUR PROGRAM INCOME FOR
SMALL BUSINESS ADMINISTRATION	100	300	SBA DEVELOPMENT CENTER FOR 2005-DECATUR PROGRAM INCOME FOR
SMALL BUSINESS ADMINISTRATION	100	200	SBA DEVELOPMENT CENTER FOR 2005-DECATUR PROGRAM INCOME FOR
SMALL BUSINESS ADMINISTRATION	100	150	SBA DEVELOPMENT CENTER FOR 2005-DECATUR PROGRAM INCOME FOR
SMALL BUSINESS ADMINISTRATION	100	100	SBA DEVELOPMENT CENTER FOR 2005-DECATUR PROGRAM INCOME FOR
SMALL BUSINESS ADMINISTRATION	100	400	SBA DEVELOPMENT CENTER FOR 2005-GAINESVILLE PROGRAM INCOME FOR
SMALL BUSINESS ADMINISTRATION	100	-105	SBA DEVELOPMENT CENTER FOR 2005-GAINESVILLE PROGRAM INCOME FOR

College/Department/Investigator/Sponsor	% Credit OSP	Total Amount	Title
SMALL BUSINESS ADMINISTRATION	100	52	SBA DEVELOPMENT CENTER FOR 2005-GAINESVILLE PROGRAM INCOME FOR
SMALL BUSINESS ADMINISTRATION	100	502	SBA DEVELOPMENT CENTER FOR 2005-GAINESVILLE PROGRAM INCOME FOR
SMALL BUSINESS ADMINISTRATION	100	726	SBA DEVELOPMENT CENTER FOR 2005-GAINESVILLE PROGRAM INCOME FOR
SMALL BUSINESS ADMINISTRATION	100	-210	SBA DEVELOPMENT CENTER FOR 2005-GAINESVILLE PROGRAM INCOME FOR
SMALL BUSINESS ADMINISTRATION	100	-40	SBA DEVELOPMENT CENTER FOR 2005-GAINESVILLE PROGRAM INCOME FOR
SMALL BUSINESS ADMINISTRATION	100	35	SBA DEVELOPMENT CENTER FOR 2005-GAINESVILLE PROGRAM INCOME FOR
SMALL BUSINESS ADMINISTRATION	100	1,758	SBA DEVELOPMENT CENTER FOR 2005-GWINNETT PROGRAM INCOME FOR
SMALL BUSINESS ADMINISTRATION	100	304	SBA DEVELOPMENT CENTER FOR 2005-GWINNETT PROGRAM INCOME FOR
SMALL BUSINESS ADMINISTRATION	100	555	SBA DEVELOPMENT CENTER FOR 2005-GWINNETT PROGRAM INCOME FOR
SMALL BUSINESS ADMINISTRATION	100	1,688	SBA DEVELOPMENT CENTER FOR 2005-GWINNETT PROGRAM INCOME FOR
SMALL BUSINESS ADMINISTRATION	100	1,002	SBA DEVELOPMENT CENTER FOR 2005-GWINNETT PROGRAM INCOME FOR
SMALL BUSINESS ADMINISTRATION	100	1,812	SBA DEVELOPMENT CENTER FOR 2005-GWINNETT PROGRAM INCOME FOR
SMALL BUSINESS ADMINISTRATION	100	100	SBA DEVELOPMENT CENTER FOR 2005-GWINNETT PROGRAM INCOME FOR
SMALL BUSINESS ADMINISTRATION	100	470	SBA DEVELOPMENT CENTER FOR 2005-GWINNETT PROGRAM INCOME FOR
SMALL BUSINESS ADMINISTRATION	100	510	SBA DEVELOPMENT CENTER FOR 2005-GWINNETT PROGRAM INCOME FOR
SMALL BUSINESS ADMINISTRATION	100	-75	SBA DEVELOPMENT CENTER FOR 2005-GWINNETT PROGRAM INCOME FOR
SMALL BUSINESS ADMINISTRATION	100	847	SBA DEVELOPMENT CENTER FOR 2005-INTERNATIONAL TRADE. PROGRAM INCOME FOR
SMALL BUSINESS ADMINISTRATION	100	285	SBA DEVELOPMENT CENTER FOR 2005-INTERNATIONAL TRADE. PROGRAM INCOME FOR
SMALL BUSINESS ADMINISTRATION	100	-198	SBA DEVELOPMENT CENTER FOR 2005-INTERNATIONAL TRADE. PROGRAM INCOME FOR
SMALL BUSINESS ADMINISTRATION	100	450	SBA DEVELOPMENT CENTER FOR 2005-INTERNATIONAL TRADE. PROGRAM INCOME FOR
SMALL BUSINESS ADMINISTRATION	100	250	SBA DEVELOPMENT CENTER FOR 2005-INTERNATIONAL TRADE. PROGRAM INCOME FOR
SMALL BUSINESS ADMINISTRATION	100	3,086	SBA DEVELOPMENT CENTER FOR 2005-MACON PROGRAM INCOME FOR
SMALL BUSINESS ADMINISTRATION	100	700	SBA DEVELOPMENT CENTER FOR 2005-MACON PROGRAM INCOME FOR
SMALL BUSINESS ADMINISTRATION	100	2,496	SBA DEVELOPMENT CENTER FOR 2005-MACON PROGRAM INCOME FOR
SMALL BUSINESS ADMINISTRATION	100	1,835	SBA DEVELOPMENT CENTER FOR 2005-MACON PROGRAM INCOME FOR
SMALL BUSINESS ADMINISTRATION	100	-1,116	SBA DEVELOPMENT CENTER FOR 2005-MACON PROGRAM INCOME FOR
SMALL BUSINESS ADMINISTRATION	100	160	SBA DEVELOPMENT CENTER FOR 2005-MACON PROGRAM INCOME FOR
SMALL BUSINESS ADMINISTRATION	100	5,094	SBA DEVELOPMENT CENTER FOR 2005-MACON PROGRAM INCOME FOR
SMALL BUSINESS ADMINISTRATION	100	-4,694	SBA DEVELOPMENT CENTER FOR 2005-MACON PROGRAM INCOME FOR
SMALL BUSINESS ADMINISTRATION	100	58	SBA DEVELOPMENT CENTER FOR 2005-MACON PROGRAM INCOME FOR
SMALL BUSINESS ADMINISTRATION	100	40	SBA DEVELOPMENT CENTER FOR 2005-MACON PROGRAM INCOME FOR
SMALL BUSINESS ADMINISTRATION	100	1,202	SBA DEVELOPMENT CENTER FOR 2005-SAVANNAH PROGRAM INCOME FOR
SMALL BUSINESS ADMINISTRATION	100	480	SBA DEVELOPMENT CENTER FOR 2005-SAVANNAH PROGRAM INCOME FOR
SMALL BUSINESS ADMINISTRATION	100	2,507	SBA DEVELOPMENT CENTER FOR 2005-SAVANNAH PROGRAM INCOME FOR
SMALL BUSINESS ADMINISTRATION	100	1,413	SBA DEVELOPMENT CENTER FOR 2005-SAVANNAH PROGRAM INCOME FOR
SMALL BUSINESS ADMINISTRATION	100	1,213	SBA DEVELOPMENT CENTER FOR 2005-SAVANNAH PROGRAM INCOME FOR
SMALL BUSINESS ADMINISTRATION	100	623	SBA DEVELOPMENT CENTER FOR 2005-SAVANNAH PROGRAM INCOME FOR
SMALL BUSINESS ADMINISTRATION	100	-115	SBA DEVELOPMENT CENTER FOR 2005-SAVANNAH PROGRAM INCOME FOR
SMALL BUSINESS ADMINISTRATION	100	180	SBA DEVELOPMENT CENTER FOR 2005-SAVANNAH PROGRAM INCOME FOR
SMALL BUSINESS ADMINISTRATION	100	1,556	SBA DEVELOPMENT CENTER FOR 2005-SAVANNAH PROGRAM INCOME FOR
SMALL BUSINESS ADMINISTRATION	100	-100	SBA DEVELOPMENT CENTER FOR 2005-SAVANNAH PROGRAM INCOME FOR
VARIOUS-INCOME	100	0	RESIDUAL BALANCE FOR DEPT 345

VPPSO & ASSOCIATE PROVOST

DUNNING, ARTHUR N

BD OF REGENTS/UNIV SYS OF GA 100 21,398 INTELLECTUAL CAPITAL PARTNERSHIP (ICAPP)

VP FOR RESEARCH UNITS

BIOMED & HEALTH SCI INSTITUTE

DAILEY JR, HARRY A

UOFGA FOUNDATION 100 50,000 UGA FOUNDATION BHSI FRANKLIN FOUNDATION 50G1340 COVERDELL

FREIMUTH, VICKI S

UOFGA FOUNDATION 100 10,000 UGA FOUNDATION GA POWER/COVERDELL HEALTH COMMUNICATION CENTER 40G1010/8810100

UOFGA FOUNDATION 100 90,000 UGA FOUNDATION GA POWER/COVERDELL HEALTH COMMUNICATION CENTER 40G1010/8810100

HURLEY, DAVID JOHN

UOFGA FOUNDATION 100 13,490 UGA FOUNDATION TERRY RESP DIS DAVID HURLEY 45R8050

UOFGA FOUNDATION 100 16,891 UGA FOUNDATION TERRY RESP DIS DAVID HURLEY 45R8050

KRUNKOSKY, THOMAS M

UOFGA FOUNDATION 100 -19,693 UGA FOUNDATION TERRY RESP CORE THOMAS KRUNKOSKY 45R8050

College/Department/Investigator/Sponsor	% Credit OSP	Total Amount	Title
UOFGA FOUNDATION	100	33,347	UGA FOUNDATION TERRY RESP CORE THOMAS KRUNKOSKY 45R8050
NAEHER, LUKE PETER			
UOFGA FOUNDATION	100	-1,867	UGA FOUNDATION TERRY RESP DIS LUKE NAEHER 45R8050
UOFGA FOUNDATION	100	4,547	UGA FOUNDATION TERRY RESP DIS LUKE NAEHER 45R8050
<u>COMPLEX CARBOHYDRATE CENTER</u>			
AZADI, PARASTOO			
MEDICAL COLLEGE OF OHIO	100	39,622	IMMUNOLOGIC/PHYSIOLOGIC BARRIERS TO XENOTRANSPLANTATION
BAR-PELED, MAOR			
NATIONAL SCIENCE FOUNDATION	100	200,001	ROLE OF UDP-RHAMNOSE AND UDP-GALACTURONIC ACID BIOSYNTHETIC GENES IN PECTIN SYNTHESIS
BERGMANN, CARL W			
MUSCULAR DYSTROPHY ASSN INC	25	90,509	GLYCAN SITE-MAPPING AND CHARACTERIZATION OF ALPHA-DYSTROGLYCAN SYSTEMS BIOLOGY APPROACH TO TOMATO FRUIT SUSCEPTIBILITY TO A NECROTROPHIC FUNGUS
UNIV OF CALIFORNIA/DAVIS	100	30,176	
BOONS, GERARDUS JOSEPHUS			
ALTERMUNE, LLC	100	132,658	RESEARCH AGREEMENT
NATIONAL INSTITUTES OF HEALTH	20	1,430,211	RESEARCH RESOURCE FOR INTERGRATED GLYCOTECHNOLOGY
NATIONAL INSTITUTES OF HEALTH	100	80,495	CELLULAR ACTIVATION INDUCED MULTIVALENT LIGANDS
NATIONAL INSTITUTES OF HEALTH	89	276,845	CELLULAR ACTIVATION INDUCED MULTIVALENT LIGANDS
NATIONAL INSTITUTES OF HEALTH	89	61,079	CELLULAR ACTIVATION INDUCED MULTIVALENT LIGANDS
NATIONAL SCIENCE FOUNDATION	20	977,552	A MONOCLONAL ANTIBODY TOOLKIT FOR FUNCTIONAL GENOMICS OF PLANT CELL WALLS
CARLSON, RUSSELL W			
EMORY UNIVERSITY	100	60,338	MENINGOCOCCAL LIPOOLIGOSACCHARIDE AND MUCOSAL PATHOGENESIS
EMORY UNIVERSITY	100	48,624	MENINGOCOCCAL LIPOOLIGOSACCHARIDE AND MUCOSAL PATHOGENESIS TO DISBURSE FUNDS EARNED FROM ROYALTY TO THE INVENTORS RESEARCH PROJECT
UOFGA RESEARCH FOUNDATION INC	100	1,352	
DALTON, STEPHEN			
UOFGA FOUNDATION	100	100,000	UGA FOUNDATION GRA CHAIR MCB DALTON 40R8060 7180600
DARVILL, ALAN			
US DEPARTMENT OF ENERGY	100	760,000	STRUCTURAL STUDIES OF COMPLEX CARBOHYDRATES OF PLANT CELL WALLS
VARIOUS-INCOME	100	0	VARIOUS RESEARCH GIFTS
HAHN, MICHAEL G			
NATIONAL SCIENCE FOUNDATION	20	977,552	A MONOCLONAL ANTIBODY TOOLKIT FOR FUNCTIONAL GENOMICS OF PLANT CELL WALLS
HILL, MARILYN			
RICHMOND CO BOARD OF HEALTH	100	2,400	CANCER EDUCATION AND AWARENESS RESEARCH AGREEMENT
MOHNEN, DEBRA			
MICHIGAN STATE UNIVERSITY	100	51,835	PLANT CELL WALL BIOSYNTHESIS RESEARCH NETWORK
MICHIGAN STATE UNIVERSITY	100	71,589	PLANT CELL WALL BIOSYNTHESIS RESEARCH NETWORK
MOREMEN, KELLEY W			
NATIONAL INSTITUTES OF HEALTH	20	1,430,211	RESEARCH RESOURCE FOR INTERGRATED GLYCOTECHNOLOGY
NATIONAL INSTITUTES OF HEALTH	98	221,782	MANNOSIDASES IN GLYCOPROTEIN BIOSYNTHESIS AND CATABOLISM
NATIONAL INSTITUTES OF HEALTH	98	309,043	MANNOSIDASES IN GLYCOPROTEIN BIOSYNTHESIS AND CATABOLISM
ONEILL, MALCOLM			
NATIONAL SCIENCE FOUNDATION	20	977,552	A MONOCLONAL ANTIBODY TOOLKIT FOR FUNCTIONAL GENOMICS OF PLANT CELL WALLS
ORLANDO, RONALD C			
NATIONAL INSTITUTES OF HEALTH	20	1,430,211	RESEARCH RESOURCE FOR INTERGRATED GLYCOTECHNOLOGY
NATIONAL INSTITUTES OF HEALTH	10	1,072,658	VACCINE DISCOVERY FOR CHAGAS DISEASE
NATIONAL INSTITUTES OF HEALTH	10	274,411	VACCINE DISCOVERY FOR CHAGAS DISEASE
PATEL, GORDHAN L			
UOFGA RESEARCH FOUNDATION INC	100	4	PIRF CCRC
UOFGA RESEARCH FOUNDATION INC	100	22	PIRF CCRC

College/Department/Investigator/Sponsor	% Credit OSP	Total Amount	Title
UOFGA RESEARCH FOUNDATION INC	100	1,808	PIRF CCRC
UOFGA RESEARCH FOUNDATION INC	100	52	PIRF CCRC
PIERCE, JAMES MICHAEL			
			FELLOWSHIP FOR KAREN ABBOTT IDENTIFICATION OF GLYCOPROTEIN BIOMARKERS
AMERICAN CANCER SOCIETY	100	138,000	OF BREAST CARCINOMA
GEORGIA CANCER COALITION	100	55,000	BREAST CANCER GLYCOPROTEOMIC DIAGNOSTICS
NATIONAL INSTITUTES OF HEALTH	100	1,228,794	INTEGRATED TECHNOLOGY RESOURCE FOR BIOMEDICAL GLYCOMICS
NATIONAL INSTITUTES OF HEALTH	100	348,580	GLCNACTV REGULATION OF CELL SURFACE STRUCTURE/ FUNCTION
UOFGA RESEARCH FOUNDATION INC	100	4	ROYALTY RSCH/PIERCE
UOFGA RESEARCH FOUNDATION INC	100	22	ROYALTY RSCH/PIERCE
UOFGA RESEARCH FOUNDATION INC	100	456	ROYALTY RSCH/PIERCE
UOFGA RESEARCH FOUNDATION INC	100	52	ROYALTY RSCH/PIERCE
PRESTEGARD, JAMES			
			SOLUTION STRUCTURE OF THE CANCER PROMOTER N-ACETYLGLUCOSAMINYL
ALBERTA HERITAGE FDN MED RESCH	100	40,500	TRANSFERASE V AND ITS INTERACTIONS WITH UDP-GLCNAC AND OTHER
			OLIGOSACCHARIDES
			SOLUTION STRUCTURE OF THE CANCER PROMOTER N-ACETYLGLUCOSAMINYL
ALBERTA HERITAGE FDN MED RESCH	100	-1,843	TRANSFERASE V AND ITS INTERACTIONS WITH UDP-GLCNAC AND OTHER
			OLIGOSACCHARIDES
NATIONAL INSTITUTES OF HEALTH	100	289,600	SOUTHEAST COLLABORATORY FOR HIGH-FIELD BIOMOLECULAR NMR
NATIONAL INSTITUTES OF HEALTH	100	356,036	NMR INVESTIGATIONS OF CELL SURFACE OLIGOSACCHARIDE
NATIONAL INSTITUTES OF HEALTH	20	1,430,211	RESEARCH RESOURCE FOR INTERGRATED GLYCOTECHNOLOGY
NATIONAL INSTITUTES OF HEALTH	100	227	RF GLYCOTECNOLGY-COMPANION PROGAM INCOME ACCOUNT 10-21-RR549-209
NATIONAL INSTITUTES OF HEALTH	100	109	RF GLYCOTECNOLGY-COMPANION PROGAM INCOME ACCOUNT 10-21-RR549-209
NATIONAL INSTITUTES OF HEALTH	100	-218	RF GLYCOTECNOLGY-COMPANION PROGAM INCOME ACCOUNT 10-21-RR549-209
NATIONAL INSTITUTES OF HEALTH	100	11,400	RF GLYCOTECNOLGY-COMPANION PROGAM INCOME ACCOUNT 10-21-RR549-209
NATIONAL INSTITUTES OF HEALTH	100	5,400	RF GLYCOTECNOLGY-COMPANION PROGAM INCOME ACCOUNT 10-21-RR549-209
NATIONAL INSTITUTES OF HEALTH	100	900	RF GLYCOTECNOLGY-COMPANION PROGAM INCOME ACCOUNT 10-21-RR549-209
NATIONAL INSTITUTES OF HEALTH	100	0	RESEARCH RESOURCE FOR INTERGRATED GLYCOTECHNOLOGY COMPANION
RUTGERS UNIVERSITY	100	210,340	PROGRAM INCOME ACCOUNT MAIN 1021RR549231
UOFGA FOUNDATION	100	13,168	STRUCTURAL GENOMICS OF EUKARYOTIC DOMAIN FAMILIES
			UGA FOUNDATION-EMINENT SCHOLAR PRESTEGARD 40R1110
TIEMEYER, MICHAEL			
MUSCULAR DYSTROPHY ASSN INC	25	90,509	GLYCAN SITE-MAPPING AND CHARACTERIZATION OF ALPHA-DYSTROGLYCAN
NATIONAL INSTITUTES OF HEALTH	100	276,340	MECHANISMS REGULATING GLYCAN EXPRESSION AND FUNCTION
WELLS, ROBERT LANCE			
			DEFINING THE IMPACT OF NUTRIENTS AND HORMONES ON ADIPOCYTOKINE
AMERICAN HEART ASSN	100	260,000	SECRETION (NATIONAL AHA)
			DEFINING THE IMPACT OF NUTRIENTS AND HORMONES ON ADIPOCYTOKINE
AMERICAN HEART ASSN	100	-195,000	SECRETION (NATIONAL AHA)
GEORGIA CANCER COALITION	100	50,000	NUCLEAR AND CYTOSOLIC PROTEIN GLYCOSYLATION IN CANCER
MUSCULAR DYSTROPHY ASSN INC	50	90,509	GLYCAN SITE-MAPPING AND CHARACTERIZATION OF ALPHA-DYSTROGLYCAN
WOODS, ROBERT J			
NATIONAL INSTITUTES OF HEALTH	20	1,430,211	RESEARCH RESOURCE FOR INTERGRATED GLYCOTECHNOLOGY
NATIONAL INSTITUTES OF HEALTH	100	215,611	COMPUTATIONAL ANALYSIS OF CARBOHYDRATE ANTIGENICITY
YORK, WILLIAM S			
			A MONOCLONAL ANTIBODY TOOLKIT FOR FUNCTIONAL GENOMICS OF PLANT CELL
NATIONAL SCIENCE FOUNDATION	20	977,552	WALLS
CTR APPLIED GEN TECH - RI			
PATERSON, ANDREW H			
IOWA STATE UNIVERSITY	90	391,467	COMPARATIVE EVOLUTIONARY GENOMICS OF COTTON
TORRES, MANUEL JOHN			
NATIONAL SCIENCE FOUNDATION	50	10,000	COMPARATIVE ANALYSIS OF GENOMIC DUPLICATION IN ANGIOSPERMS

College/Department/Investigator/Sponsor	% Credit OSP	Total Amount	Title
<u>CTR FOR APPLIED ISOTOPE STUDY</u>			
NOAKES, JOHN E			
UNIVERSITY OF MISSISSIPPI	50	189,533	GENOMIC AND LIPID-BIOMAKER MONITORING OF MICROBIAL COMMUNITIES AFFECTING THE FORMATION AND DEGRADATION OF GAS HYDRATE IN THE GULF OF MEXICO: IMPLICATIONS FOR MICROBIAL ECOLOGY AND GLOBAL CLIMATE CHANGE
<u>CTR TROP EMERGING GLOB DISEASE</u>			
COLLEY, DANIEL G			
UOFGA FOUNDATION	100	5,000	UGA FOUNDATION CTEGD SUPPORT VOICES LECTURE SERIES 50R7000 9170000
<u>INSTITUTE FOR BEHAVIORAL RSCH</u>			
ALVERMANN, DONNA E			
ROBERT BROWNE FOUNDATION	50	10,000	LITERACY PRACTICES IN AFTERSCHOOL WEB-BASED YOUTH COMMUNITIES
BOTHE, ANNE KATHERINE			
NATIONAL INSTITUTES OF HEALTH	100	210,718	PRESCHOOL STUTTERING: MEASUREMENT, TREATMENT AND RECOVERY
BRODY, GENE H			
IOWA STATE UNIVERSITY	50	-245,855	NIMH CENTER FOR RESEARCH IN RURAL MENTAL HEALTH: FAMILY AND COMMUNITY HEALTH STUDY
IOWA STATE UNIVERSITY	50	245,885	NIMH CENTER FOR RESEARCH IN RURAL MENTAL HEALTH: FAMILY AND COMMUNITY HEALTH STUDY
DUCHARME, LORI			
MOREHOUSE SCHOOL OF MEDICINE	100	10,735	EVALUATION ACTIVITIES FOR SOUTHEAST ATTC
MOREHOUSE SCHOOL OF MEDICINE	100	10,290	EVALUATION ACTIVITIES FOR SOUTHEAST ATTC
NATIONAL INSTITUTES OF HEALTH	34	220,800	COMPARISON OF METHADONE UNITS WITHIN AND OUTSIDE THE CTN
ROBERT WOOD JOHNSON FOUNDATION	50	99,072	STATE POLICIES AND ADOPTION OF BUPRENORPHINE
ROBERT WOOD JOHNSON FOUNDATION	50	-30,849	STATE POLICIES AND ADOPTION OF BUPRENORPHINE
FOREHAND, REX L			
CENTER FOR DISEASE CONTROL	100	-101,325	EPIDEMIOLOGICAL RESEARCH STUDIES OF AIDS AND HIV INFECTION (PA 99102)
CENTER FOR DISEASE CONTROL	100	235,000	EPID RESEARCH STUDIES OF HIV AMONG PREGNANT WOMEN, CHILDREN AND ADOLESCENTS
CENTER FOR DISEASE CONTROL	100	101,325	PARENT COMMUNICATION TRAINING INTERVENTIONS: PARENTS MATTER
HAY, KENNETH E			
UOFGA RESEARCH FOUNDATION INC	100	0	LEARNING AND PERFORMANCE SUPPORT LAB ROYALTY ACCOUNT CASE # 1154
UOFGA RESEARCH FOUNDATION INC	100	1,500	LEARNING AND PERFORMANCE SUPPORT LAB ROYALTY ACCOUNT CASE # 1154
JOHNSON, J AARON			
MERCER UNIVERSITY	100	5,443	THE GEORGIA-TEXAS IMPROVING BREIF INTERVENTION PROJECT
NATIONAL INSTITUTES OF HEALTH	33	220,800	COMPARISON OF METHADONE UNITS WITHIN AND OUTSIDE THE CTN
ROBERT WOOD JOHNSON FOUNDATION	50	99,072	STATE POLICIES AND ADOPTION OF BUPRENORPHINE
ROBERT WOOD JOHNSON FOUNDATION	50	-30,849	STATE POLICIES AND ADOPTION OF BUPRENORPHINE
ROBERT WOOD JOHNSON FOUNDATION	1	156,023	SUPPORT FOR EXISTING SURVEY OF PROVIDER AGENCIES AND STATES FOCUSED ON EVIDENCE-BASED PRACTICES
KNUDSEN, HANNAH KATHRYN			
NATIONAL INSTITUTES OF HEALTH	1	279,680	SMOKING CESSATION PRACTICES IN COMMUNITY TX PROGRAMS
KOGAN, STEVEN MILES			
NATIONAL INSTITUTES OF HEALTH	80	205,763	HIV RISH BEHAVIOR IN OUT-OF-SCHOOL RURAL AFRICAN AMERICAN YOUNG ADULTS
MARSHALL, JAMES D			
ROBERT BROWNE FOUNDATION	50	10,000	LITERACY PRACTICES IN AFTERSCHOOL WEB-BASED YOUTH COMMUNITIES
SIMONS, RONALD L			
NATIONAL INSTITUTES OF HEALTH	50	511,026	RISK AND RESILIENCE AMONG AFRICAN-AMERICAN YOUTH

College/Department/Investigator/Sponsor	% Credit OSP	Total Amount	Title
<u>MARINE INSTITUTE</u>			
ALBERTS, JAMES J			
GA DEPT OF NATURAL RESOURCES	100	2	VARIOUS INCOME
GA DEPT OF NATURAL RESOURCES	100	34,780	VARIOUS INCOME
GA DEPT OF NATURAL RESOURCES	100	33,175	VARIOUS INCOME
GA DEPT OF NATURAL RESOURCES	100	42,982	VARIOUS INCOME
BOOTH, MELISSA G			
SKIDAWAY INST OF OCEANOGRAPHY	100	31,869	MOLECULAR APPROACHES FOR IN SITU STUDIES OF NITRATE UTILIZATION BY MARINE BACTERIA
<u>SAVANNAH RIVER ECOLOGY LAB</u>			
ARMITAGE, ALLAN M			
UOFGA RESEARCH FOUNDATION INC	100	49,250	DEV AND INTRO OF LANDSCAPE TAXA TO THE ORNAMENTAL INDUSTRY
BERTSCH, PAUL M			
NATL FISH & WILDLIFE FDN	34	15,000	WATERSHED RESTORATION AND EDUCATION IN AIKEN COUNTY, SOUTH CAROLINA
US DEPARTMENT OF ENERGY	100	38,800	SAVANNAH RIVER ECOLOGY LABORATORY PROGRAM
US DEPARTMENT OF ENERGY	100	35,405	SAVANNAH RIVER RESEARCH PROGRAM
US DEPARTMENT OF ENERGY	100	115,000	SAVANNAH RIVER ECOLOGY RESEARCH PROGRAM
US DEPARTMENT OF ENERGY	100	572,181	ECOLOGICAL RESEARCH ON THE SAVANNAH RIVER SITE
US DEPARTMENT OF ENERGY	100	186,117	SAVANNAH RIVER ECOLOGY LABORATORY PROGRAM
US DEPARTMENT OF ENERGY	100	25,000	SAVANNAH RIVER ECOLOGY LABORATORY PROGRAM
US DEPARTMENT OF ENERGY	100	3,613,106	SAVANNAH RIVER ECOLOGY LABORATORY PROGRAM
US DEPARTMENT OF ENERGY	100	13,000	SAVANNAH RIVER ECOLOGY LABORATORY PROGRAM
US DEPARTMENT OF ENERGY	100	50,000	SAVANNAH RIVER ECOLOGY LABORATORY PROGRAM
US DEPARTMENT OF ENERGY	100	150,000	SAVANNAH RIVER ECOLOGY LABORATORY PROGRAM
US ENVIRONMENTAL PROTECTN AGCY	34	363,680	BIOAVAILABILITY, TOXICITY AND TROPHIC TRANSFER OF MANUFACTURED ZNO NANOPARTICLES: A VIEW FROM THE BOTTOM
VARIOUS-INCOME	100	12,169	VARIOUS INCOME
VARIOUS-INCOME	100	32,455	VARIOUS INCOME
VARIOUS-INCOME	100	20,174	VARIOUS INCOME
VARIOUS-INCOME	100	3,814	VARIOUS INCOME
VARIOUS-INCOME	100	9,499	VARIOUS INCOME
VARIOUS-INCOME	100	14,223	VARIOUS INCOME
VARIOUS-INCOME	100	30,178	VARIOUS INCOME
VARIOUS-INCOME	100	10,765	VARIOUS INCOME
VARIOUS-INCOME	100	16,183	VARIOUS INCOME
VARIOUS-INCOME	100	2,160	VARIOUS INCOME
VARIOUS-INCOME	100	22,747	VARIOUS INCOME
VARIOUS-INCOME	100	38,693	VARIOUS INCOME
BRISBIN JR, I LEHR			
AUGUSTA-RICHMOND COUNTY CONSOL	100	95,834	ECOLOGICAL STUDIES OF BIRDS IN THE VICINITY OF THE AUGUSTA REGIONAL AIRPORT AT BUSH FIELD AND THE MESSERLY WASTEWATER TREATMENT PLANT
UOFGA FOUNDATION	100	2,425	UGA FOUNDATION SREL CANINE RESEARCH BRISBIN 50R2090
UOFGA FOUNDATION	100	1,000	UGA FOUNDATION SREL CANINE RESEARCH BRISBIN 50R2090 9120900
UOFGA FOUNDATION	100	5,000	UGA FOUNDATION SREL CANINE RESEARCH BRISBIN 50R2090 9120900
BRYAN JR, ALBERT L			
US DEPARTMENT OF INTERIOR	100	30,000	DETERMINATION OF WOOD STORK BREEDING SUCCESS
US DEPARTMENT OF INTERIOR	100	8,414	DETERMINATION OF WOOD STORK BREEDING SUCCESS
CASEY, ERIN D			
NATL FISH & WILDLIFE FDN	33	15,000	WATERSHED RESTORATION AND EDUCATION IN AIKEN COUNTY, SOUTH CAROLINA
COLLINS, BEVERLY S			
US DEPARTMENT OF DEFENSE	100	91,462	ON-SITE FIELD STUDY COORDINATION, DATA ACQUISITION, DATA ANALYSIS, MONITORING SUPPORT AND TECHNOLOGY INTERGRATION ASSISTANCE IN SUPPORT OF CONTINUING ECOLOGICAL STUDIES AT FT. BENNING GEORGIA - REVISIONS
US DEPARTMENT OF DEFENSE	100	57,402	ON-SITE FIELD STUDY COORDINATION, DATA ACQUISITION, DATA ANALYSIS, MONITORING SUPPORT AND TECHNOLOGY INTERGRATION ASSISTANCE IN SUPPORT OF CONTINUING ECOLOGICAL STUDIES AT FT. BENNING GEORGIA - REVISIONS

College/Department/Investigator/Sponsor	% Credit OSP	Total Amount	Title
US DEPARTMENT OF DEFENSE	100	79,349	ON-SITE FIELD STUDY COORDINATION, DATA ACQUISITION, DATA ANALYSIS, MONITORING SUPPORT AND TECHNOLOGY INTERGRATION ASSISTANCE IN SUPPORT OF CONTINUING ECOLOGICAL STUDIES AT FT. BENNING GEORGIA - REVISIONS
FLETCHER, DEAN E			
UNIVERSITY OF KENTUCKY	50	153,946	STREAM STUDIES ON THE SAVANNAH RIVER SITE, AIKEN COUNTY, SOUTH CAROLINA (USFS)
GIBBONS, J WHITFIELD			
CESU - GULF	50	43,699	MODELING EXTINCTION RISK OF NATIVE AND TRANSLOCATED GOPHER TORTOISE POPULATIONS: DEVELOPING A DECISION TREE FOR MANAGING (AT RISK) POPULATIONS
CESU - PIEDMONT	100	5,300	INCIDENCE OF CHYTRID FUNGAL PARASITISM IN SOUTHEASTERN NATIONAL PARKS
CESU - PIEDMONT	50	31,243	INCIDENCE OF CHYTRID FUNGAL PARASITISM IN SECN PARKS II
NATIONAL SCIENCE FOUNDATION	50	28,452	COLLABORATIVE RESEARCH: LAND-USE PRACTICES AND PERSISTENCE OF AMPHIBIAN POPULATION
NATIONAL SCIENCE FOUNDATION	50	51,809	COLLABORATIVE RESEARCH: LAND-USE PRACTICES AND PERSISTENCE OF AMPHIBIAN POPULATION
NATL FISH & WILDLIFE FDN	100	14,631	SUPPORT OF THE PARC WEBSITE
SC DEPT OF NATURAL RESOURCES	50	9,800	ECOLOGY OF THE GOPHER TORTOISE (GOPHER POLYPHEMUS) IN SOUTH CAROLINA
SC DEPT OF NATURAL RESOURCES	100	32,000	FEASIBILITY OF TRANSLOCATION AS A MANAGEMENT TOOL FOR DIAMONDBACK RATTLESNAKES
US DEPARTMENT OF INTERIOR	100	53,556	WILDLIFE HIGHWAY CROSSING STUDY: INVESTIGATION OF THE USE OF HIGHWAY CULVERTS BY WILDLIFE - PHASE (HIGHWAY WIDENING) PRECONSTRUCTION
US DEPARTMENT OF INTERIOR	100	60,023	WEB SITE MAINTENANCE AND SCIENTIFIC OVERSIGHT OF NORTH AMERICAN REPORTING CENTER FOR AMPHIBIAN MALFORMATIONS (NARCAM)
GLENN, TRAVIS C			
COLORADO STATE UNIVERSITY	50	64,186	TRANSGENERATIONAL EFFECTS FROM CHRONIC LOW-DOSE IRRADIATION IN A MEDAKA FISH MODEL SYSTEM
GA POWER COMPANY	10	28,275	SPECIES IDENTIFICATION AND CONSERVATION GENETICS OF MOXOSTOMA ROBUSTUM: MOLECULAR GENETIC PROTOCOL DEVELOPMENT AND APPLICATION
UNIVERSITY OF SOUTH CAROLINA	100	136,125	DEVELOPMENT OF PEROMYSCUS GENOMICS
US ENVIRONMENTAL PROTECTN AGCY	33	363,680	BIOAVAILABILITY, TOXICITY AND TROPHIC TRANSFER OF MANUFACTURED ZNO NANOPARTICLES: A VIEW FROM THE BOTTOM
HINTON, THOMAS G			
COLORADO STATE UNIVERSITY	50	64,186	TRANSGENERATIONAL EFFECTS FROM CHRONIC LOW-DOSE IRRADIATION IN A MEDAKA FISH MODEL SYSTEM
COLORADO STATE UNIVERSITY	100	95,865	TRANSGENERATIONAL EFFECTS FROM CHRONIC LOW-DOSE IRRADIATION IN A MEDAKA FISH MODEL SYSTEM
EDUCATION RESEARCH & DEVL ASSN	25	4,543	2005 SRS ENVIRONMENT REPORT
JAGOE, CHARLES H			
US DEPARTMENT OF COMMERCE	100	20,000	MATERNAL TRANSFER OF MERCURY IN CAROLINA DIAMOND BACK TERRAPINS
MCARTHUR, J VAUN			
US ENVIRONMENTAL PROTECTN AGCY	100	12,236	FELLOWSHIP FOR MEREDITH S. WRIGHT: TRANSFER AND TRANSPORT OF ANTIBIOTIC RESISTANCE
NEAL, ANDREW L			
US DEPARTMENT OF ENERGY	49	232,000	MOLECULAR MECHANISMS OF BACTERIAL ATTACHMENT TO FE(III)-OXIDE SURFACES
US ENVIRONMENTAL PROTECTN AGCY	33	363,680	BIOAVAILABILITY, TOXICITY AND TROPHIC TRANSFER OF MANUFACTURED ZNO NANOPARTICLES: A VIEW FROM THE BOTTOM
NESTOR, ROBERT I			
VARIOUS-INCOME	100	180	VARIOUS INCOME
VARIOUS-INCOME	100	1,990	VARIOUS INCOME
VARIOUS-INCOME	100	399	VARIOUS INCOME
VARIOUS-INCOME	100	430	VARIOUS INCOME
VARIOUS-INCOME	100	1,130	VARIOUS INCOME
VARIOUS-INCOME	100	265	VARIOUS INCOME
VARIOUS-INCOME	100	350	VARIOUS INCOME

College/Department/Investigator/Sponsor	% Credit OSP	Total Amount	Title
VARIOUS-INCOME	100	755	VARIOUS INCOME

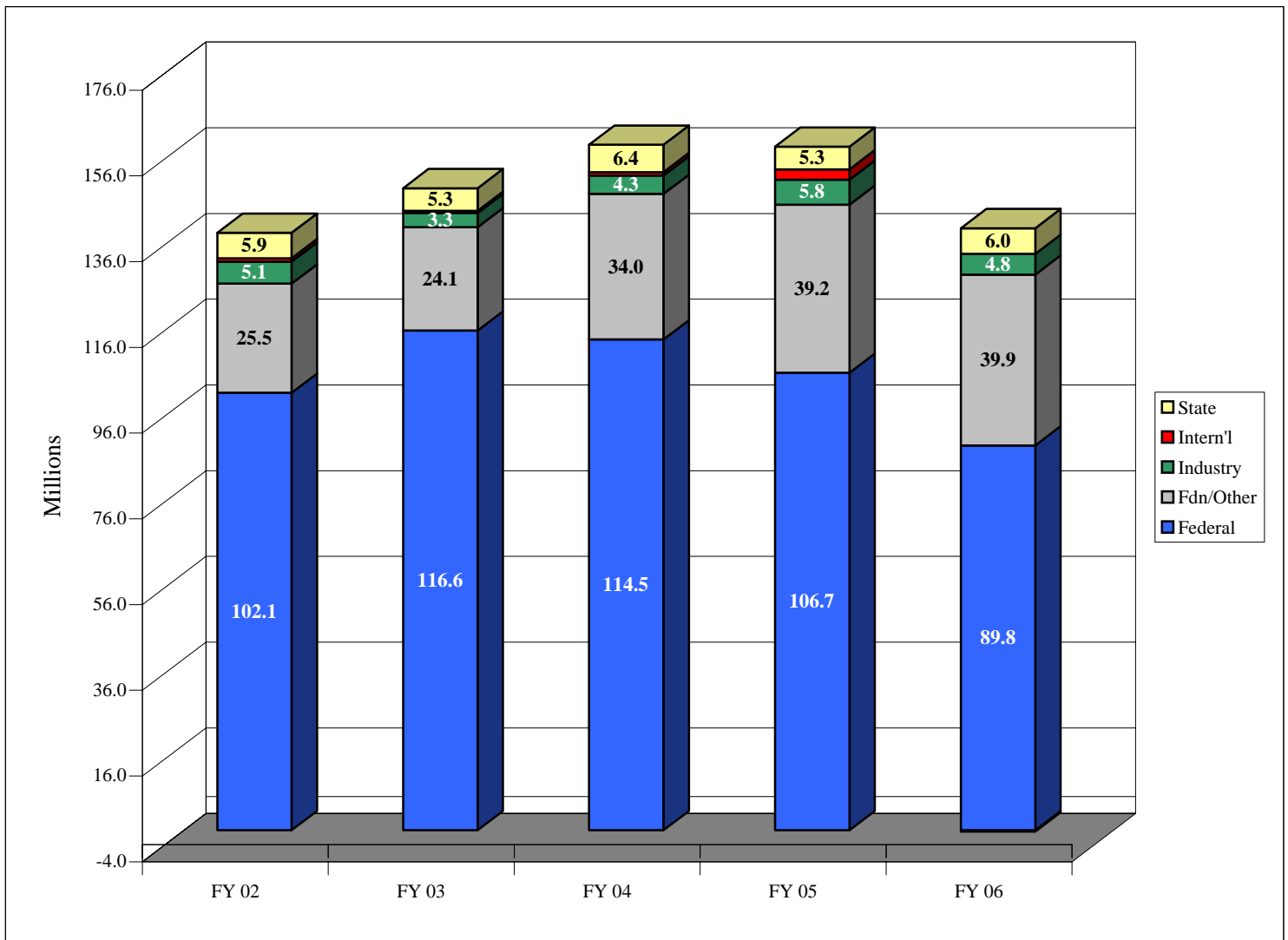
College/Department/Investigator/Sponsor	% Credit OSP	Total Amount	Title
ROMANEK, CHRISTOPHER S			
EDUCATION RESEARCH & DEVL ASSN	25	4,543	2005 SRS ENVIRONMENT REPORT
NATIONAL SCIENCE FOUNDATION	50	186,145	KAMCHATKA, A UNIQUE GEOTHERMAL MICROBIAL OBSERVATORY
			MICROBIAL INTERACTIONS AND PROCESSES: DIVERSITY, FUNCTION AND
NATIONAL SCIENCE FOUNDATION	33	132,794	BIOGEOCHEMICAL CONSEQUENCES OF CHEMOLITHOAUTOTROPHIC ARCHAEA IN
			NEVADA HOT SPRING
NATIONAL SCIENCE FOUNDATION	100	94,776	COLLABORATIVE RESEARCH:HOLLOCENE HELL ACCUMULATION FROM THE
			SOUTHEAST BRAZILIAN BIGHT: MULTI CENTENNIAL DYNAMICS OF OCEANOGRAPHIC
			ENVIRONMENTAL AND ECOLOGICAL CHANGES
ROTHERMEL, BETSIE B			
			ASSESSING THE SUSCEPTIBILITY OF NORTH AMERICAN PLETHODONTID
ARIZONA STATE UNIVERSITY	50	2,000	SALAMANDERS TO CHYTRID FUNGAL INFECTION
CESU - PIEDMONT	50	31,243	INCIDENCE OF CHYTRID FUNGAL PARASITISM IN SECN PARKS II
			COLLABORATIVE RESEARCH: LAND-USE PRACTICES AND PERSISTENCE OF
NATIONAL SCIENCE FOUNDATION	50	28,452	AMPHIBIAN POPULATION
			COLLABORATIVE RESEARCH: LAND-USE PRACTICES AND PERSISTENCE OF
NATIONAL SCIENCE FOUNDATION	50	51,809	AMPHIBIAN POPULATION
SCOTT, DAVID E			
NATL FISH & WILDLIFE FDN	33	15,000	WATERSHED RESTORATION AND EDUCATION IN AIKEN COUNTY, SOUTH CAROLINA
SEAMAN, JOHN C			
			APPLICATION OF SURFACE COMPLEXATION MODELS TO PREDICTING ACTINIDE FATE
CLARK ATLANTA UNIVERSITY	100	20,193	AND TRANSPORT IN VARIABLY SATURATED SYSTEMS (DOE)
			APPLICATION OF SURFACE COMPLEXATION MODELS TO PREDICTING ACTINIDE FATE
CLARK ATLANTA UNIVERSITY	100	-12,193	AND TRANSPORT IN VARIABLY SATURATED SYSTEMS (DOE)
EDUCATION RESEARCH & DEVL ASSN	25	4,543	2005 SRS ENVIRONMENT REPORT
SHARITZ, REBECCA R			
			LONG-TERM EFFECTS OF WIND DISTURBANCE ON THE OLD-GROWTH FORESTS OF THE
CESU - PIEDMONT	100	49,491	CONGAREE NATIONAL PARK
			PROPOSED FLOODPLAIN PLANT AND INVERTEBRATE STUDIES FOR THE SAVANNAH
NATURE CONSERVANCY THE	50	50,000	RIVER FLOWS PROJECT
			PROPOSED FLOODPLAIN PLANT AND INVERTEBRATE STUDIES FOR THE SAVANNAH
NATURE CONSERVANCY THE	34	25,000	RIVER FLOWS PROJECT
STROJAN, CARL L			
EDUCATION RESEARCH & DEVL ASSN	25	4,543	2005 SRS ENVIRONMENT REPORT
TAYLOR, BARBARA E			
			STREAM STUDIES ON THE SAVANNAH RIVER SITE, AIKEN COUNTY, SOUTH CAROLINA
UNIVERSITY OF KENTUCKY	50	153,946	(USFS)
TUBERVILLE, TRACEY D			
			MODELING EXTINCTION RISK OF NATIVE AND TRANSLOCATED GOPHER TORTOISE
			POPULATIONS: DEVELOPING A DECISION TREE FOR MANAGING (AT RISK)
CESU - GULF	50	43,699	POPULATIONS
			ECOLOGY OF THE GOPHER TORTOISE (GOPHER POLYPHEMUS) IN SOUTH CAROLINA
SC DEPT OF NATURAL RESOURCES	50	9,800	
ZHANG, CHUANLUN			
			MICROBIAL INTERACTIONS AND PROCESSES: DIVERSITY, FUNCTION AND
			BIOGEOCHEMICAL CONSEQUENCES OF CHEMOLITHOAUTOTROPHIC ARCHAEA IN
NATIONAL SCIENCE FOUNDATION	34	132,794	NEVADA HOT SPRING
			GENOMIC AND LIPID-BIOMAKER MONITORING OF MICROBIAL COMMUNITIES
			AFFECTING THE FORMATION AND DEGRADATION OF GAS HYDRATE IN THE GULF OF
UNIVERSITY OF MISSISSIPPI	50	189,533	MEXICO: IMPLICATIONS FOR MICROBIAL ECOLOGY AND GLOBAL CLIMATE CHANGE
SEA GRANT PROGRAM			
RAWSON JR, MAC V			
			AQUATIC INVASIVE SPECIES OUTREACH: A TOOL FIT FOR EDUCATORS IN AMERICAN
NORTH CAROLINA STATE UNIV	50	25,014	ZOO AND AQUARIUM ASSOCIATION MEMBER INSTITUTIONS
SC SEA GRANT CONSORTIUM	50	57,159	COSEE SOUTHEAST EDUCATION
			MARINE RESOURCES UTILIZATION IN GEORGIA - SHIP TIME PASS THROUGH
US DEPARTMENT OF COMMERCE	100	110,000	

College/Department/Investigator/Sponsor	% Credit OSP	Total Amount	Title
US DEPARTMENT OF COMMERCE	100	10,000	MARINE RESOURCES UTILIZATION IN GEORGIA - FISHERIES EXTENSION ENHANCEMENT COORDINATION
US DEPARTMENT OF COMMERCE	100	15,400	MARINE RESOURCES UTILIZATION IN GEORGIA - FY2005 SUPPLEMENT FUNDING
US DEPARTMENT OF COMMERCE	100	1,072,780	MARINE RESOURCES UTILIZATION IN GEORGIA- 2006-2008 SUBMISSION
US DEPARTMENT OF COMMERCE	100	353	COMPANION PROGRAM INCOME ACCOUNT - SEA GRANT - USDC - NA04OAR4170033
US DEPARTMENT OF COMMERCE	100	840	COMPANION PROGRAM INCOME ACCOUNT - SEA GRANT - USDC - NA04OAR4170033
US DEPARTMENT OF COMMERCE	100	455	COMPANION PROGRAM INCOME ACCOUNT - SEA GRANT - USDC - NA04OAR4170033
US DEPARTMENT OF COMMERCE	100	41,500	2006 KNAUSS FELLOWSHIP - KATHERINE SMITH
US DEPARTMENT OF COMMERCE	100	41,500	KNAUSS FELLOWSHIP - JOHN PRIMO
<u>UGARF SR FACULTY RSCH GRANT</u>			
ORR, PATSY M			
UOFGA RESEARCH FOUNDATION INC	100	450,000	UGARF RESEARCH GRANTS
<u>VP FOR RESEARCH-SERVICES</u>			
BASON, JAMES JUDD			
HEALTHCARE GEORGIA FOUNDATION	100	140,000	EMERGING HEALTH CARE ISSUES IN GEORGIA 2005-2007
USDA FOREST SERVICE	100	81,500	UNDERSTANDING VALUE TRADE-OFFS REGARDING FIRE HAZARD REDUCTION PROGRAMS IN THE WILDLAND-URBAN INTERFACE
<u>VP OFFICE FOR RESEARCH</u>			
GINGLE, ALAN R			
IOWA STATE UNIVERSITY	10	391,467	COMPARATIVE EVOLUTIONARY GENOMICS OF COTTON
HARVEY, STEPHEN B			
MERIAL	50	19,014	MERIAL STUDY 05-148: EVALUATION OF THE RESPONSE TO CHALLENGE WITH PORCINE CIRCOVIRUS TYPE 2(PCV2) IN PCVS-SERONEGATIVE PIGLETS OBTAINED BY SEGREGATED EARLY WEANING (SEW)
KING, CHRISTOPHER SIMON			
MERIAL	5	19,014	MERIAL STUDY 05-148: EVALUATION OF THE RESPONSE TO CHALLENGE WITH PORCINE CIRCOVIRUS TYPE 2(PCV2) IN PCVS-SERONEGATIVE PIGLETS OBTAINED BY SEGREGATED EARLY WEANING (SEW)
NATIONAL SCIENCE FOUNDATION	20	977,552	A MONOCLONAL ANTIBODY TOOLKIT FOR FUNCTIONAL GENOMICS OF PLANT CELL WALLS
ORR, PATSY M			
UOFGA RESEARCH FOUNDATION INC	100	224,850	CULTIVAR DEVELOPMENT PROGRAM
UOFGA RESEARCH FOUNDATION INC	100	-25,504	CULTIVAR DEVELOPMENT PROGRAM
UOFGA RESEARCH FOUNDATION INC	100	94,216	CULTIVAR DEVELOPMENT PROGRAM
UOFGA RESEARCH FOUNDATION INC	100	5,079	CULTIVAR DEVELOPMENT PROGRAM
UOFGA RESEARCH FOUNDATION INC	100	4,141	CULTIVAR DEVELOPMENT PROGRAM
UOFGA RESEARCH FOUNDATION INC	100	200,000	FOREIGN TRVL 06
UOFGA RESEARCH FOUNDATION INC	100	100,000	UGARF CARRYOVER 06
UOFGA RESEARCH FOUNDATION INC	100	444,000	UGARF PRESIDENT FELLOW FY06
UOFGA RESEARCH FOUNDATION INC	100	25,504	ADTL 1 DAY/WEEK SALARY FOR MICHAEL DIRR
UOFGA RESEARCH FOUNDATION INC	100	14,480	ADTL 1 DAY/WEEK SALARY FOR MICHAEL DIRR
UOFGA RESEARCH FOUNDATION INC	100	-14,480	ADTL 1 DAY/WEEK SALARY FOR MICHAEL DIRR
UOFGA RESEARCH FOUNDATION INC	100	300,000	PUBLIC HEALTH FACULTY (DEPT. 770)
UOFGA RESEARCH FOUNDATION INC	100	0	UGARF IDC ALLOCATION
UOFGA RESEARCH FOUNDATION INC	100	100,000	UGARF POVERTY INITIATIVE
UOFGA RESEARCH FOUNDATION INC	100	395,000	UGARF POVERTY INITIATIVE
UOFGA RESEARCH FOUNDATION INC	100	500,000	UGARF SUPPORT - COVERDALE MOVE AND EQUIPMENT CONT.
UOFGA RESEARCH FOUNDATION INC	100	900,000	COVERDALE MRI
UOFGA RESEARCH FOUNDATION INC	100	2,000,000	STARTUP / MATCH FUNDS CONT. FY06
UOFGA RESEARCH FOUNDATION INC	100	2,000,000	STARTUP / MATCH FUNDS CONT. FY06
PATEL, GORDHAN L			
NATIONAL INSTITUTES OF HEALTH	100	0	CONSTRUCTION OF A CORE RODENT BARRIER FACILITY FOR THE PAUL D COVERDELL BUILDING FOR THE BIOMEDICAL AND HEALTH SCIENCES INSTITUTE UGA
VARIOUS-INCOME	100	0	DEPT ACCOUNT FOR RESIDUAL BALANCE POLICY
PATERSON, ANDREW H			
VARIOUS-INCOME	100	22,541	PROGRAM INCOME ACCT FOR DR. PATERSON
VARIOUS-INCOME	100	50,997	PROGRAM INCOME ACCT FOR DR. PATERSON
VARIOUS-INCOME	100	87,719	PROGRAM INCOME ACCT FOR DR. PATERSON

College/Department/Investigator/Sponsor	% Credit OSP	Total Amount	Title
VARIOUS-INCOME	100	43,898	PROGRAM INCOME ACCT FOR DR. PATERSON
VARIOUS-INCOME	100	5,440	PROGRAM INCOME ACCT FOR DR. PATERSON
VARIOUS-INCOME	100	85,597	PROGRAM INCOME ACCT FOR DR. PATERSON
<i>VP FOR STUDENT AFFAIRS UNITS</i>			
<u>DISABILITY RESOURCE CENTER</u>			
KALIVODA, KAREN S			
GA INSTITUTE OF TECHNOLOGY	100	40,386	WORKSHOPS DESIGNED TO INCREASE ADAPTIVE TECHNOLOGY INFORMATION AND ACCESS
<u>FOREST RESOURCES-SA</u>			
MEYERS, J MICHAEL			
FLA. FISH&WILDLIFE CONSV. COMM	100	32,782	MIGRATION, RANGE AND IMPORTANT USE AREA OF FLORIDA SUB-ADULT BALD EAGLES
<u>RECREATIONAL SPORTS</u>			
COCHRAN, THOMAS E			
UOFGA FOUNDATION	100	69,999	UGA FOUNDATION REC SPORTS RAMSEY FUND 40R2450
KRUNKOSKY, THOMAS M			
UOFGA FOUNDATION	100	-4,396	UGA FOUNDATION TERRY RESP DIS THOMAS KRUNKOSKY 45R8050
UOFGA FOUNDATION	100	13,944	UGA FOUNDATION TERRY RESP DIS THOMAS KRUNKOSKY 45R8050
<u>STUDENT ACTIVITIES - PROGRAMS</u>			
DAUGHERTY, PATRICIA W			
UOFGA FOUNDATION	100	4,002	UGA FOUNDATION STUDENT ACTIVITIES PROGRAMS PARENTS AND FAMILIES
<u>STUDENT FINANCIAL AID</u>			
LITTLE, SUSAN D			
STUDENTS IN FREE ENTERPRISE	100	1,000	PAWING INTO MONEY MATTERS
STUDENTS IN FREE ENTERPRISE	100	5,000	I CHOOSE GRANT
US DEPT OF EDUCATION	100	19,480	KATRINA RELIEF
<u>UNIVERSITY HEALTH CENTER</u>			
MIDDLEBROOKS, CAROLE			
GA DEPT OF HUMAN RESOURCES	100	200,000	GEORGIA NETWORK OF COLLEGES AND UNIVERSITIES: GEORGIA NETWORK OFFICE OF SUBSTANCE ABUSE PREVENTION
GOVERNORS OFF OF HIGHWAY SAFTY	100	17,800	UGA ALCOHOL AND OTHER DRUG EDUCATION TEAM
<u>VP OFFICE FOR STUDENT AFFAIRS</u>			
AYOOB, JOHN			
UOFGA FOUNDATION	100	10,000	UGA FOUNDATION PARENTS AND FAMILIES FUND 45R0530 81053000
BENNETT, RODNEY D			
VARIOUS-INCOME	100	0	RESIDUAL BALANCE ACCOUNT
COCHRAN, THOMAS E			
ENDOWMENT	100	500	ALUMNI YMCA - E 7551GN375754
DAUGHERTY, PATRICIA W			
UOFGA FOUNDATION	100	500	UGA FOUNDATION SAEEDA PEERMAHOMED AWARD 40R7530 71753000
KINDER, JACQUELYN S			
UOFGA FOUNDATION	100	2,323	UGA FOUNDATION PRESIDENT'S VENTURE FUND AWARD ASAPV 45R2410
<u>WORK STUDY</u>			
LITTLE, SUSAN D			
US DEPT OF EDUCATION	100	50,000	JDL/FED WKSTDY 06
US DEPT OF EDUCATION	100	1,000,000	FEDERAL WORKSTUDY PROGRAM FOR FISCAL YEAR 2007

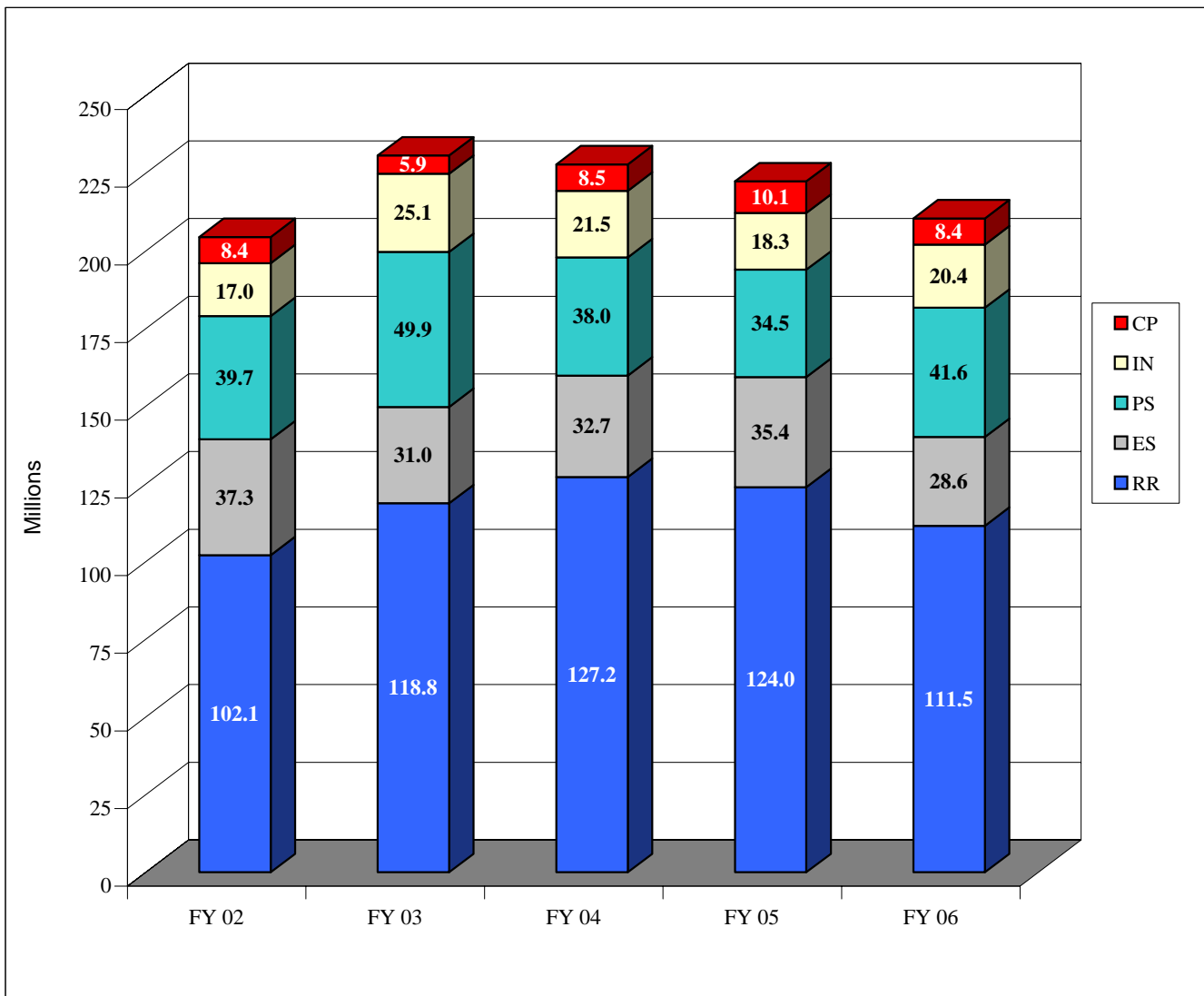
TOTAL RESEARCH AWARDS BY SPONSOR TYPE
FOR PERIOD 07/01/2001 THROUGH 06/30/2006

Sponsor Type	FY02		FY03		FY04		FY05		FY06	
	Count	Amount	Count	Amount	Count	Amount	Count	Amount	Count	Amount
Federal Agencies	481	102,054,359	506	116,552,653	565	114,466,513	508	106,722,594	448	89,766,229
Foundation/Other	1,043	25,461,388	1,096	24,121,904	956	33,965,442	878	39,190,690	1,010	39,850,671
Industrial/Corporate	94	5,114,070	93	3,267,280	91	4,275,043	93	5,807,675	83	4,836,117
International Org.	28	791,662	18	548,841	20	806,657	24	2,443,215	24	-323,417
State Agencies	145	5,919,720	140	5,265,588	183	6,389,923	165	5,277,067	136	5,976,026
Total	1,791	139,341,199	1,853	149,756,266	1,815	159,903,578	1,668	159,441,241	1,701	140,105,626



TOTAL SPONSORED AWARDS BY PROJECT TYPE
FOR PERIOD 07/01/2001 THROUGH 06/30/2006

Project Type	FY 02 Amount	FY 03 Amount	FY 04 Amount	FY 05 Amount	FY 06 Amount
Cooperative Extension (CP)	8,414,074	5,878,351	8,452,224	10,124,617	8,428,874
Instruction (IN)	17,029,380	25,145,792	21,462,085	18,301,611	20,350,319
Public Service (PS)	39,723,342	49,925,266	38,020,957	34,533,291	41,602,445
Research					
Agricultural Experiment Station (ES)*	37,255,529	30,958,403	32,676,138	35,444,156	28,585,104
General Research (RR)*	102,085,670	118,797,863	127,227,440	123,997,085	111,520,521
Research (Total)	139,341,199	149,756,266	159,903,578	159,441,241	140,105,625
Total	204,507,995	230,705,675	227,838,844	222,400,760	210,487,263



*General Research and Agricultural Experiment Station awards have historically been combined at UGA; the total represents all research awards to the institution.

TOTAL SPONSORED AWARDS BY PROJECT TYPE & SPONSOR
FOR PERIOD 07/01/2005 THROUGH 06/30/2006

FUNDING SOURCE	AGRICULTURAL					TOTAL
	GENERAL RESEARCH	EXPERIMENT STATION	INSTRUCTION	PUBLIC SERVICE	COOPERTIVE EXTENSION	
FEDERAL AGENCIES						
Center for Disease Control	1,193,432	0	0	28,326	0	1,221,758
Cooperative Ecosystem Studies Unit (Gulf)	56,601	0	0	0	0	56,601
Cooperative Ecosystem Studies Unit (Piedmont)	201,090	0	5,000	16,900	0	222,990
Institute of Museum & Library Services	0	0	0	761,427	0	761,427
National Aero. and Space Administration	360,826	0	0	0	0	360,826
National Institutes of Health	33,400,034	451,500	0	26,693	0	33,878,227
National Science Foundation	15,971,946	479,231	907,738	281,141	0	17,640,056
National Security Agency	67,041	0	0	0	0	67,041
Nuclear Threat Initiative	49,100	0	0	0	0	49,100
Peace Corps	0	0	0	10,000	0	10,000
Small Business Administration	0	0	0	2,357,948	0	2,357,948
Smithsonian Institution	133,713	0	0	0	0	133,713
Tennessee Valley Authority	24,593	0	0	0	0	24,593
US Agency for International Development	0	2,550,000	0	246,658	0	2,796,658
US Department of Agriculture	3,945,279	9,193,157	488,772	1,610,710	2,592,352	17,830,270
US Department of Agriculture/Hatch	0	4,519,906	0	0	0	4,519,906
US Department of Air Force	189,733	0	0	0	0	189,733
US Department of Army	55,400	0	0	0	0	55,400
US Department of Commerce	1,792,275	0	0	6,000	54,602	1,852,877
US Department of Defense	228,213	40,275	0	0	0	268,488
US Department of Education	1,422,402	0	3,960,389	1,934,218	0	7,317,009
US Department of Energy	7,724,753	271,068	0	77,576	0	8,073,397
US Department of Health & Human Svcs	3,792,096	38,925	1,000,000	0	0	4,831,021
US Department of Housing & Urban Dev	0	0	992,000	0	0	992,000
US Department of Interior	892,033	0	0	231,500	0	1,123,533
US Department of Navy	79,012	0	0	0	0	79,012
US Department of State	140,071	0	0	504,254	0	644,325
US Department of Transportation	0	0	0	68,191	0	68,191
US Environmental Protection Agency	421,024	0	13,872	0	242,500	677,396
US Forest Service	81,500	0	0	0	0	81,500
Vietnam Education Foundation	0	0	54,000	0	0	54,000
FEDERAL AGENCIES (TOTAL)	72,222,167	17,544,062	7,421,771	8,161,542	2,889,454	108,238,996
FOUNDATION/OTHER ¹	19,006,750	6,476,697	5,221,813	8,792,258	3,454,661	42,952,180
INDUSTRIAL/CORPORATE	3,814,253	1,021,864	937,740	64,376	335,274	6,173,507
INTERNATIONAL ORGANIZATIONS	-410,231	86,814	41,000	320,256	0	37,839
STATE AGENCIES	3,823,414	2,152,612	2,138,070	23,406,569	1,746,985	33,267,650
OTHER UGA RELATED						
UGA Athletic Association	0	0	61,392	13,000	0	74,392
University of Georgia Foundation ²	2,911,111	111,187	4,528,533	844,443	2,500	8,397,774
University of Georgia Research Foundation, Inc. ³	10,153,057	1,191,868	0	0	0	11,344,925
OTHER UGA RELATED (TOTAL)	13,064,168	1,303,055	4,589,925	857,443	2,500	19,817,091
GRAND TOTAL	111,520,521	28,585,104	20,350,319	41,602,444	8,428,874	210,487,263
140,105,625 ⁴						

¹Includes agencies and non-profit associations like American Heart Association, American Cancer Society, other universities, and non-Georgia state agencies.

²Includes gifts for research, endowment payments, and construction funds

³Includes gifts for research, royalties, research project support, and the UGARF 5% indirect cost return to departments

⁴This figure is directly comparable to the way research awards at UGA were reported prior to FY01

TRADITIONAL INDUSTRIES PROGRAM

FY2006

UGA FACULTY	TITLE	RESEARCH FUNDS
TIP3		
Morris	Effect of Tillage on Soil Physical Properties and Their Relationship to Early Loblolly Pine Growth	66,514
Daniels	Clonal Variation in Wood Properties of Loblolly Pine	59,000
Schimleck	High Resolution Scanning of Radial Strips Cut from Increment Cores by Near Infrared Spectroscopy	26,873
Greene	Harvesting Systems for the Recovery of Small Stems and Forest Residues	47,500
Covert	Biocontrol of Annosum Root Disease in Southern Pine Plantations	51,080
Adams	Utilization of Bio Oil Produced from Wood and Fiber in Diesel Vehicle Engines	69,432
Siry	Development of Forest Carbon Sequestration Protocol for the State of Georgia	73,736
Adolphson	Alternative Recovery of Kraft Mill Excess Black Liquor by Chemical and Biological Treatment	25,500
SUBTOTAL TIP3		419,635
FOODPAC		
Philips	Production and Biological Testing of Nutraceutical Products from Georgia Commodities (R. Dixon Philips, UGA)	68,200
Doyle	Chemical Intervention Treatments to Inactive Foodborne Pathogens on Poultry	87,900
Eitenmiller	Measuring the Health-Promoting Components in Peanuts and Peanut Products	55,350
Akoh	Georgia-Grown Blueberries and Cancer Prevention	71,500
Kastner	Enhanced Odor and Voc Removal from Rendering Emissions	88,500
Singh	Treatment and Recovery of Poultry Processing Wastewater Using a Membrane Bioreactor	62,700
SUBTOTAL FOODPAC		434,150
CCACTI		
Hardin	Toxicity of Chloride, Sulfate and Bicarbonate Mixtures and Their Influence on the Toxicity of Other Chemicals Common to Textile Effluents	77,860
Yang, Hardin	New and Expanded Markets for Fire Resistant Cotton Fabrics Through Chemical Innovations	54,054
Etters	Development of Viable, Sustainable Process for Commercial Dyeing of Generic Unmodified Polypropylene Fibers for a Variety of New Products	35,486
Epps	Development and Implementation of a Real Time Gir Based Measurement System for Improved Quality of Georgia Cotton	68,047
SUBTOTAL CCACTI		235,447
GRAND TOTAL		1,089,232

University of Georgia Research Foundation
UGA Department Share - Facilities and Administration (F & A)
(46% of UGARF F&A Cost)
June 30, 2006

RESIDENT INSTRUCTION

College of Environment and Design	
Institute of Ecology	39,976.06
School of Environmental Design	109.02
	<hr/> 40,085.08
College of Arts and Sciences	
Anthropology	4,640.20
Biochemistry and Molecular Biology	203,704.82
Cellular Biology	63,539.99
Chemistry	93,031.08
Computer Science	30,499.41
Center for Computational Quantum Chemistry	9,691.60
Center for Remote Sensing and Mapping Science	4,616.76
Drama and Theatre	341.16
Genetics	117,802.32
Geography	5,759.58
Geology	4,733.61
History	2,184.66
Mathematics	20,144.98
Microbiology	73,477.54
Physics and Astronomy	62,979.45
Plant Biology	80,648.32
Psychology	10,065.90
School of Marine Programs	61,770.59
Speech Communication	489.27
Statistics	4,176.73
	<hr/> 854,297.97
College of Education	
Communication Sciences and Special Ed	4,096.74
Counseling and Human Development	11,552.67
Educational Psychology and Instructional Technology	7,122.31
Education - Deans Office	8,115.56
Elementary and Social Studies	1,230.58
Kinesiology	35,942.84
Language and Literacy Ed	5,239.77
Mathematics and Science Ed	25,267.76
Workforce Leadership and Social Foundations	5,432.35
	<hr/> 104,000.58

College of Family and Consumer Sciences	
Child and Family Development	15,352.19
Food and Nutrition	26,439.98
Housing and Consumer Economics	1,308.62
Textiles-Merchandise-Interiors	1,501.70
	<hr/>
	44,602.49
College of Journalism	
Journalism and Mass Communication	1,518.23
New Media Institute	412.51
	<hr/>
	1,930.74
College of Pharmacy	
Clinical and Administrative Pharmacy	15,276.82
Pharmaceutical and Biomedical Sciences	79,114.76
	<hr/>
	94,391.58
College of Public Health	
Environmental Health Sciences	18,055.34
Gerontology	21,217.41
Health Promotion and Behavior	13,367.34
	<hr/>
	52,640.09
College of Veterinary Medicine	
Anatomy and Radiology	4,416.15
Infectious Diseases	42,028.64
Large Animal Medicine	4,642.07
Pathology	4,997.36
Physiology and Pharmacology	39,650.33
Population Health	10,332.40
Small Animal Medicine	7,509.97
Vet Med Animal Resources	2,676.18
Wildlife Disease Study	3,094.90
	<hr/>
	119,348.00
Other Instructional Units	
School of Forest Resources	26,252.72
School of Social Work	3,887.91
	<hr/>
	30,140.63
Other Units	
Biomedical and Health Sciences Institute	23,503.57
Cancer Center of Excellence	261.49
Complex Carbohydrate Center	269,698.62
Center for Applied Genetic Technologies - RI	44,103.40
Center for Applied Isotope Study	2,168.91
EITS Special Systems Support	9,635.74
Engineering	6,466.71

Institute for Behavioral Research	193,969.09
Institute of Ecology - Research	12,730.17
Institute of Higher Education	455.21
Savannah River Ecology Lab	67,072.00
Sea Grant Program	8,726.42
	<hr/> 638,791.33
School of Public and International Affairs	
Center for International Trade and Security	21,554.40
International Affairs - SPIA	884.88
Political Science	2,073.95
Public Administration and Policy	290.72
	<hr/> 24,803.95
Vice President for Research	
Center for Tropical Emerging Global Disease	74,098.04
	<hr/> 74,098.04
Total Resident Instruction	2,079,130.48
FORESTRY RESEARCH	
Forestry Research	
Forestry Research	10,550.84
	<hr/> 10,550.84
Total Forestry Research	10,550.84
AGRICULTURAL EXPERIMENT STATION	
Agricultural Experiment Station	
Ag and Applied Economic Research - College	1,672.58
Ag and Applied Economic Research - Georgia	148.30
Animal Science Research College	18,932.12
Assistant Dean's Office - Georgia	1,428.82
Biological and Ag Engineering Research - Coastal	1,205.24
Biological and Ag Engineering Research - College	7,161.44
Biological and Ag Engineering Research - Georgia	13,006.41
Center for Food Safety - Georgia	15,065.00
Crop and Soil Sciences - Coastal	3,017.24
Crop and Soil Sciences - College	4,734.60
Crop and Soil Sciences - Georgia	6,405.55
Center for Applied Genetic Technology - College	23,497.01
Entomology Research - Coastal	2,803.80
Entomology Research - College	29,218.30
Entomology Research - Georgia	55.64
Food Science and Technology - College	3,741.36
Food Science and Technology - Georgia	10,528.65
Forestry Research - College	292.36

General Expense - Coastal	4,531.22
Horticulture Research - Coastal	5,220.21
Horticulture Research - Georgia	274.70
Office of Global Programs - Research	12,992.43
Plant Pathology Research	7,632.14
Plant Pathology Research - Coastal	723.63
	<hr/>
	174,288.75
Total Agricultural Experiment Station	174,288.75
COOPERATIVE EXTENSION SERVICE	
Cooperative Extension Service	
Associate Dean for Extension	209.85
Crop and Soil Sciences - CES	241.84
Entomology - CES	27.57
	<hr/>
	479.26
Total Cooperative Extension Service	479.26
MARINE EXTENSION SERVICE	
Marine Extension Service	
Marine Extension Service	10,926.88
	<hr/>
	10,926.88
Total Marine Extension Service	10,926.88
MARINE INSTITUTE	
Marine Institute	
Marine Institute	4,009.94
	<hr/>
	4,009.94
Total Marine Institute	4,009.94
ATHENS AND TIFTON VETERINARY LAB	
Athens and Tifton Veterinary Lab	
Athens Diagnostic Lab	1,182.79
Tifton Diagnostic Lab	11.69
	<hr/>
	1,194.48
Total Athens and Tifton Veterinary Lab	1,194.48
TOTAL UGARF RETURN	<hr/>
	2,280,580.63
	<hr/>